

Form 19. Results of Election

Local Government Act 1995, s.4.77

RESULTS OF ELECTION FOR City of Joondalup

Date of election: 18 October 2025.

MAYOR

Absolute majority: 12,487

Candidate	First-preference votes	Votes at last count
GOODENOUGH, Ian	8,266	11,442
JONES, Nige	3,183	0
PIZZEY, Rebecca	4,709	0
HUTTON, Douglas	1,347	0
HAMILTON-PRIME, Christine	5,860	0
KINGSTON, Daniel	7,357	13,530
POLIWKA, Russell	2,979	0

Name of first candidate to backfill:

GOODENOUGH, Ian

Name of second candidate to backfill:

HAMILTON-PRIME, Christine

Daniel Jeffery John KINGSTON is elected as the **Mayor of City of Joondalup** until **20 October 2029**.

A document detailing the distribution of preference votes is available on the official website of the local government.


Returning Officer	Full name: Caroline COUSINS	
	Signature: <i>C Cousins</i>	Date: 20 / 10 / 2025

		2025 Ordinary Election City of Joondalup (Mayor) Calculation Steps Report 1 Candidate to be Elected										
			GOODENOUGH, Ian	JONES, Nige	PIZZEY, Rebecca	HUTTON, Douglas	HAMILTON-PRIME, Christine	KINGSTON, Daniel	POLIWKA, Russell	Exhausted	TOTALS	Elected
Total Votes: 33,900 Informal Votes: 199 Formal Votes: 33,701 Absolute Majority = 33,701/2+1 = 16,851												
First Preferences		Votes	8,266	3,183	4,709	1,347	5,860	7,357	2,979	0	33,701	
HUTTON, Douglas	Exclusion	Votes Rec'd	117	165	138	-1,347	110	113	96	608		
	Abs Majority: 16,547	Progress Votes	8,383	3,348	4,847	0	5,970	7,470	3,075	608	33,701	
POLIWKA, Russell	Exclusion	Votes Rec'd	354	293	260		424	449	-3,075	1,295		
	Abs Majority: 15,900	Progress Votes	8,737	3,641	5,107		6,394	7,919	0	1,903	33,701	
JONES, Nige	Exclusion	Votes Rec'd	470	-3,641	742		524	538		1,367		
	Abs Majority: 15,216	Progress Votes	9,207	0	5,849		6,918	8,457		3,270	33,701	
PIZZEY, Rebecca	Exclusion	Votes Rec'd	626		-5,849		1,961	1,140		2,122		
	Abs Majority: 14,155	Progress Votes	9,833		0		8,879	9,597		5,392	33,701	
HAMILTON-PRIME, Christine	Exclusion	Votes Rec'd	1,609				-8,879	3,933		3,337		1st. KINGSTON, Daniel
	Abs Majority: 12,487	Progress Votes	11,442				0	13,530		8,729	33,701	

Form 19. Results of Election*Local Government Act 1995, s.4.77***RESULTS OF ELECTION FOR City of Joondalup**

Date of election: 18 October 2025

CENTRAL WARD		
Absolute majority: 2,673		
Candidate	First-preference votes	Votes at last count
APPS, Suzanne	2,462	2,640
COSTIGAN, Christina	416	0
MAY, Christopher	2,622	2,705
Name of first candidate to backfill: APPS, Suzanne		
Name of second candidate to backfill: COSTIGAN, Christina		
The following person is elected as councillor for the Central Ward. The councillor will hold office until the date set out next to the councillor's name. A document detailing the distribution of preference votes is available on the official website of the local government.		
Name	Expiry of term	
Christopher James MAY	20 October 2029	


Returning Officer	Full name: Caroline COUSINS	
	Signature: 	Date: 19 / 10 / 2025

		2025 Ordinary Election City of Joondalup, Central Ward (Councillor) Calculation Steps Report 1 Candidate to be Elected						
			APPS, Suzanne	COSTIGAN, Christina	MAY, Christopher	Exhausted	TOTALS	Elected
Total Votes: 5,549 Informal Votes: 49 Formal Votes: 5,500 Absolute Majority = 5,500/2+1 = 2,751								
First Preferences		Votes	2,462	416	2,622	0	5,500	
COSTIGAN, Christina	Exclusion	Votes Rec'd	178	-416	83	155		1st. MAY, Christopher
	Abs Majority: 2,673	Progress Votes	2,640	0	2,705	155	5,500	

Form 19. Results of Election*Local Government Act 1995, s.4.77***RESULTS OF ELECTION FOR City of Joondalup**

Date of election: 18 October 2025

NORTH WARD		
Absolute majority: 2,411		
Candidate	First-preference votes	Votes at last count
BARTLEY, Trevor	1,241	0
HILL, Adrian	2,184	2,696
MORTIMORE, Neil	1,721	2,125
RAVICHANDAR, T	356	0
Name of first candidate to backfill: MORTIMORE, Neil		
Name of second candidate to backfill: BARTLEY, Trevor		
The following person is elected as councillor for the North Ward. The councillor will hold office until the date set out next to the councillor's name. A document detailing the distribution of preference votes is available on the official website of the local government.		
Name	Expiry of term	
Adrian HILL	20 October 2029	


Returning Officer	Full name: Caroline COUSINS	
	Signature: 	Date: 19/10/2025

		2025 Ordinary Election City of Joondalup, North Ward (Councillor) Calculation Steps Report 1 Candidate to be Elected							
			BARTLEY, Trevor	HILL, Adrian	MORTIMORE, Neil	RAVICHANDAR, T	Exhausted	TOTALS	Elected
Total Votes: 5,548 Informal Votes: 46 Formal Votes: 5,502 Absolute Majority = 5,502/2+1 = 2,752									
First Preferences		Votes	1,241	2,184	1,721	356	0	5,502	
RAVICHANDAR, T	Exclusion	Votes Rec'd	59	69	78	-356	150		
	Abs Majority: 2,677	Progress Votes	1,300	2,253	1,799	0	150	5,502	
BARTLEY, Trevor	Exclusion	Votes Rec'd	-1,300	443	326		531		1st. HILL, Adrian
	Abs Majority: 2,411	Progress Votes	0	2,696	2,125		681	5,502	

Form 19. Results of Election*Local Government Act 1995, s.4.77***RESULTS OF ELECTION FOR City of Joondalup**

Date of election: 18 October 2025

NORTH-CENTRAL WARD		
Absolute majority: 2,423		
Candidate	First-preference votes	Votes at last count
MERCER, Denise	1,818	2,425
DE JESUS, Leanne	1,082	0
O'CONNOR, Liam	1,891	2,419
VAN DYCK, Anouck	578	0
RITCHIE, Teresa	823	0
Name of first candidate to backfill: O'CONNOR, Liam		
Name of second candidate to backfill: DE JESUS, Leanne		
The following person is elected as councillor for the North-Central Ward. The councillor will hold office until the date set out next to the councillor's name. A document detailing the distribution of preference votes is available on the official website of the local government.		
Name	Expiry of term	
Denise Joy MERCER	20 October 2029	


Returning Officer	Full name: Caroline COUSINS	
	Signature: 	Date: 19/10/2025

Total Votes: 6,235 Informal Votes: 43 Formal Votes: 6,192 Absolute Majority = 6,192/2+1 = 3,097		2025 Ordinary Election City of Joondalup, North-Central Ward (Councillor) Calculation Steps Report 1 Candidate to be Elected									
			MERCER, Denise	DE JESUS, Leanne	O'CONNOR, Liam	VAN DYCK, Anouck	RITCHIE, Teresa	Exhausted	TOTALS	Elected	
		First Preferences	Votes	1,818	1,082	1,891	578	823	0	6,192	
		VAN DYCK, Anouck	Exclusion Abs Majority: 2,952	Votes Rec'd Progress Votes	51 1,869	77 1,159	92 1,983	-578 0	69 892	289 289	6,192
RITCHIE, Teresa	Exclusion Abs Majority: 2,723	Votes Rec'd Progress Votes	153 2,022	149 1,308	131 2,114	 0	-892 748	459 6,192			
DE JESUS, Leanne	Exclusion Abs Majority: 2,423	Votes Rec'd Progress Votes	403 2,425	-1,308 0	305 2,419	 	 	600 1,348	6,192	1st. MERCER, Denise	

Form 19. Results of Election*Local Government Act 1995, s.4.77***RESULTS OF ELECTION FOR City of Joondalup**

Date of election: 18 October 2025

SOUTH WARD		
Absolute majority : 2417		
Candidate	First-preference votes	Votes at last count
MORRIS, Jay	909	0
FISHWICK, Russ	2,444	2,675
MANSFIELD, Lisa	1,804	2,158
Name of first candidate to backfill: MANSFIELD, Lisa		
Name of second candidate to backfill: MORRIS, Jay		
The following person is elected as councillor for the South Ward. The councillor will hold office until the date set out next to the councillor's name. A document detailing the distribution of preference votes is available on the official website of the local government.		
Name	Expiry of term	
Russel Grant FISHWICK	20 October 2029	

Returning Officer	Full name: Caroline COUSINS	
	Signature: 	Date: 19/10/25

		2025 Ordinary Election City of Joondalup, South Ward (Councillor) Calculation Steps Report 1 Candidate to be Elected						
			MORRIS, Jay	FISHWICK, Russ	MANSFIELD, Lisa	Exhausted	TOTALS	Elected
Total Votes: 5,183 Informal Votes: 26 Formal Votes: 5,157 Absolute Majority = 5,157/2+1 = 2,579								
First Preferences		Votes	909	2,444	1,804	0	5,157	
MORRIS, Jay	Exclusion <i>Abs Majority: 2,417</i>	Votes Rec'd	-909	231	354	324		1st. FISHWICK, Russ
		Progress Votes	0	2,675	2,158	324	5,157	

Form 19. Results of Election*Local Government Act 1995, s.4.77***RESULTS OF ELECTION FOR City of Joondalup**

Date of election: 18 October 2025

SOUTH-EAST WARD

Absolute majority: 2710

Candidate	First-preference votes	Votes at last count
CHESTER, John	2,948	2948
CRAVEN, Emma	1,305	1305
LEE, Samuel	1,165	1165

Name of first candidate to backfill:

CRAVEN, Emma

Name of second candidate to backfill:

LEE, SamuelThe following person is elected as councillor for the **South-East Ward**.

The councillor will hold office until the date set out next to the councillor's name.

A document detailing the distribution of preference votes is available on the official website of the local government.

Name	Expiry of term
JOHN CHESTER	20 October 2029

Returning Officer	Full name: Caroline COUSINS	
	Signature: <i>Caroline</i>	Date: 19/10/2025

	2025 Ordinary Election City of Joondalup, South-East Ward (Councillor) Calculation Steps Report 1 Candidate to be Elected						
		CHESTER, John	CRAVEN, Emma	LEE, Samuel	Exhausted	TOTALS	Elected
Total Votes: 5,456 Informal Votes: 38 Formal Votes: 5,418 Absolute Majority = 5,418/2+1 = 2,710							
First Preferences	Votes	2,948	1,305	1,165	0	5,418	1st. CHESTER, John

Form 19. Results of Election

Local Government Act 1995, s.4.77

RESULTS OF ELECTION FOR City of Joondalup

Date of election: 18 October 2025

SOUTH-WEST WARD

Absolute majority: 2,346

Candidate	First-preference votes	Votes at last count
COUNT, Matthew	2,196	2,728
EDWARDES, Colin	1,780	1,962
LAW, Samantha	1,233	0

Name of first candidate to backfill:

EDWARDES, Colin

Name of second candidate to backfill:


LAW, Samantha

The following person is elected as councillor for the **South-West** Ward.

The councillor will hold office until the date set out next to the councillor's name.

A document detailing the distribution of preference votes is available on the official website of the local government.

Name	Expiry of term
Matthew Alwynne Benjamin COUNT	20 October 2029

Returning Officer	Full name: Caroline COUSINS	
	Signature: 	Date: 19/10/2025

		2025 Ordinary Election City of Joondalup, South-West Ward (Councillor) Calculation Steps Report 1 Candidate to be Elected					
			COUNT, Matthew	EDWARDES, Colin	LAW, Samantha	Exhausted	TOTALS
Total Votes: 5,233 Informal Votes: 24 Formal Votes: 5,209 Absolute Majority = 5,209/2+1 = 2,605							Elected
First Preferences		Votes	2,196	1,780	1,233	0	5,209
LAW, Samantha	Exclusion <i>Abs Majority: 2,346</i>	Votes Rec'd Progress Votes	532 2,728	182 1,962	-1,233 0	519 519	1st. COUNT, Matthew 5,209