

## How to pay an infringement via the IMaaS self service portal

To PAY an infringement via the IMaaS Self Service portal, simply type your infringement number and either offence date or vehicle registration into the fields provided and click search.

To **appeal**, **track**, or **enquire** about an infringement, you must first **Create an account**, then **Login**.

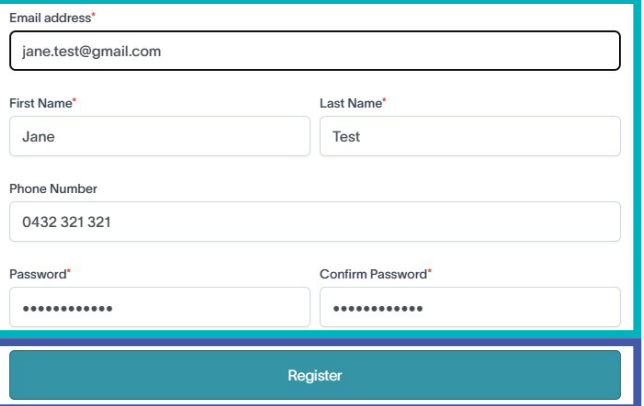
### How to create an account:

1. Go to **joondalup-ssp-imaas.orian.tech**
2. Click **Login** in the top right-hand corner
3. Click **Register** below the login button
4. **Complete the New User Registration details**, noting password requirements, then click **Register** again

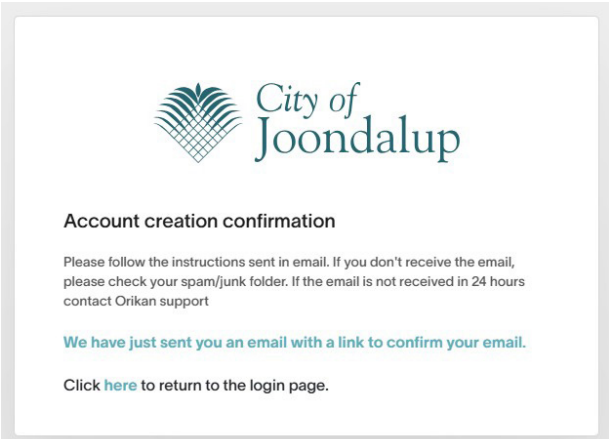


#### New User Registration

Fill in the below details to complete actions via the self-service portal. A confirmation email will be sent upon completion.

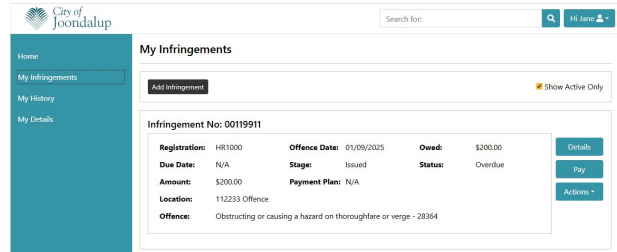


5. You will receive a validation email – click the link within this email. Please check junk/spam if email cannot be located
6. Use your newly created email and password to **Login**



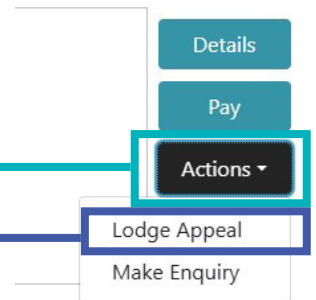
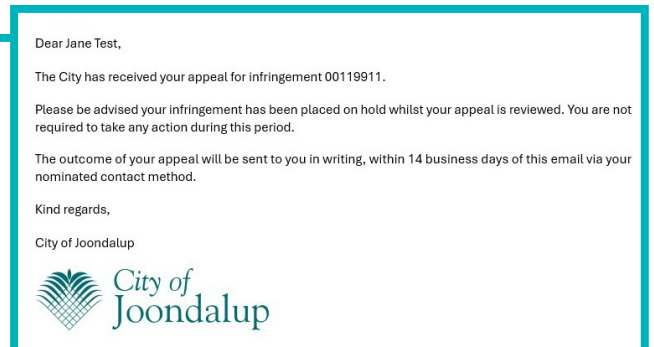
## To appeal, track or enquire on an infringement, add the fine to “My Infringements”

1. Go to [joondalup-ssp-imaas.orikan](https://joondalup-ssp-imaas.orikan) and [Login](#)
2. Enter the infringement number, and offence date or vehicle registration. Click [Search](#).
3. The infringement will be automatically added to your list of “My Infringements”



## To Lodge an Appeal, once added to “My Infringements”

1. [Login](#) to the portal
2. Click on [My Infringements](#)
3. Click [Actions](#), then [Lodge Appeal](#)
4. Follow the steps, completing all mandatory information – you will then receive an email confirmation once submitted

## To Track your infringement, once added to “My Infringements”

1. [Login](#) to the portal
2. Click on [My Infringements](#)
3. Your infringement [Status](#) is updated in real time

