

City Of Joondalup

Draft 2006/07 Budget

Mayor and Councillors

<ul style="list-style-type: none"> • Troy Pickard 	Mayor
<ul style="list-style-type: none"> • Kerry Hollywood • Tom McLean 	North Ward
<ul style="list-style-type: none"> • Albert Jacob • Steve Magyar 	North Central Ward
<ul style="list-style-type: none"> • John M. Park • Geoff Amphlett 	Central Ward
<ul style="list-style-type: none"> • Michele John • Marie Evans 	South West Ward
<ul style="list-style-type: none"> • Sue Hart • Brian Corr 	South East Ward
<ul style="list-style-type: none"> • Russ Fishwick • Richard Currie 	South Ward

Executive Staff

Chief Executive Officer – Garry Hunt
 Director Corporate Services – Mike Tidy
 Director Infrastructure Services – David Djulbic
 Director Planning and Community Development – Clayton Higham
 Director Governance and Strategy – Ian Cowie

Budget Statement

We hereby certify that the Council at its special meeting held on Tuesday 25 July 2006 has adopted the 2006/07 Budget of the City of Joondalup.

GARRY HUNT
CHIEF EXECUTIVE OFFICER

TROY PICKARD
MAYOR

CITY OF JOONDALUP

2006/07 BUDGET SUMMARY

EXECUTIVE REPORT

1)	EXECUTIVE SUMMARY	3
2)	INTRODUCTION	3
3)	BUDGET OVERVIEW.....	4
4)	EXPENDITURE	5
5)	REVENUE	9
6)	SOURCE AND APPLICATION OF FUNDS	10
7)	RESERVE FUNDS.....	11
8)	DEBT	11
9)	CONCLUSION.....	12

1) Executive Summary

It is with pleasure that the City of Joondalup's **2006/07** budget is presented.

The **2006/07** budget is a considered budget, which will deliver our service and work programmes and build the City's financial capacity to meet the challenges of the future.

The vision for the City of Joondalup is "to be a sustainable City and community that are recognised as being innovative, unique and diverse".

The 2006/07 budget provides for overall expenditure of \$99.2 million (excluding non-cash items) with over \$30m of Capital Expenditures, including the Joondalup Works Depot (\$4m), Ocean Reef Boat Harbour Concept Plan (\$1.1m), acquisition and construction of parking lot at 6 Lawley Court (\$2.7m), the introduction of universal recycling service (\$4m) and a contribution to the development of the Arena Sports and Recreation facilities (\$710k). The City also has a large capital works program of \$15 million with spending on roads, footpaths, foreshores and parks and other infrastructure assets.

The City of Joondalup has budgeted \$1.7 million this year to continue City Watch, the City's own security patrol service for our 160,000 residents.

The City will collect rates of \$51.7 million from approximately 58,200 properties. Overall, the 5.2% rate increase in **2006/07** will allow enough funds be set aside to meet the City's increasing financial demands to sustain its growing infrastructure assets.

This year as a major initiative in sustainable waste management and in response to an overwhelming support from its ratepayers, the City will introduce a universal recycling service for all residents to be rolled out from mid year. The increased rubbish collection charge has been kept to \$185, covering both the refuse and recycling services, despite the increase in the State Government Land Fill Levy and other associated escalations in the cost of refuse disposal.

In summary the City has made considered and responsible budget decisions for the benefit of not only the existing members of the community but for future generations alike.

2) Introduction

The City of Joondalup is the second largest local government in Western Australia based on budgeted expenditure and population.

The City of Joondalup continues to focus on planned and controlled growth through a mixture of initiatives aimed at developing and maintaining the area's infrastructure, developing the characteristics of Joondalup as a City, through marketing and cultural development while improving service delivery through a continuing focus on customer service and business process improvement.

The City has 16kms of stunning coastline stretching from Beach Road, Marmion in the south, to Burns Beach Road, Burns Beach in the north. Popular beaches with excellent facilities are located at Marmion, Sorrento, Hillarys, Pinnaroo, Whitfords, Mullaloo, Ocean Reef, Beaumaris and Burns Beach. Beach side leisure activities include boating, water skiing, snorkelling, fishing, windsurfing, animal exercise and dual use paths ideal for walking and cycling.

The City provides a wide range of community services and leisure and sporting facilities. The newly redeveloped Craigie Leisure Centre aims to ensure that the community's needs continue to be met in the future.

The City's natural assets includes the Yellagonga wetlands and the City works closely with CALM, the City of Wanneroo and a variety of community groups to manage the region's natural assets.

As part of promoting the City of Joondalup as the second CBD, the City continues to work closely with regional stakeholders to develop cultural, educational and economic initiatives.

3) Budget Overview

The **2006/07** budget is prepared in accordance with the requirements of the Local Government Act 1995 and the Local Government (Financial Management) Regulations 1996.

The relevant Statutory Statements (shown on the grey sheets) within this document are:

- Operating Statement by Programme – refer Attachment 1
- Statement of Cash Flows – refer Attachment 2
- Rate Setting Statement – refer Attachment 3
- Statement of Rating Information – refer Attachment 4

Additional notes to the budget are provided in Attachments 5 to 9.

In summary, the Operating Statement shows a Change in Net Assets Resulting from Operation of \$6.9m. Capital expenditure amounts to \$33.4m and Loan Repayment of \$310k. The net transfer from Reserves during the Budget year 2006/2007 is \$3.5m.

4) **Expenditure**

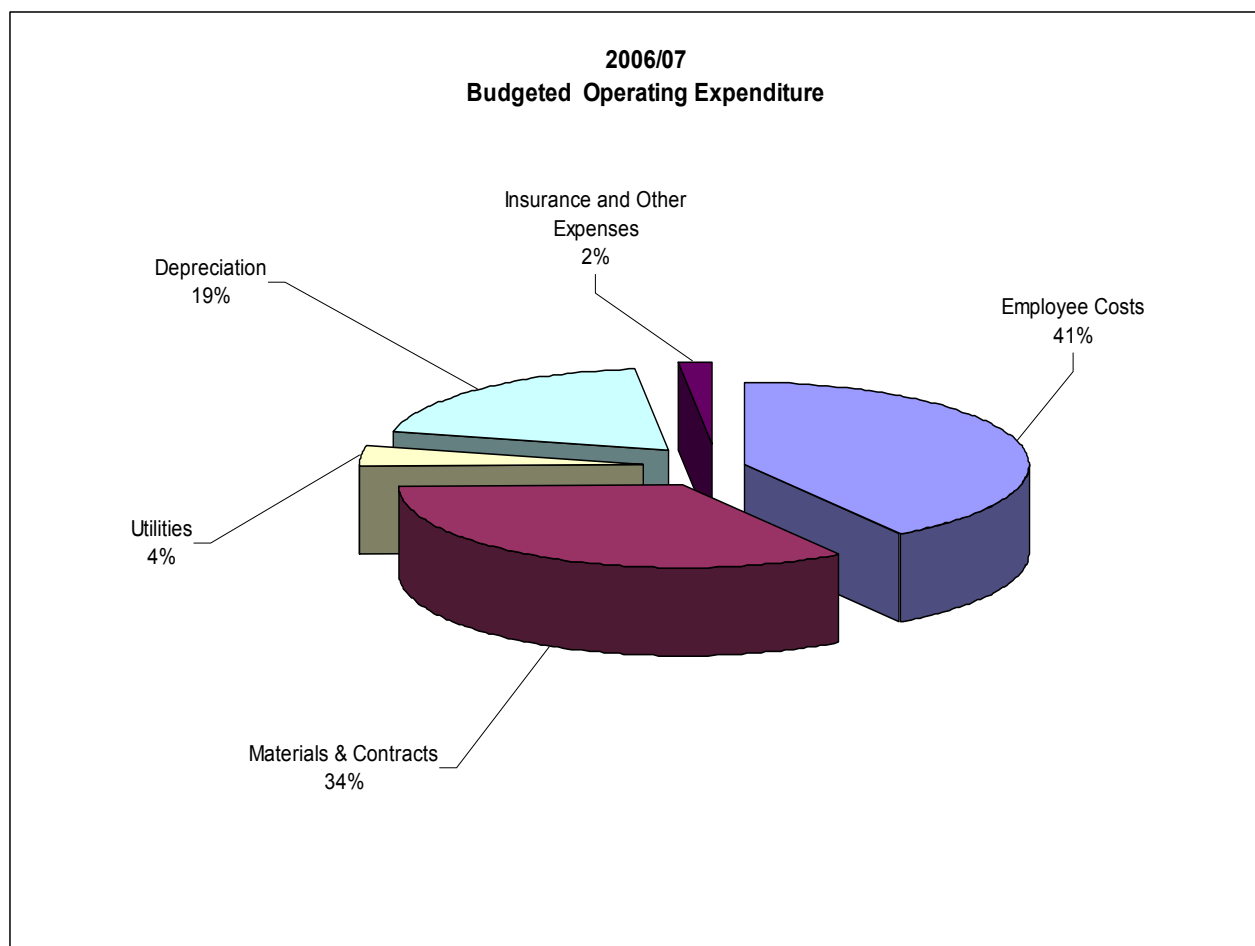
The City's financial statements categorise expenditure into either "operating expenditure" or "capital expenditure". These expenditures are described further below.

Operating expenditure

Operating expenditure totals \$81.5m when including "depreciation" and "loss on disposal of assets" as shown below. Key movements are due to:

- Increased operating costs and inflation (labour, materials, insurance)
- Increases in programmes and projects, including a new recycling service for all
- Increased depreciation costs associated with roads and drainage newly acquired infrastructure assets

Expenditure	2005/06 Estimated Actual \$	2006/07 Budget \$
Employee Costs	28,118,566	33,222,225
Materials & Contracts	25,511,955	27,705,835
Utilities	3,048,747	3,329,213
Depreciation	14,882,273	15,738,343
Insurance and Other Expenses	1,255,163	1,523,288
Total Expenditure	72,816,704	81,518,904

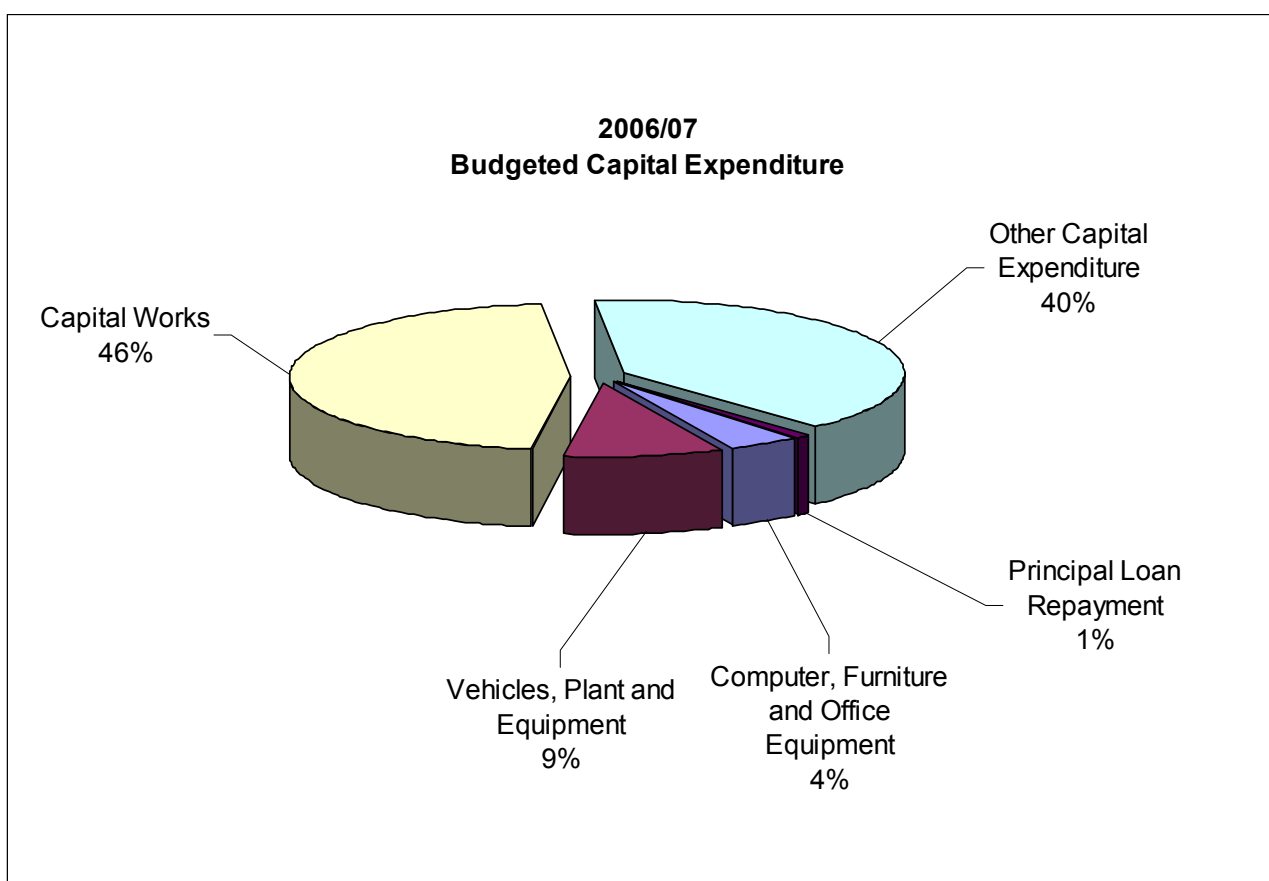


Capital Expenditure

The **2006/2007** budget provides for capital expenditure totalling \$33.7 million, which includes \$15.5m for **Capital Works**, \$3.2 for **Vehicles and Plant Replacement**, \$1.38m for **Computer, Furniture and Office Equipments** and \$13.4 for **Other Capital Projects**.

The City's **2006/07** capital expenditure by classification is as follows: -

Capital Expenditure	2006/07 Budget \$
Computer, Furniture and Office Equipment	1,381,417
Vehicles, Plant and Equipment	3,157,600
Capital Works	15,485,454
Other Capital Expenditure Items	13,372,043
Principal Loan Repayment	310,025
Total Capital Expenditure	33,706,539



Capital Works Programme

The **2006/07** capital works budget forms part of the 5-year capital works programme. The **2006/07** capital works expenditure is as follows:

Capital Works Programme	Budget 2006/07 \$
Dry Park Development Program	195,120
Reticulated Park Development Program	140,000
Foreshore & Natural Areas Management Program	241,000
Parks Sporting Facility Program	98,000
Park Play Equipment Program	340,000
Parks & Reserves Enhancement Program	450,000
Streetscape Enhancement Program	265,000
Traffic Management Program	1,963,000
Parking Facilities Program	455,000
Major Road Construction Program	3,421,187
Paths Program	509,500
Stormwater Drainage Program	604,960
Street lighting Program	422,000
Road Preservation & Resurfacing Program	4,575,642
Major Building Works Program	1,805,045
Total Capital Works Programme	15,485,454

Other Capital Expenditure Items

The City's other significant capital expenditure Items, excluding the Vehicles/Plants replacement programme are as follows:

Other Capital Expenditure Items	Notes	Budget 2006/07 \$
Ocean Reef Boat Harbour Development	1	1,173,392
Works Depot	2	4,000,000
Acquisition of Cultural Facility Land and Study	3	595,500
Acquisition of Parking Lot 6 Lawley Court Joondalup	4	2,700,000
Information Technology Expenditure		1,381,417
Contribution to Arena Community Sports Assoc.		710,000
Universal Recycling Service	5	3,315,000
Other Furniture and Equipments Items		878,151
Total Other Capital Expenditure Items		14,753,460

Notes:

1. Ocean Reef Boat Harbour Development

The Ocean Reef Boat Harbour development site is approximately 46 hectares in area and currently consists of a boat launching facility and parking for vehicles and boat trailers. In 2006/07 the City will focus on development of a Structure Plan for Ocean Reef Boat Harbour to meet the social/lifestyle needs of the region, promote economic development and protect the environment.

2. Works Depot

Negotiations with Water Corporation, for the lease of a 2.5 ha site on Ocean Reef Road Craigie known as Beenyup, is in its final stage and It is expected that the construction of the Depot will be completed by end of 2007. The total cost of the project is expected to be \$5 m of which \$4m is provided for in **2006/07** budget.

3. Cultural Facility

The land purchase contract for the Cultural Facility site has been executed and the purchase deposit paid. Construction of an access road from Grand Boulevard to the Hospitality Training Centre and the site also has been completed. The **2006/2007** budget provides for the final settlement of the land purchase and for an amount of \$60,000 to undertake a feasibility study to assess the project.

4. Parking Lot 6 Lawley Court

The proposed purchase of Lot 6 Lawley Court from Landcorp is an investment in meeting the future parking needs of the City. The \$2.7m budget includes the cost constructing an at grade car-park at the site.

5. Universal Recycling Service

The introduction of the Universal Recycling Service represents a major commitment to the long term sustainable Waste Management in the City. The budgeted cost includes \$1.2m representing the City's contribution to the cost of upgrading the Material Recovery Facility jointly used with the Cities of Swan and Wanneroo. The City will recover this contribution by way of reduced future utilisation charge.

Acquired Infrastructure Assets

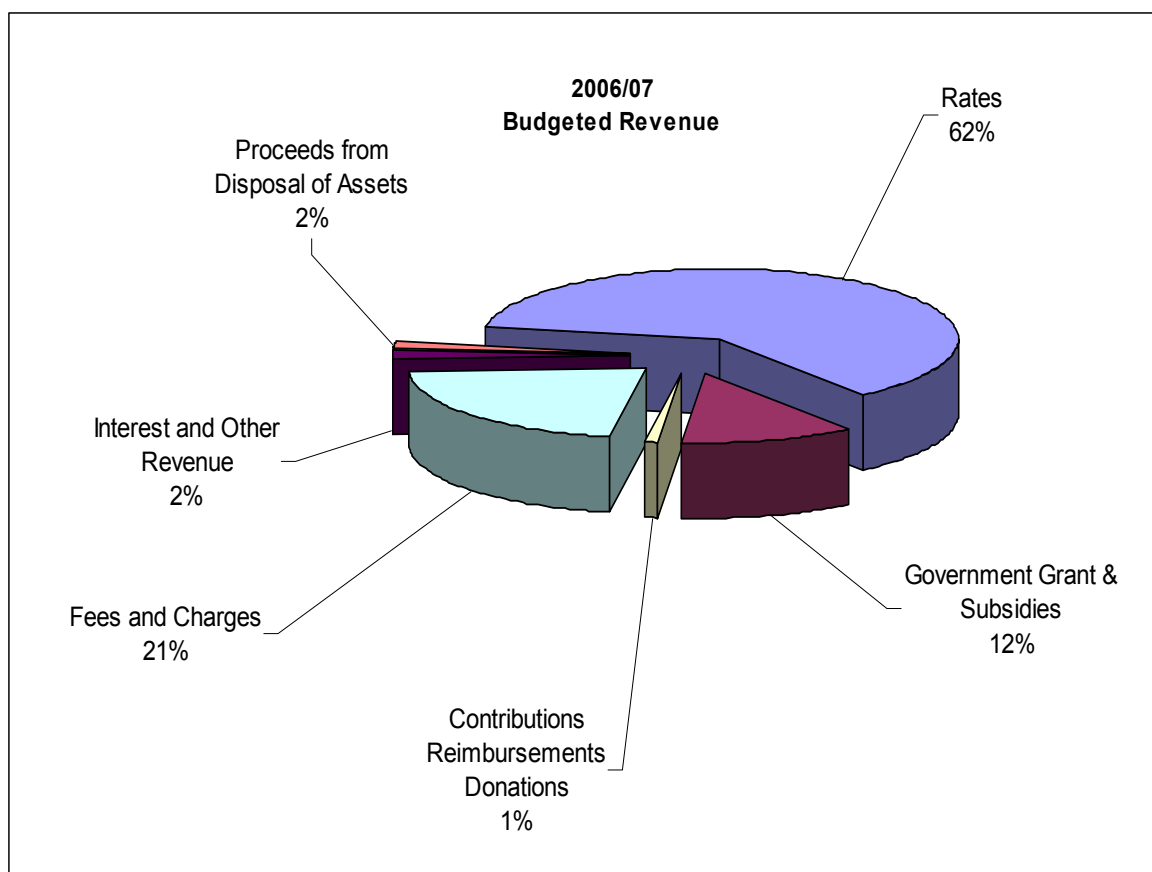
The City estimates that it will be given roads, drainage and other infrastructure from developers during 2006/07 valued as follows:

Acquisitions from Developers	\$
Roads	3,250,000
Drainage	1,000,000
Footpaths	325,000
Parks	1,000,000
Ornamental Street Lighting	450,000
Total Acquisitions from Developers	6,025,000

5) Revenue

The City's 2006/2007 revenues, apart from infrastructure assets transferred to the City from Developers, are as follows:

Revenue	2005/06 Estimated Actual \$	2006/07 Budget \$
Rates	48,693,901	51,717,378
Government Grants & Subsidies	7,964,604	9,978,916
Contributions Reimbursements Donations	5,426,826	868,369
Fees & Charges	15,223,630	17,840,813
Interest and Other Revenue	3,632,647	1,931,000
Proceeds from Disposal of Assets	640,290	1,282,600
Total Revenue	81,581,898	83,619,076



Key changes compared to last year include:

- Additional rates income as a consequence of an increase in the number of properties in the City, and a 5.2% increase in the rate-in-the-dollar
- Introduction of a Universal Recycling Service for all with associated increase in revenue
- Reduction in interest earnings as projects are completed and cashflow reduces

The City will continue to provide enhanced landscape maintenance in the Harbour Rise, Iluka and Woodvale Waters areas. Specified area rates are charged separately for this purpose.

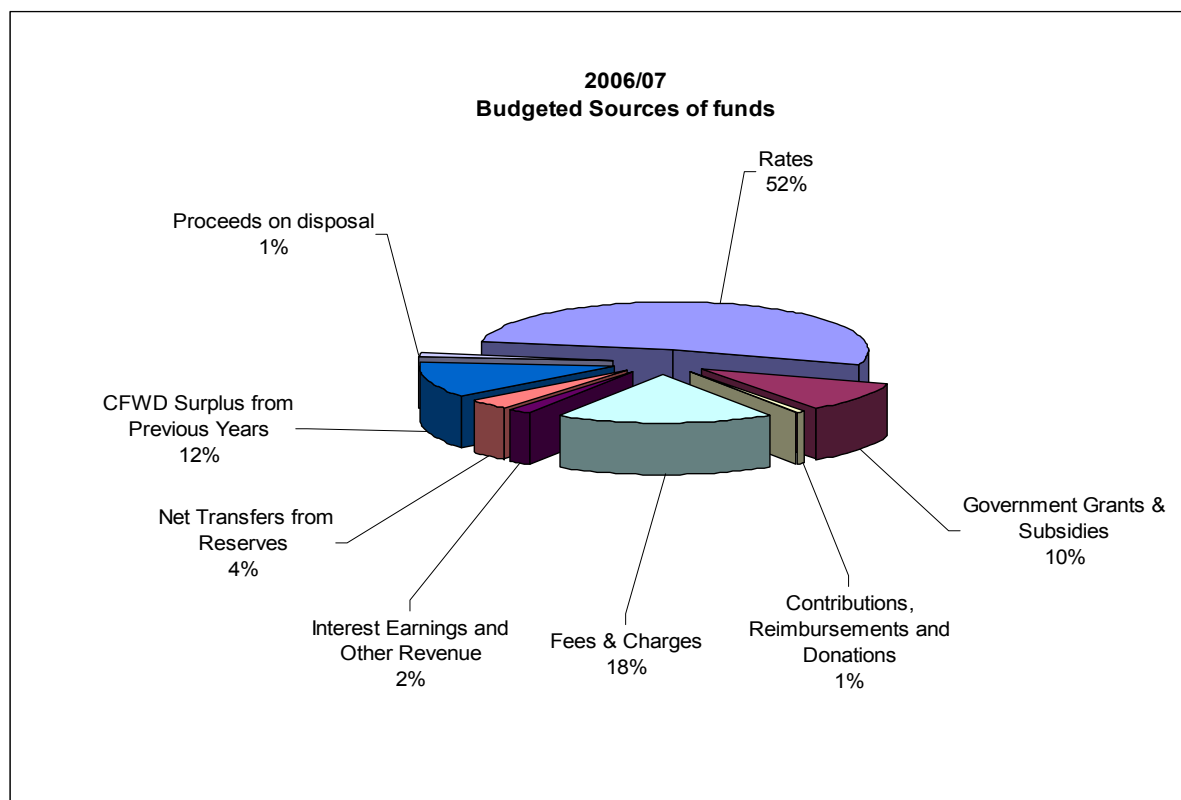
The refuse collection charge has increased to \$185 per household to include the new recycling service. This will provide a full 240lt bin recycling service to all households in addition to the normal 240lt bin. This is a long-term sustainability initiative that will increase the diversion of waste from landfill.

6) Sources of Funds

The **2006/2007** Expenditure and Sources of funding are as follows:

Expenditure	2005/06 Estimated Actual \$	2006/07 Budget \$
Operating Expenditure	72,816,704	81,518,904
Less Depreciation	-14,882,273	-15,738,343
Less Loss on disposal of assets	-87,371	-273,800
Plus Capital Expenditure	22,026,504	33,706,539
Total Expenditure	79,873,564	99,213,300

Sources of Funds	2005/06 Estimated Actual \$	2006/07 Budget \$
Carry Forward Surplus from Previous Year	8,483,092	12,079,842
Rates	48,693,901	51,717,378
Government Grants & Subsidies	7,964,604	9,978,916
Contributions Reimbursements Donations	5,426,826	868,369
Fees & Charges	15,223,630	17,840,813
Interest and Other Revenue	3,632,647	1,931,000
Proceeds on Asset Disposal	640,290	1,282,600
Net Transfers from Reserves	988,416	3,533,405
Borrowings	900,000	
Total	91,953,406	99,232,323
Surplus Carried Forward To Next Financial Year	12,079,842	19,023



For further details refer **2006/07** Statement of Cash flows (Attachment 2); **2006/07** Rates Setting Statement (Attachment 3) and the Notes to and Forming Part of the Budget (Attachment 5).

Local government legislation requires that any accumulated surplus brought forward from the previous year be used to offset rates in the current year's budget. The accumulated surplus brought forward has been used in this manner after allowing for the works in progress.

7) **Reserve Funds**

The City has established various reserves to which monies are set-aside at the discretion of the Council to fund future capital works and meet the City's future need. During the budget year the City will transfer a total of \$5.6m to various reserve accounts of which \$3.9m is municipal funds being put aside as additional capital reserves. This is a substantial increase on previous years and represents a strong commitment to long-term financial sustainability. Details of reserves are described in the Notes Forming Part of the Budget.

8) **Debt**

The City is not contemplating any new borrowings during the **2006/2007** budget year and will repay \$310,025 of the principal of its outstanding Loans at the beginning of the budget year totalling \$3,671,507 leaving a remaining loan balance of \$3,361,302 at 30 June 2007

9) **Conclusion**

The City of Joondalup continues to consolidate its core business and to focus on the future in line with its 5-year Strategic Plan.

The **2006/07** budget is a considered and balanced budget that addresses the needs of the current residents while also focussing on the future direction of the City. It is a positive and responsible approach in discharging the City's responsibilities to its community.

GARRY HUNT
Chief Executive Officer

MIKE TIDY
Director Corporate Services



2006/07 Operating Statement by Programme

	Budget 2005/06 \$	Actual (estimated) 2005/06 \$	Budget 2006/07 \$
Revenues			
General Purpose Funding	58,463,514	60,621,096	58,588,825
Governance	-	1,840	-
Law, Order and Public Safety	621,443	565,214	632,417
Health	234,853	238,791	251,911
Education and Welfare	406,247	270,564	619,219
Community Amenities	9,810,877	9,753,342	11,024,342
Recreation and Culture	5,127,080	3,395,332	6,089,317
Transport	8,397,103	8,309,823	9,513,574
Economic Services	1,188,962	1,174,041	1,316,499
Other Property and Services	390,094	374,414	378,046
Total Operating Revenue	84,640,173	84,704,457	88,414,150
Expenses			
General Purpose Funding	1,158,584	255,286	205,717
Governance	8,019,032	1,648,976	1,908,082
Law, Order and Public Safety	3,150,790	3,809,800	4,410,261
Health	1,402,946	1,323,553	1,464,162
Education and Welfare	1,545,247	1,844,352	2,538,198
Community Amenities	11,022,121	12,248,064	14,693,233
Recreation and Culture	23,854,733	24,815,451	27,293,944
Transport	17,567,983	20,267,192	22,349,805
Economic Services	1,346,152	1,066,751	1,270,189
Other Property and Services	7,499,294	5,537,279	5,385,313
Total Operating Expenses	76,566,882	72,816,704	81,518,904
Change in Net Assets Resulting from Operations	8,073,291	11,887,753	6,895,246



2006/07 STATEMENT OF CASH FLOWS

	2005/06		2006/07
Description	Budget \$	Actual (estimated) \$	Budget \$
Cash Flows from Operating Activities			
Receipts			
Rates	49,023,290	48,693,901	49,131,509
Rates - Specified Area	122,672	119,156	132,317
Government Grants & Subsidies (Operating)	4,650,782	3,167,687	3,381,472
Contributions, Reimbursements & Donations	4,725,736	5,426,826	824,951
Fees & Charges	15,305,852	15,104,474	17,726,204
Interest Earnings	2,248,000	3,451,406	2,160,000
Revenue from Other Councils	126,000	181,241	131,000
	76,202,332	76,144,691	73,487,453
Payments			
Employee Costs	30,474,382	28,118,566	31,561,114
Materials & Contracts	25,669,345	25,511,955	30,476,419
Utilities (Gas, Electricity, Water etc)	3,164,388	3,048,747	3,329,213
Interest Expenses	218,444	180,794	205,717
Insurance Expenses	939,272	933,020	988,771
Other Expenses	44,000	53,978	55,000
	60,509,831	57,847,060	66,616,233
Net Cash Provided by Operating Activities	15,692,501	18,297,631	6,871,220
Cash Flows from Investing Activities			
Receipts			
Government Grants & Subsidies (Non Operating)	4,435,283	4,796,917	6,597,444
Proceeds from Asset Sales	1,560,000	640,290	1,282,600
	5,995,283	5,437,207	7,880,044
Payments			
Purchase of Land	3,318,612	59,500	3,235,500
Purchase of Furniture & Equipment	1,663,778	1,364,798	2,120,940
Purchase of Vehicles & Plant	3,688,100	2,325,654	2,904,840
Construction of Infrastructure Assets	29,724,145	18,048,059	23,465,804
	38,394,635	21,798,011	31,727,083
Net Cash (Used In) or From Investing Activities	(32,399,352)	(16,360,804)	(23,847,039)
Cash Flows from Financing Activities			
Proceeds from Borrowings	900,000	900,000	-
Repayment of borrowings	(228,493)	(228,493)	(310,025)
Net Cash (Used In) or From Financing Activities	671,507	671,507	(310,025)
Net Increase/(Decrease) in Cash Held	(16,035,344)	2,608,334	(17,285,844)
Cash at the Beginning of the Financial Period	40,251,742	40,251,742	42,860,076
Cash at the End of the Financial Period	24,216,398	42,860,076	25,574,232

2006/07 RATE SETTING STATEMENT

	2005/06 Budget	2006/07 Budget
	\$	\$
OPERATING REVENUE		
General Purpose Funding (excl Rates)	9,969,146	6,871,447
Law, Order and Public Safety	621,443	632,417
Health	234,853	251,911
Education and Welfare	406,247	619,219
Community Amenities	9,810,877	11,024,342
Recreation and Culture	5,127,080	6,089,317
Transport	8,397,103	9,513,574
Economic Services	1,188,962	1,316,499
Other Property and Services	390,094	378,046
	36,145,805	36,696,772
OPERATING EXPENDITURE		
General Purpose Funding	1,158,584	205,717
Governance	8,019,032	1,908,082
Law, Order and Public Safety	3,150,790	4,410,261
Health	1,402,946	1,464,162
Education and Welfare	1,545,247	2,538,198
Community Amenities	11,022,121	14,693,233
Recreation and Culture	23,854,733	27,293,944
Transport	17,567,983	22,349,805
Economic Services	1,346,152	1,270,189
Other Property and Services	7,499,294	5,385,313
	76,566,882	81,518,904
CAPITAL WORKS		
Governance	-	200,000
Law, Order and Public Safety	271,186	231,593
Health	16,669	35,265
Education and Welfare	4,010,833	12,720
Community Amenities	2,636,298	4,201,290
Recreation and Culture	10,620,934	4,717,646
Transport	18,832,356	15,926,014
Economic Services	7,338	1,291,920
Other Property and Services	1,999,022	6,780,066
	38,394,636	33,396,514
Adjustments for Non Cash Movements		
Transfers from Reserves	20,764,314	9,137,192
Transfers to Reserves	(12,075,873)	(5,603,787)
Depreciation on Assets	15,030,810	15,738,343
Loss on Disposal	260,485	273,800
Profit on Disposal	(74,596)	(52,674)
Adjustments for Other Cash Movements		
Proceeds from Disposal	1,265,000	1,282,600
Loan funds	900,000	-
Loan repayments (principal)	(228,493)	(310,025)
Adjustments for Carry Forwards		
Surplus Carried Forward from 2005/06	1,935,055	5,194,775
Carried Forward Works for 2005/06	6,294,643	6,885,067
Transfer to Accumulated Surplus	(3,750,000)	(6,025,000)
AMOUNT REQUIRED FROM RATES	(48,494,368)	(51,698,355)



STATEMENT OF CHANGE IN EQUITY FOR THE YEAR ENDING 30 JUNE 2007

	Total Equity		Accumulated Surplus		Cash Backed Reserves	
	2005/06 Estimated	2006/07 Budget	2005/06 Estimated	2006/07 Budget	2005/06 Estimated	2006/07 Budget
Balance at the Beginning of the Reporting Period	\$ 526,040,566	\$ 537,928,319	\$ 503,979,812	\$ 516,855,981	\$ 22,060,754	\$ 21,072,338
Change in Net Assets Resulting from Operations	11,887,753	6,895,246	11,887,753	6,895,246	-	-
Transfer to Reserves	-	-	(9,471,213)	(5,603,787)	9,471,213	5,603,787
Transfer from Reserves	-	-	10,459,629	9,137,192	(10,459,629)	(9,137,192)
Balance at the End of the Reporting Period	537,928,319	544,823,565	516,855,981	527,284,632	21,072,338	17,538,933



CITY OF JOONDALUP RATING STATEMENT 2006/2007

	GENERAL RATES				MINIMUM RATES				TOTAL
	Rateable Value	No of Properties	Rate in \$	Rate Yield	Rateable Value	No of Properties	Minimum Payment	Rate Yield	
General Rate - GRV	\$		c	\$	\$		\$	\$	\$
Residential Vacant	20,145,608	1,243	7.3029	1,471,214	1,067,504	194	531	103,014	1,574,228
Residential Improved	513,035,545	48,833	7.3029	37,466,502	43,209,819	6,492	531	3,447,252	40,913,754
Commercial Improved	115,930,048	857	7.3029	8,466,256	1,141,360	178	531	94,518	8,560,774
Commercial Not Improved	622,250	22	7.3029	45,442	7,250	1	531	531	45,973
Industrial	11,050,440	373	7.3029	807,003	37,529	6	531	3,186	810,189
Sub Total GRV	660,783,891	51,328		48,256,416	45,463,462	6,871		3,648,501	51,904,917
Interim Rates Levied									
TOTAL GRV	660,783,891	51,328	-	48,256,416	45,463,462	6,871	-	3,648,501	51,904,917
General Rate - UV									
Residential	71,420,089	10	0.57080	407,666					407,666
Rural	840,000	2	0.57080	4,795					4,795
Total UV	72,260,089	12		412,461	0	0		0	412,461
TOTAL RATES LEVIED									52,317,378
Interim Rates									200,000
Discount Allowed									(800,000)
Total rates and interims less Discounts									51,717,378
Interest on Outstanding Rates									305,758
Instalment Administration Charge									350,621
Non Payment Penalty									
NET rates, charges and discounts	733,043,980	51,340		48,668,877	45,463,462	6,871		3,648,501	52,373,757

NOTES TO AND FORMING PART OF THE BUDGET

1.	2005/06 Actual Comparatives	1
2.	Significant Accounting Policies.....	1
3.	The Local Government Reporting Entity	1
4.	Programme Activities.....	4
5.	Operating Revenues and Expenses Classified According to Nature	5
6.	Rating and Valuations	6
7.	Fees and Charges	10
8.	Contributions/Reimbursements	11
9.	Disposal of Assets	11
10.	Depreciation.....	12
11.	Members' Fees and Allowances.....	13
12.	Interest Earnings.....	14
13.	Cash Backed Reserves	14
14.	Capital Expenditure	22
15.	Loan Facilities.....	23
16.	Major Land Transactions	23
17.	Determination of Opening Funds.....	24

1. 2005/06 Actual Comparatives

The 2005/06 actual comparatives as shown are estimated at 30 June 2006. The actual results will not be confirmed until the City has had its financial statements audited for the year ending 30 June 2006.

2. Significant Accounting Policies

The significant accounting policies that have been adopted in the preparation of these financial statements are:

Basis of Accounting

These general purpose financial statements have been drawn up in accordance with the accounting concepts, standards and disclosure requirements of the Australian accounting bodies, the Local Government Act 1995 and the Local Government (Financial Management) Regulations 1996. They have been prepared on the accrual basis and include the requirements of Australian Accounting Standard AAS27.

3. The Local Government Reporting Entity

The financial statements forming part of this report have been prepared on the basis of a single consolidated fund (Municipal Fund). Monies held in Council Trust Fund have been excluded from the consolidated financial statements.

a) Depreciation**Property, Plant and Equipment (Excluding Infrastructure Assets)**

Property, plant and equipment, excluding infrastructure assets are carried at cost. Items of property, plant and equipment, including buildings but excluding freehold land and artworks, are depreciated over their estimated useful lives on a straight-line basis. Depreciation has been charged to the operating statement.

Depreciation Rates:

Freehold Land	Nil	Plant	12.5%
Artworks	Nil	Computer Equipment	33.4%
Light Vehicles	7.5%	Furniture & Office Equipment	10.0%
Buildings	2.5%	Other Equipment	10.0%
Heavy Vehicles	10.5%	Computer Software (Over \$10,000)	20.0%

Infrastructure Assets

Reserves and Engineering infrastructure assets acquired prior to 30 June 1997 were brought to account as a non current asset at their estimated depreciated replacement cost at that time, additions subsequent to 30 June 1997 are recorded at cost. Infrastructure assets acquired by the City as contributions by developers recorded are valued at current cost and reflected as additions to assets and the income recorded in the operating statement and taken to accumulated surplus.

Infrastructure assets capitalised are depreciated over their estimated useful lives on a straight-line basis from the date of acquisition or, in respect of constructed assets, at the end of the financial year. Depreciation has been charged to the operating statement.

Engineering infrastructure assets (roads, footpaths, drains, etc) are depreciated over their estimated useful lives on a straight-line basis effective from the commencement date of the next financial year.

In accordance with the Local Government (Financial Management) Regulations 1996 Section 16, land under roads has not been recognised as an asset in the statement of financial position.

Depreciation Rates:

Reserves

Playground Equipment	10%	Reticulation	13.0% - 20.0%
Sports Facilities	10%- 20%	Park Structures	5.0% - 10.0%
Picnic Facilities	10%	Pathways	5.0% - 10.0%
Park Benches	8%	Lighting	13.0%
Fencing	5% - 10%	Oval Development	Nil

Engineering

Roads/Traffic Management	2% - 5%	Beach Access Ways	2.5% - 10%
Drainage	1.25%	Hard Court Surfaces	2.5% - 20%
Car Parking	2.5%	Bus Shelters	2.0%
Public Access Ways	2.5% - 4%	Underpasses/Bridges	1.0% - 10%
Footpaths/Bicycle Facilities	2.0% - 4%	Joondalup City Lighting	2.0% - 16%
Robertson Road Cycleway	2.5% - 16%	Ocean Reef Boat Harbour	2.0% - 4%

Certain infrastructure assets comprise various components with each component depreciated separately.

b) Rates

The rating and reporting periods coincide. All rates levied for the year are recognised as revenues. All outstanding rates are fully collectable and therefore no provision has been made for doubtful debts. In accordance with the Rates and Charges (Rates and Deferrals) Act 1992, the City offers eligible pensioners and seniors the option to defer the payment of rates or to obtain a rebate from the Western Australian state government.

c) Grants, Donations and Other Contributions

All grants, donations and other contributions have been recognised as revenues when the City obtains control over the assets comprising the contribution. Expenditure of those monies has been made or in the case of unexpended monies at balance date will be made in the manner specified under the conditions upon which the City received those monies.

d) Investments

Investments in managed funds are marked to market at the reporting date and interest on money market investments is recognised as revenue when accrued.

e) Employee Entitlements

Provision is made for benefits accruing to employees in respect of annual leave and long service leave when it is probable that settlement will be required, and are capable of being measured reliably.

Provisions made in respect of annual leave and long service leave, to be settled within twelve months, are measured at their nominal values.

Provisions made in respect of long service leave which are not expected to be settled within 12 months are measured at their present value of the estimated future cash outflows to be made by the City in respect of services provided by employees up to the reporting date.

f) Superannuation Fund

The City contributes to the Local Government Superannuation Plan with contributions to the fund made by employees. The expense relating to those contributions has been included in the operating statement.

g) Land Held for Resale

Land purchased for development and/or resale is valued at cost. Cost includes the cost of acquisition, development and interest incurred on financing of the land during its development. Interest and other holding charges incurred after development is complete are recognised immediately as expenses. Revenue arising from the sale of property (if applicable) is recognised in the operating statement at the time of signing a binding contract of sale.

h) Works in Progress

Major buildings, parks and infrastructure assets that have not been completed at 30 June have been recorded as works in progress.

i) Crown Land

Crown land set aside as a public road reserve or other public thoroughfare or under the control of a Council under Section 3.53 of the Local Government Act 1995 or vested Crown land under the control of a local government by virtue of the operation of the Land Act or the Town Planning and Development Act has not been brought to account as an asset of the City. This is in accordance with the provisions of AAS27. Improvements or structures placed upon such land have been accounted for as assets of the City.

j) Accounts Payable

Trade payables and other accounts payable are recognised when the City becomes liable to make future payments resulting from the purchase of goods and services.

k) Receivables

Trade receivables and other receivables are recorded at amounts due less any provision for doubtful debts.

l) Goods and Services Tax

Revenues, expenses and assets are recognised net of the amount of goods and services tax (GST) and the net amount of GST recoverable from, or payable to, the Australian Taxation Office is included as part of current assets and current liabilities.

m) Acquisition of Assets

Assets acquired during the year are recorded at the cost of acquisition, being the purchase consideration determined as at the date of acquisition plus costs incidental to the acquisition.

In the event that settlement of all or part of the cash consideration given in the acquisition of an asset is deferred, the fair value of the purchase consideration is determined by discounting the amounts payable in the future to their present value as at the date of acquisition.

n) Inventories

Inventories are valued at cost.

o) Revaluation of Non Current Assets

The Australian Accounting Standard 38 Revaluation of Non-Current Assets was introduced for reporting periods commencing on or after 1 July 2000. This accounting standard requires the City to elect the method of valuing classes of non current assets for the year ending 30 June 2001 and onwards. The City has elected to continue to value its non current assets on a cost basis.

p) Rounding off

All figures shown in these annual financial statements other than a rate-in-the-dollar, are rounded to the nearest dollar.

4. Programme Activities

Operating statements have been provided by programme and by nature, the latter being included in the notes to the accounts. Broad definitions of each programme are as follows:

General Purpose Funding

Rates income and expenditure, Grants Commission and pensioner deferred rates interest.

Governance

Governance relates to elected members costs only. All other governance related activities in areas such as Council Support, Administration, Finance and Information Management have been allocated down to the programmes that these costs support.

Law, Order and Public Safety

Supervision of various local laws, security, fire prevention and animal control.

Health

Prevention and treatment of human illnesses, including inspection of premises/food control, immunisation and child health services.

Education and Welfare

Provision, management and support services for families, children and the aged and disabled within the community, including pre-school playgroups, day and after school care, assistance to schools and senior citizens support groups. Provision of aged persons units and resident funded units.

Housing

Provision of housing and leased accommodation where council acts as landlord.

Community Amenities

Town planning and development, rubbish collection services, stormwater drainage, the provision of public conveniences, bus shelters, roadside furniture and litter control.

Recreation & Culture

Provision of facilities and support for organisations concerned with leisure time activities and sport, support for the performing and creative arts. This includes maintenance of halls, aquatic centres, recreation and community centres, parks, gardens, sports grounds and the operation of libraries.

Transport

Construction, maintenance and cleaning of streets, roads, bridges, drainage works, footpaths, parking facilities, traffic signs and the City depot, including development, plant purchase and maintenance.

Economic Services

Rural services and pest control and the implementation of building controls.

Other Property & Services

Private works, public works overheads, council plant operations, materials and salaries and wages. With the exception of private works, the above activities listed are mainly summaries of costs that are allocated to all works and services undertaken by the council.

5. Operating Revenues and Expenses Classified According to Nature

	Notes	Budget 2005/06 \$	Actual 2005/06 \$	Budget 2006/07 \$
<u>Revenues</u>				
Rates		48,494,368	48,693,901	51,717,378
Rates-Specified Area		116,592	119,156	132,317
Government Grants & Subsidies		9,024,744	7,964,604	9,978,916
Contributions, Reimbursements and Donations	8	8,475,736	9,176,826	6,893,369
Profit on Asset Disposal	9	74,596	12,848	52,674
Fees & Charges	7	16,080,136	15,104,474	17,708,496
Interest Earnings	12	2,248,000	3,451,406	1,800,000
Revenue from Other Councils		126,000	181,241	131,000
Total Operating Revenues		84,640,172	84,704,456	88,414,150
<u>Expenses</u>				
Employee Costs		30,632,012	28,118,566	33,222,225
Materials & Contracts		26,276,470	25,511,955	27,705,835
Utilities		3,164,388	3,048,747	3,329,213
Depreciation of Assets	10	15,030,810	14,882,273	15,738,343
Loss on Disposal	9	260,485	87,371	273,800
Insurance Expenses		939,272	933,020	988,771
Interest Expense		218,444	180,794	205,717
Other Expenses		45,000	53,978	55,000
Total Operating Expenses		76,566,881	72,816,704	81,518,904
Change in Net Assets From Operations		8,073,291	11,887,752	6,895,246

6. Rating and Valuations

Gross Rental Values	2005/06 Budget \$	2005/06 Actual \$	2006/07 Budget \$
Residential Improved	552,458,800	552,458,800	556,245,364
Residential Not Improved	18,272,521	18,272,521	21,213,112
Commercial Improved	116,129,449	116,129,449	117,071,408
Commercial Not Improved	519,450	519,450	629,500
Industrial	10,972,470	10,972,470	11,087,969
Total	698,352,690	698,352,690	706,247,353

Unimproved Values			
Residential	55,320,011	55,320,011	71,420,089
Rural	466,000	466,000	840,000
Total	55,786,011	55,786,011	72,260,089

Minimum payments

A general minimum payment of \$531 (2005/06 \$505) is applied to all rateable properties.

Concessions, waivers

No concessions are provided for in this financial year.

Rates Early Payment Discount and Incentive Scheme.

Council, in accordance with the provisions of Section 6.46 of the Local Government Act 1995, offers the following early rate payment discount and incentives:-

On full payment of all current and arrears of rates, (including specified area rates), emergency services levy, domestic refuse charge and private swimming pool inspection fee (inclusive of GST) and security charge **within 28 days** of the issue date of the annual rate notice, Council offers the followings

2.5% discount on **2006/07 general rates only**; and eligibility to enter the early payment incentive draw, which includes a range of prizes sponsored by a number of organisations at no cost to the City.

The prize winners will be chosen by a computerised random selection process, the integrity of which has been authenticated by Council's auditor. The winners will be invited to attend a prize draw function during which the prizes will be allocated in a secondary draw process.

Rates Payment Options

The City in accordance with the provisions of section 6.45 of the Local Government Act 1995 offers the following payment options for the payment of rates (including specified area rates), emergency services levy, domestic refuse charges, private swimming pool inspection fees (inclusive of GST): -

- **One Instalment**

Payment in full (including all arrears) within 28 days of the issue date of the annual rate notice and be eligible for a 2.5% discount on current general rates only and eligibility to enter the rate incentive scheme for prizes.

Payment in full within 35 days of the issue date of the annual rate notice due on **8 September 2006**

- **Two Instalments**

The first instalment of 50% of the total current rates (including specified area rates), emergency services levy, domestic refuse charge, private swimming pool inspection fees (inclusive of GST), instalment charge, plus the total outstanding arrears payable within 35 days of the issue date of the annual rate notice and due on **8 September 2006**

The second instalment of 50% of the total of the current rates, emergency services levy, domestic refuse charge, private swimming pool inspection fees (inclusive of GST) and instalment charge, payable 63 days after due date of first instalment due on **10 November 2006**

- **Four Instalments**

The first instalment of 25% of the total current rates (including specified area rates), emergency services levy, domestic refuse charge, private swimming pool inspection fee (inclusive of GST), instalment charge plus the total outstanding arrears payable within 35 days of the issue date of the annual rate notice **8 September 2006**.

The second, third and fourth instalments, each of 25% of the total current rates (including specified area rates), emergency services levy, domestic refuse charge, private swimming pool inspection fees (inclusive of GST), and instalment charge payable as follows:

- 2nd instalment – 63 days after due date of 1st instalment on **10 November 2006**
- 3rd instalment – 63 days after due date of 2nd instalment on **12 January 2007**
- 4th instalment – 63 days after due date of 3rd instalment on **16 March 2007**

Instalment Charges and calculation of Interest

The instalment options are subject to an administration fee of \$9.00 (2005/06 \$8.00) for each of the two, three and four instalments, together with an interest charge at 5.5% per annum based on simple interest calculated on the unpaid balance as follows

- **Two Instalments:**

50% of the total current general rate (including specified area rates), emergency services levy, domestic refuse charge and private swimming pool inspection fees (inclusive of GST) calculated from the due date of the first instalment for 63 days until the due date of the second and final instalment.

- **Four Instalments**

An administration fee of \$9.00 for each of instalment two, three and four, together with an interest charge at 5.5% per annum based on simple interest calculated on the unpaid balance as follows

75% of the total current general rate (including specified area rate), emergency services levy, domestic refuse charge and private swimming pool inspection fees (inclusive of GST) calculated from the due date of the first instalment for 63 days until the due date of the second instalment.

50% of the total current general rate (including specified area rate), emergency services levy, domestic refuse charge and private swimming pool inspection fees (inclusive of GST) calculated from the due date of the second instalment to the due date of the third instalment; and

25% of the total current general rate (including specified area rate), emergency services levy, domestic refuse charge and private swimming pool inspection fees (inclusive of GST) calculated from the due date of the third instalment to the due date of the fourth instalment.

Special Payment Arrangements

Special monthly or fortnightly payment arrangements can be made with the City for those ratepayers who may be unable to pay in full or according to the instalment plans offered. An administration fee of \$30.00 is charged on each payment arrangement and compensating penalty interest of 11.00% pa is applied to the outstanding balance effective from

9 September 2006 until the account is paid in full.

Late Payment Interest

The Council, in accordance with the provisions of Section 6.13 and Section 6.51 of the Local Government Act 1995 imposes interest on all current and arrears general rates (including specified area rate), current and arrears domestic refuse charges, current and arrears of private swimming pool inspection fees (including GST) and arrears of security charges at a rate of 11.00% per annum based on simple interest, calculated on arrears amounts that remain unpaid and current amounts that remain unpaid after 35 days from the issue date of the original rate notice, or the due date of the instalment as the case may be and continues until the outstanding amount payable is fully paid. Calculated interest is charged monthly in arrear.

Deferred rates, instalment current amounts not due under the two or four-payment option, registered pensioner portions and current government pensioner rebate amounts are excluded from penalty interest calculation.

The **2006/07** Budget includes an amount of \$305,758 to be generated from interest charged on outstanding rates. The City made provision for expenditure of \$10,000 in relation to writing off late payment interest in cases of hardship in accordance with City policy 8.8.

Emergency Services Levy Interest Charge

In accordance with the provisions of Section 36S of the Fire and Emergency Services Legislation (Emergency Services Levy) Amendment Act 2002, IMPOSES interest on all current and arrears amounts of emergency services levy at a rate of 11.00% per annum, calculated on a simple interest basis and charged monthly on amounts which remain unpaid after 35 days from the issue date of the original rate notice, or the due date of an instalment and continues until the instalment is paid. Excluded are instalment current amounts not yet due under the two or four-payment option, registered pensioner portions and current government pensioner rebate amounts.

Emergency Services Remittance Option B

The City has elected to remit the **2006/07** Emergency Services Levy to the Fire and Emergency Services Legislation under Option B. Under Option B the City of Joondalup will collect the 2006/07 Emergency Services Levy debt estimated at \$9.7m. The City is required to remit 30% of the ESL levy collected to FESA quarterly in September, December and March with the last 10% payment made in June 2007.

The City invests the ESL levy received as part of its municipal funds investments and the expected interest earning on this investment forms part of the budgeted interest income reported in the Operating Statement and gets reflected in the budgeted cash inflow reported in the 2006/2007 Cash Flow Statement

Domestic Refuse Charges

Council, BY AN ABSOLUTE MAJORITY in accordance with Part IV of the Health Act 1911 (as amended) imposes the following domestic refuse charges for the **2006/07** financial year, which include a charge for a recycling service to be provided to all ratepayers in the second half of the budget year.

- \$185.00 per existing unit serviced (2005/06 - \$155.00),
- Additional bin collection service \$203.50 (inclusive of GST), (2005/06 - \$170.50)
- Collection from within the property boundary \$48.40 (inclusive of GST), (2005/06 - \$46.20)
- New refuse service – cost of bin and delivery \$44.00 (inclusive of GST), (2005/06 - \$40.60)

Private Swimming Pool Inspection Fee

Council, in accordance with the provisions of Section 245A(8) of the Local Government (Miscellaneous Provisions) Act 1960 imposes for the **2006/07** financial year, a private swimming pool inspection fee of \$13.75 (inclusive of GST) on those properties owning a private swimming pool.

Specified Area Rating

Council, in accordance with the provisions of Section 6.32 and 6.37 of the Local Government Act 1995 imposes for the **2006/07** financial year, a specified area rate of 0.665841cents in the dollar (based on the gross rental value of each property) for the area of Harbour Rise for the purposes of maintaining enhanced landscaping services which will be applied during 2006/07.

Council, in accordance with the provisions of Section 6.32 and 6.37 of the Local Government Act 1995 imposes for the **2006/07** financial year, a specified area rate of 0.24576 cents in the dollar (based on the gross rental value of each property) for the area of Iluka for the purposes of maintaining enhanced landscaping services which will be applied during 2006/07.

Council, in accordance with the provisions of Section 6.32 and 6.37 of the Local Government Act 1995 imposes for the **2006/07** financial year, a specified area rate of 1.38684 cents in the dollar (based on the gross rental value of each property) for the area of Woodvale Waters for the purposes of maintaining enhanced landscaping services which will be applied during 2006/07.

Emergency Services Levy

In accordance with the provisions of Sections 36B and 36L of the Fire and Emergency Services Legislation (Emergency Services Levy) Amendment Act 2002, IMPOSE the 2006/07 Emergency Services Levy Rates with Minimum and Maximum Payments on Residential, Vacant Land, Commercial, Industrial and Miscellaneous lots as follows:

ESL Category	ESL Rate (Cents per \$ GRV)	Minimum and maximum ESL CHARGES BY PROPERTY USE			
		Residential and Vacant Land		Commercial, Industrial and Miscellaneous	
		Minimum	Maximum	Minimum	Maximum
1	1.46	\$35	\$195	\$35	\$110,000

Schedule of valuations and rate revenue

The schedule of valuations and rate revenue is shown on the “2006/07 Statement of Rating Information” (Attachment 4).

7. Fees and Charges

The City does not impose a Service Charge as defined under section 6.38 of the Local Government Act 1995 and prescribed under section 54 of the Local Government (Financial Management) Regulations 1996 as amended.

An estimate of the fees and charges expected to be received during the budget year is shown on the following tables

The Schedule of Fees and Charges is provided separately in (Attachment 9)

Classified by Nature	Budget 2006/07
	\$
Rubbish Collection Fees	10,100,400
User Entry Fees	995,225
Building Licence Fees	950,000
Membership Fees	881,258
Rates Administration & Instalment Charges	656,379
Planning and Development Fees	447,296
Learn to Swim Program Fees	445,812
Court Sport Revenue	433,409
Equipment and Facilities Hire	413,789
Land Purchase Enquiries Fees	300,152
Inspection Fees	276,000
Property Rental	270,000
Term Programme Activities Fees	231,760
Dog Registration Fees	210,000
Promotional and Other Sales	151,131
ESL Administration Fees	140,000
Parking Fees and Infringements	135,000
Eating House Licence Fees	102,000
Library Fines	98,000
Personal Training Fees	93,925
Other Miscellaneous Charges	376,960
Total	<u>17,708,496</u>
Classified by Programme	
General Purpose Funding	656,379
Law, Order & Public Safety	466,982
Health	236,410
Education & Welfare	312,697
Community Amenities	10,758,020
Recreation & Culture	3,677,104
Transport	169,203
Economic Services	1,313,069
Other Property and Services	118,632
Total	<u>17,708,496</u>

8. Contributions/Reimbursements

Council receives infrastructure assets including parks, roads and drainage from developers. The timing and value of the assets are not accurately known and are estimated in the budget year 2006/2007 at \$6,025,000, details of which are as follows

	Budget 2005/06 \$	Actual 2005/06 \$	Budget 2006/07 \$
Operating - Contributions, Reimbursements and Donations	798,736	786,647	868,369
Non Operating - Contributions, Reimbursements and Donations:			
Contributions, Reimbursements and Donations	3,927,000	4,640,179	-
Contributions from Developers for Infrastructure Assets - Parks	105,000	105,000	1,000,000
Contributions from Developers for Infrastructure Assets – Roads, Drainage, Footpaths and Lighting	3,470,000	3,470,000	5,025,000
Contributions from Developers for Infrastructure Assets - Buildings	175,000	175,000	-
Total – Non Operating Contributions, Reimbursements and Donations:	8,263,236	8,390,179	6,025,000
Total - Contributions, Reimbursements and Donations:	8,475,736	9,176,826	6,893,369

9. Disposal of Assets

The **2006/07** Budget provides for the disposal of the following council assets (shown at estimated written down value):

	Budget 2006/07 \$
Schedule of disposals by natural classification	
Heavy Vehicles	388,312
Light Vehicles	971,329
Plant	144,086
	1,503,727

**Budget
2006/07
\$**

Profit/(Loss) on the disposal of assets by program

	-
General Purpose Funding	-
Governance	-
Law, Order & Public Safety	-
Health	-
Education & Welfare	-
Community Amenities	-
Recreation & Culture	(217,641)
Transport	-
Economic Services	(3,486)
Other Property and Services	
	(221,127)

a) Profit/(Loss) on the disposal of assets by class of asset

Classification	Trade / Selling Price \$	Written Down Value \$	Net Profit \$	(Loss) \$
Heavy Vehicles	345,000	388,312	11,991	(55,303)
Light Vehicles	797,000	971,329	0	(174,329)
Plant	140,600	144,086	40,683	(44,169)
Total	1,282,600	1,503,727	52,674	(273,801)

10. Depreciation

**Budget
2006/07
\$**

Depreciation by natural Classification

	1,717,331
Buildings	365,744
Computer & Communications Equipment	78,436
Furniture & Equipment	155,580
Heavy Vehicles	315,333
Light Vehicles	319,064
Mobile Plant	271,855
Plant & Equipment	2,300,000
Reserves Infrastructure	6,800,000
Roads Infrastructure	430,000
Footpaths Infrastructure	2,240,000
Drainage Infrastructure	320,000
Car Parking Infrastructure	425,000
Other Engineering Infrastructure	
	15,738,343

	Budget 2006/07 \$
Depreciation by Programme	
Governance	20,331
Law, Order & Public Safety	33,341
Health	7,553
Education & Welfare	27,485
Community Amenities	707,704
Recreation & Culture	3,334,345
Transport	11,166,517
Economic Services	3,611
Other Property and Services	437,456
	<hr/>
	<u>15,738,343</u>

11. Members' Fees and Allowances

The following allowances, fees and expenses are paid to the Mayor and Elected Members in accordance with sections 5.98 and 5.99 of the Local Government Act 1995, Regulations 33 and 34 of the Local Government (Administration) Regulations 1996 and Council policy 8-2.

Mayor

Mayoral Allowance	60,000	
Mayoral Meeting Fee	14,000	
Telecommunications Allowance	2,400	
Information Technology Allowance	1,000	77,400

Deputy Mayor

Deputy Mayoral Allowance	15,000	
Deputy Mayoral Meeting Fee	7,000	
Telecommunications Allowance	2,400	
Information Technology Allowance	1,000	25,400

Elected Members

Meeting Fees	77,000	
Telecommunications Allowance	26,400	
Information Technology Allowance	11,000	114,400

Other Elected Members' Expenses

Conferences and Training Expenses	85,000	
Reimbursement for Travel and Child Care	30,000	
Reimbursement for other Specified Expenses	8,500	123,500

Total Elected Members Expense	<u>340,700</u>
--------------------------------------	-----------------------

12. Interest Earnings

The 2006/07 annual budget provides for \$1,800,000 to be generated from the investment of Council's funds. Interest earnings relating to each specific reserve account are shown in the schedule of reserves. It is estimated that interest earnings from Council funds will be allocated as follows

	Actual 2005/06 \$	Budget 2006/07 \$
General Municipal Funds	2,951,406	691,213
Reserve Funds	500,000	1,108,787
Total interest	3,451,406	1,800,000

13. Cash Backed Reserves**Asset Replacement Reserve**

Created in 1986/87 to assist with financing various essential assets including a works depot. Transfers from accumulated surplus include interest.

Transfers from accumulated surplus of \$490,644 represent interest.

Transfers to accumulated surplus represents funding to undertake the construction of the Work Depot of \$4,000,000 and at the acquisition and development of Lot 6 Lawley crt \$2,700,000 for parking purpose.

	Actual 30-Jun-06 \$	Budget 2006/07 \$
Opening Balance	7,388,412	11,282,084
Transfer from Accumulated Surplus	3,948,098	490,644
Transfer to Accumulated Surplus	54,426	6,700,000
Closing Balance	11,282,084	5,072,728

Cash in Lieu of Parking Reserve (Restricted)

Created in 1993/94 by the former City of Wanneroo as a consequence of AAS 27 with funds previously held in Trust Fund. Represents funds received from developers in lieu of providing car parking.

Funds transferred from the reserve will be utilised to fund future car parking requirements.

Transfer from accumulated surplus of \$22,106 represents interest.

	Actual 30-Jun-06 \$	Budget 2006/07 \$
Opening Balance	357,381	357,381
Transfer from Accumulated Surplus	-	22,106
Closing Balance	357,381	379,487

Cash in Lieu of Public Open Space Reserve (Restricted)

Created in 1993/94 by the former City of Wanneroo as a consequence of AAS 27 with funds previously held in Trust Fund. Represents funds received from developers in lieu of providing public open space.

Funds transferred from the reserve will be utilised to fund future public open space requirements.

Transfer from accumulated surplus of \$72,667 represents interest.

	Actual 30 June 06 \$	Budget 2006/07 \$
Opening Balance	1,158,044	1,174,789
Transfer from Accumulated Surplus	16,745	72,667
Closing Balance	1,174,789	1,247,456

Community Facilities Reserve

Created in 2005/06 for the purpose of funding the construction, development and maintenance of community facilities in the suburb of Kingsley.

The reserve was established with funds previously carried in respect of the construction of the Currambine Community Facility.

Transfer from accumulated surplus of \$21,278 represents interest.

	Actual 30 June 06 \$	Budget 2006/07 \$
Opening Balance	344,000	344,000
Transfer from Accumulated Surplus	-	21,278
Transfer to Accumulated Surplus	-	-
Closing Balance	344,000	365,278

Community Facilities Reserve – Kingsley

Created in 2005/06 for the purpose of funding the construction, development and maintenance of community facilities in the suburb of Kingsley

The reserve was established with funds realised from the disposal of land known as Yagan pre-school, which was located in Poimena News, Kingsley

Transfer from accumulated surplus of \$16,982 represents interest.

	Actual 30 June 06 \$	Budget 2006/07 \$
Opening Balance	-	274,545
Transfer from Accumulated Surplus	274,545	16,982
Transfer to Accumulated Surplus	-	-
Closing Balance	274,545	291,527

Domestic Cart - Refuse Collection Reserve

Created in 1990/91 by the former City of Wanneroo to provide for additional plant and equipment used specifically for the provision of the domestic cart refuse collection service.

An amount of \$1,495,701 has been transferred to Accumulated Surplus to implement the Waste Management Strategy and introduce a universal recycling service for all residents.

	Actual 30 June 06 \$	Budget 2006/07 \$
Opening Balance	1,495,701	1,495,701
Transfer from Accumulated Surplus	-	-
Transfer to Accumulated Surplus	-	1,495,701
Closing Balance	1,495,701	-

Heavy Vehicles Replacement Reserve

Created in 1996/97 by the former City of Wanneroo to provide for the replacement of Council's fleet of vehicles.

This reserve is maintained by an annual allocation from operating surplus and used to fund the replacement of heavy vehicles when due under the City's replacement program.

Transfer from accumulated surplus of \$49,095 represents interest.

	Actual 30 June 06 \$	Budget 2006/07 \$
Opening Balance	738,916	793,706
Transfer from Accumulated Surplus	100,456	49,095
Transfer to Accumulated Surplus	45,666	-
Closing Balance	793,706	842,801

Hodges Drive Drainage Reserve (Restricted)

Created in 1988/89 by the former City of Wanneroo to finance the provision of drainage at Hodges Drive.

Maintained by equal annual allocations from the municipal fund over the years 1989/90 to 1994/95. The reserve was fully utilised in 2005/06.

	Actual 30 June 06 \$	Budget 2006/07 \$
Opening Balance	158,759	-
Transfer to Accumulated Surplus	158,759	-
Closing Balance	-	-

Joondalup City Centre Public Parking Reserve (Restricted)

Created in 1995/96 by the former City of Wanneroo to accumulate funds received from developers within the Joondalup central business district in lieu of providing car parking and will be utilised to fund future car parking requirements.

Funds transferred from the reserve are to undertake car park works during the year.

Transfer from accumulated surplus of \$20,686 represents interest.

	Actual 30 June 06 \$	Budget 2006/07 \$
Opening Balance	237,222	334,422
Transfer from Accumulated Surplus	97,200	20,686
Closing Balance	334,422	355,108

Joondalup Normalisation Agreement Reserve

Created in 2004/05 to undertake works not completed by Landcorp.

	Actual 30 June 06 \$	Budget 2006/07 \$
Opening Balance	-	-
Transfer from Accumulated Surplus	3,448,098	-
Transfer to Accumulated Surplus	3,448,098	-
Closing Balance	-	-

Leisure Centres Capital Replacement Reserve

Created in 2001/02 with the outsourcing of the Craigie leisure centre, Ocean Ridge recreation centre and Sorrento/Duncraig recreation centre to the RANS Management Group to undertake future refurbishment works.

Transfers from accumulated surplus of \$470,602 consist of a State Government Grant of \$450,000 to fund the geothermal bore and interest of \$20,602.

Transfer to the accumulated surplus of \$190,000 is to undertake work associated with the upgrade of facilities at the Craigie Leisure Centre.

	Actual 30 June 06 \$	Budget 2006/07 \$
Opening Balance	3,960,208	203,067
Transfer from Accumulated Surplus	-	470,602
Transfer to Accumulated Surplus	3,757,141	190,000
Closing Balance	203,067	483,669

Library Literacy Program Reserve

Created in 2003/04 with proceeds from the sale of donated and surplus library books with such funds to be used for the development of literacy programs to be held at the City's libraries in future years.

Transfer from accumulated surplus includes funds from the sale of donated and surplus library books. The transfer from accumulated surplus of \$272 represents interest.

	Actual 30 June 06 \$	Budget 2006/07 \$
Opening Balance	17,601	4,401
Transfer from Accumulated Surplus	-	272
Transfer to Accumulated Surplus	13,200	-
Closing Balance	4,401	4,673

Light Vehicles Replacement Reserve

Created in 1996/97 by the former City of Wanneroo to provide for the replacement of Council's fleet of light vehicles.

This reserve is maintained by an annual allocation from operating surplus and used to fund the replacement of light vehicles when due under the City's replacement program.

Transfer from accumulated surplus of \$21,518 represents interest.

	Actual 30 June 06 \$	Budget 2006/07 \$
Opening Balance	548,229	347,868
Transfer from Accumulated Surplus	501,139	21,518
Transfer to Accumulated Surplus	701,500	-
Closing Balance	347,868	369,386

Ocean Reef Boat Launching Facility Reserve (Restricted)

Created in 1998/99 for the purpose of planning, developing and managing the Ocean Reef boat launching facility precinct, generally comprising the launching facility and the adjacent foreshore lands.

Transfer to accumulated surplus of \$155,991 is to partially fund the concept plan for the Ocean Reef launching Facility project.

	Actual 30 June 06 \$	Budget 2006/07 \$
Opening Balance	155,991	155,991
Transfer from Accumulated Surplus	-	-
Transfer to Accumulated Surplus	-	155,991
Closing Balance	155,991	-

Cultural Facility Reserve

Created in 2000/2001 to assist with the design and development of a regional performing arts facility in the Joondalup city centre. The reserve was renamed in 2005/06 to more appropriately reflect the intent of this project for a multi-purpose cultural facility.

Transfer from accumulated surplus of \$63,882 represents interest.

Transfer to accumulated surplus of \$535,500 is to complete the purchase of the land plus \$60,000 for feasibility study to assess the project.

	Actual 30 June 06 \$	Budget 2006/07 \$
Opening Balance	1,748,709	1,330,507
Transfer from Accumulated Surplus	-	63,882
Transfer to Accumulated Surplus	418,202	595,500
Closing Balance	1,330,507	798,889

Plant Replacement Reserve

Created in 1996/97 to assist with financing of Council's plant and equipment.

This reserve is maintained by an annual allocation from operating surplus and used to fund the replacement of plant when due under the City's replacement program.

Transfer from accumulated surplus of \$57,651 represents interest.

	Actual 30 June 06 \$	Budget 2006/07 \$
Opening Balance	999,794	932,028
Transfer from Accumulated Surplus	304,767	57,651
Transfer to Accumulated Surplus	372,533	-
Closing Balance	932,028	989,679

Rate Revaluation Reserve

Created in 2003/04 to assist with financing the costs associated with the triennial general property revaluation undertaken by the Valuer General.

Transfers from accumulated surplus of \$158,454 represents an amount of \$145,000 to fund future revaluations and \$13,454 represents interest.

	Actual 30 June 06 \$	Budget 2006/07 \$
Opening Balance	130,000	145,000
Transfer from Accumulated Surplus	210,000	158,454
Transfer to Accumulated Surplus	195,000	-
Closing Balance	145,000	303,454

Section 20A Land Reserve (Restricted)

Created in 1993/94 by the former City of Wanneroo to comply with the Department of Land Administration guidelines on the sale of unwanted Section 20A "Public Recreation" reserve land that requires that the proceeds be applied to capital improvements on other recreation reserves in the general locality.

Transfer from accumulated surplus of \$1,967 represents interest.

	Actual 30 June 06 \$	Budget 2006/07 \$
Opening Balance	31,792	31,792
Transfer from Accumulated Surplus	-	1,967
Transfer to Accumulated Surplus	-	-
Closing Balance	31,792	33,759

Sorrento Beach Foreshore Enhancement Reserve

Created in 2004/05 for the purpose of completing works relating to the Sorrento Beach Foreshore Enhancement corporate project. This project was completed in 2005/06.

	Actual 30 June 06 \$	Budget 2006/07 \$
Opening Balance	828,295	-
Transfer from Accumulated Surplus	-	-
Transfer to Accumulated Surplus	828,295	-
Closing Balance	-	-

Specified Area Rating – Harbour Rise Reserve

The reserve was created to hold unspent funds levied for the purpose of undertaking enhanced landscaping services in the Harbour Rise specified area.

Transfers are to fund works undertaken in the specified area Harbour Rise.

	Actual 30 June 06 \$	Budget 2006/07 \$
Opening Balance	13,051	-
Transfer from Accumulated Surplus	-	-
Transfer to Accumulated Surplus	13,051	-
Closing Balance	-	-

Specified Area Rating – Iluka Reserve

The reserve was created to hold unspent funds levied for the purpose of undertaking enhanced landscaping services in the Iluka specified area.

Transfers are to fund works undertaken in the specified area Iluka.

	Actual 30 June 06 \$	Budget 2006/07 \$
Opening Balance	113,479	-
Transfer from Accumulated Surplus	-	-
Transfer to Accumulated Surplus	113,479	-
Closing Balance	-	-

Strategic Asset Management Reserve

Created in 2004/05 for the purposes of funding the maintenance, refurbishment, replacement and disposal of assets in the most effective manner, at the required level of service for future and present requirements.

Transfers from accumulated surplus of \$4,121,515 consist of operating surplus of \$3,900,000 and interest of \$221,515.

	Actual 30 June 06 \$	Budget 2006/07 \$
Opening Balance	1,192,594	1,631,158
Transfer from Accumulated Surplus	438,564	4,121,515
Transfer to Accumulated Surplus	-	-
Closing Balance	1,631,158	5,752,673

Town Planning Scheme No 10 (Revoked) Reserve - (Restricted)

Created in 1993/94 by the former City of Wanneroo as a consequence of AAS 27 with funds previously held in Trust Fund. Represents residual funds from Town Planning Scheme No 10 (Revoked) and will be utilised on the provision of facilities generally within or in close proximity of the scheme area. This money can only be spent in the Town Planning Scheme No 10 area (Kingsley) or repaid to the payee.

Transfer to accumulated surplus of \$13,695 represents interest.

	Actual 30 June 06 \$	Budget 2006/07 \$
Opening Balance	430,076	221,398
Transfer from Accumulated Surplus	-	13,695
Transfer to Accumulated Surplus	208,678	-
Closing Balance	221,398	235,093

Wanneroo Bicentennial Trust Reserve (Restricted)

Created in 1993/94 by the former City of Wanneroo as a consequence of AAS 27 with funds previously held in Trust Fund. The Trust was established in 1988 to perpetuate the spirit of Australia's bicentennial celebrations by serving as a source of encouragement of residents of the community who would not otherwise have the resources to progress in their chosen field of endeavour. The award of a grant by the Trust assisted these people in realising their goals and developing their talents to the benefit of the community. The Trust was administered by a Board of Trustees, and supported by staff of the City.

The Trust was dissolved during 2000/01. The final distribution is still to occur and is expected to be to the Carine Rotary Club for its Dolphin Wishing Well project.

Transfer from accumulated surplus of \$773 represents interest.

	Actual 30 June 06 \$	Budget 2006/07 \$
Opening Balance	12,500	12,500
Transfer from Accumulated Surplus	-	773
Transfer to Accumulated Surplus	-	-
Closing Balance	12,500	13,273

14. Capital Expenditure

Classified by Nature	Budget 2006/07 \$
Land	3,235,500
Buildings	4,459,500
Roads	10,991,829
Drainage	604,960
Footpath	450,500
Reserves	1,228,120
Vehicles	3,227,600
Plant	3,320,545
Information Technology	1,386,417
Furniture and Equipment	826,151
Others	3,665,392
Total	33,396,514
Classified by Programme	
Governance	200,000
Law, Order & Public Safety	231,593
Health	35,265
Education & Welfare	12,720
Community Amenities	4,201,290
Recreation & Culture	4,717,646
Transport	15,926,014
Economic Services	1,291,920
Other Property and Services	6,780,066
Total	33,396,514

15. Loan Facilities**a) Prior year borrowings**

The balance of the City's outstanding loans as at 30 June 2007 will be as follows:

	Actual 2005/2006	Budget 2006/2007
	\$	\$
Opening Balance	3,000,000	3,671,507
Add New Loans	900,000	
Less Repayments of Principal	-228,493	-310,205
Closing Balance	3,671,507	3,361,302

The total interest payable on the above borrowings for the year ending 30 June 2007 will be \$205,717

b) Credit Standby Arrangements

An overdraft facility of \$500,000 was established in July 1999 to meet short-term cash shortage. The overdraft was not utilised at 30 June 2006.

c) Current year borrowings

No borrowing is projected in the 2006/07 financial year.

16. Major Land Transactions

The City expects to finalise the acquisition of the culture facility site, which is to be funded from a particular reserve set aside for the purpose. The City has also budgeted to acquire and develop Lot 6 Lawley Crt.as an at grade carpark At an estimated cost of \$2.7m to support parking facilities within the City Centre.

17. Determination of Opening Funds

	Estimate at 30-Jun-06
Current Assets	
Rates and Sundry Debtors	1,080,726
Private Swimming Pools Fees	4,008
Domestic Refuse Charge	249,352
Accrued Income	82,443
Cash Advances	29,364
Cash at Bank and Investments	48,553,800
Goods and Services Tax	595,908
Prepayments	28,315
Pensioner Rates Deferred	-1,000,481
Less Provision for Sundry Debtors	-2,563
Total Current Assets	49,620,872
Current Liabilities	
Trade Creditors	3,993,825
Sundry Creditors	1,347,034
Accrued Expenses	4,561,641
Income in Advance	203,535
Goods and Services Tax	52,175
Provision for Annual Leave	2,425,876
Provision for Long Service Leave	2,671,233
Provision for Purchased Leave	665
Provision for Workers Compensation Insurance	1,210,148
Total Current Liabilities	16,466,132
Net Current Assets	33,154,740
Less:	
Cash Backed Reserves	21,074,898
 Surplus Carried Forward at 30 June 2006	 12,079,842
Made-up of:	
Carried Forward Capital Programme	4,052,966
Carried Forward Capital Grants	2,832,101
Carried Forward Surplus	5,194,775
	12,079,842

CAPITAL EXPENDITURE 2006/2007										
'Type'	'Unit'	'PPS Num'	'Title'	'Muni'	'Reserve'	Funding Source				'Total'
						'Gov Grants'	'Contrib'	C/F Grants	C/FMuni	
Audit & Executive Services										
'CAPI'	12	F657	Ocean Reef Development' (Project No. 1012)	150,000	155,991	700,000	0		167,401	1,173,392
'CAPI'	12	M051	Works Depot (Project No. 4102)	0	4,000,000	0	0		0	4,000,000
			Mullaloo Development	50,000	0	0	0		0	50,000
'CAPI'	12	F662	Cultural Facility (Project No. 4141)	0	595,500	0	0		0	595,500
'CAPI'	12	BCW1028	Craigie Leisure Centre (Project No. 4160)	0	190,000	0	0		0	190,000
Marketing, Communication and Council Support										
'CAPI'	13	F845	Photocopier for Customer Service	0	0	0	0		14,000	14,000
Assets and Commissioning										
'MUL'	33	'F671'	'Asset Management Strategy'	0	0	0	0		70,000	70,000
			Redesign of Council Chamber- CJ031 - 03/06	200,000	0	0	0		0	200,000
Information Management										
'MUL'	38	'J047'	'Corporate PC and Notebook Replacement Program'	30,000	0	0	0	0	0	30,000
'CAPI'	38	'J031'	'Spatial Data System (GIS)'	100,000	0	0	0	0	43,000	143,000
'CAPI'	38	J050	Oracle System Expansion	0	0	0	0	0	25,000	25,000
'CAPI'	38	J062	Information Management Network Infrastructure	0	0	0	0	0	200,000	200,000
'CAPI'	38	'J055'	'Network Infrastructure Upgrade Program'	300,000	0	0	0		29,000	329,000
'CAPI'	38	'J068'	'IT Disaster Recovery Facilities'	100,000	0	0	0		0	100,000
'CAPI'	38	'J072'	'Corporate Information Management System (CIM)'	250,000	0	0	0		100,000	350,000
'CAPI'	38	'J073'	'HR Payroll System'	50,000	0	0	0		104,417	154,417
'MUL'	38	'J104'	'IT Service Management Systems'	50,000	0	0	0		0	50,000
Approval, Planning & Environmental Services										
'CAPI'	42	'M075'	'Urban Design and Environmental Health Photocopier'	10,000	0	0	0		0	10,000
'CAPI'	42	'M086'	Parking Lot 6 Lawley Court, Joondalup		2,700,000					2,700,000
'CAPI'	42	'P158'	Purchase of purpose built vaccine fridge	5,000						5,000
'MUL'	42	'F885'	'Swimming Pool Inspection Program'	5,000	0	0	0		0	5,000
Community Development										
'CAPI'	44	'F891'	'Photocopier replacement'	10,000	0	0	0		0	10,000
'CAPI'	44		Purchase of Artworks and Artifacts	20,000	0	0	0	0	0	20,000
'MUL'	44	F749	Bus fit-out	0	0	30,000	0	0	0	30,000
'CAPI'	44	'BCW1063'	'Arena Community Sport and Recreation Association Clubrooms'	710,000	0	0	0		0	710,000
'MUL'	44	'F890'	'Aquatic Turnstiles'	71,000	0	0	0		0	71,000
'MUL'	44	'F893'	'Court Sports Netting'	25,000	0	0			0	25,000
'CAPI'	44		50m Pool Feasibility Study	30,000	0	0	0	0	0	30,000
Library Services										
'CAPI'	47	'J022'	'5 Year Major IT Upgrade Plan'	0	0	0	0		50,000	50,000
'CAPI'	47	'M050'	'Non IT Equipment Upgrade '	0	0	0	0		21,151	21,151
Infrastructure Management Services										
'MUL'	62	'J097'	'Replacement CAD plotter '	10,000	0	0	0		0	10,000
'NON'	62	'F883'	'Universal Recycling Service'	1,819,299	1,495,701	0	0		0	3,315,000
	62	F895	Capturing of Approved Building Licence Documents	27,000	0	0	0		0	27,000
Operation Services										
'MUL'	'72'	'F840'	'Reticulation fitter vehicle and associated tools'	40,000	0	0	0		0	40,000
				4,062,299	9,137,192	730,000	0		823,969	14,753,460

'Type'	'Unit'	'PPS Num'	'Title'	Funding Source						'Total'
				'Muni'	'Reserve'	'Gov Grants'	'Contrib'	C/F Grants	C/FMuni	
Infrastructure Management Services										
'CAPI'	61	'BCW1044'	'Joondalup Administration Centre - Fire/Electricity/Energy Improvements'	0	0	0	0		15,000	15,000
'CAPI'	61	'BCW1050'	'Joondalup Administration Centre - Security Upgrade'	0	0	0	0		8,000	8,000
'CAPI'	61	'BCW1051'	'Joondalup City Centre Toilet Block'	50,000	0	0	0		100,000	150,000
'CAPI'	62	'BCW004'	'Sorrento Community Hall'	64,000	0	0	0		80,500	144,500
'CAPI'	62	'BCW014'	'Foreshore Park Toilets'	0	0	0	0		25,000	25,000
'CAPI'	62	'BCW047'	'Joondalup Administration Centre - Chiller Replacement'	0	0	0	0		242,200	242,200
'CAPI'	62	'BCW065'	'Joondalup Civic Precinct Emergency Backup Power'	400,000	0	0	0		0	400,000
'CAPI'	62	'BCW084'	'Duncraig & Woodvale Libraries - Airconditioning'	80,000	0	0	0		183,345	263,345
'CAPI'	62	'BCW093'	'Shade Shelter at Warwick Open Space (Oval)'	10,000	0	0	0		0	10,000
'CAPI'	62	'BCW1010'	'Joondalup Administration Centre - Lift Upgrade'	32,000	0	0	0		0	32,000
	62	'BCW1014'	'Joondalup Administration Centre - Lift Replacement'	0	0	0	0		195,000	195,000
			'Joondalup Administration Centre - Mechanical Switchboard Upgrade'							
'CAPI'	62	'BCW1015'	'Joondalup Administration Centre - Security Upgrade'	25,000	0	0	0		0	25,000
'CAPI'	62	'BCW1057'	'Joondalup Administration Centre - Security Upgrade'	75,000	0	0	0		0	75,000
'CAPI'	62	'BCW1064'	'Neil Hawkins Park Toilets'	110,000	0	0	0		0	110,000
	62	'DPD1008'	'Talbot Park'	0	0	0	0		20,000	20,000
'CAPI'	62	'DPD1009'	'Telopia Park'	62,520	0	0	0		0	62,520
'CAPI'	62	'DPD1010'	'Fenton Park'	62,520	0	0	0		0	62,520
'CAPI'	62	'DPD1011'	'Cunningham Park'	70,080	0	0	0		0	70,080
'CAPI'	62	'DUP1004'	'Dual Use Path - Gloriana View - Ocean Reef'	21,000	0	0	0		0	21,000
'CAPI'	62	'FNM015'	'Yellagonga Regional Park Stage 1 & 2'	0	0	0	0		15,000	15,000
'CAPI'	62	'FNM018'	'Coastal Foreshore Maintenance '	150,000	0	0	0		25,000	175,000
'CAPI'	62	'FNM1009'	'Foreshore Access Path Redevelopment'	0	0	0	0		6,000	6,000
'CAPI'	62	'FPN006'	'Edward Street Sorrento'	15,000	0	0	0		0	15,000
'CAPI'	62	'FPN024'	'Templetonia Avenue Sorrento'	12,500	0	0	0		0	12,500
'CAPI'	62	'FPN1001'	'Sorell Gardens'	8,000	0	0	0		0	8,000
'CAPI'	62	'FPN1008'	'Simpson Ave Padbury'	20,000	0	0	0		0	20,000
'CAPI'	62	'FPN1015'	'Blackbutt Dr Greenwood'	20,000	0	0	0		0	20,000
CAPI'	62	FPN	New Path - Regatta Dr Edgewater	5,000	0	0	0	0	0	5,000
CAPI'	62	FPN	Dual Path - West Coast Dr - Marmion to Sorrento - Concept Plan	50,000	0	0	0	0	0	50,000
'CAPI'	62	'FPR016'	'Slab Path Replacement Programme'	43,000	0	0	0		0	43,000
'CAPI'	62	'FPR1000'	'Asphalt Path Replacement Program'	75,000	0	0	0		0	75,000
'CAPI'	62	'FPR1023'	'Clontarf Street'	110,000	0	0	0		0	110,000
	62	'MIT1011'	'Joondalup Drive - Collier Pass Traffic Signals'	50,000	0	0	0		0	50,000
	'62'	'PFP022'	'Davallia Pre-Primary & Child Health Centre'	0	0	0	0		55,000	55,000
'CAPI'	62	'PFP1002'	'Joondalup City Centre Parking'	200,000	0	0	0		0	200,000
			Joondalup City Centre Parking - Subject to City Centre Parking Strategy							
CAPI'	62	PFP012	Joondalup City Centre Parking - Subject to City Centre Parking Strategy	0	0	0	0		200,000	200,000
'CAPI'	62	'PPE026'	'Upgrade small items of play equipment on reticulated and dry parks. '	50,000	0	0	0		0	50,000
'CAPI'	62	'PPE027'	'New Play Equipment. '	70,000	0	0	0		0	70,000
		PPE1023'	'RUBBERISED UNDERSURFACING OF PLAY EQUIPMENT IN PARKS IN VARIOUS SUBURBS'	100,000	0	0	0		0	100,000
		PPE1024'	Parkplay equipment replacement	50,000	0	0	0		0	50,000

'Type'	'Unit'	'PPS Num'	'Title'	Funding Source					'Total'
				'Muni'	'Reserve'	'Gov Grants'	'Contrib'	C/F Grants	C/FMuni
Infrastructure Management Services									
'CAPI'	62	'PRE1000'	'Fencing to Dry Parks '	20,000	0	0	0		0
'CAPI'	62	'PRE1001'	'Fencing to Reticulated Parks '	20,000	0	0	0		0
'CAPI'	62	'PRE1003'	'Disabled Shelters'	10,000	0	0	0		0
'CAPI'	62	'PRE1005'	'Disabled Access to Various Parks'	20,000	0	0	0		0
'CAPI'	62	'PRE1006'	'Geneff Park Redevelopment'	50,000	0	0	0		0
'CAPI'	62	'PRE1007'	'Tom Simpson Park Lighting'	65,000	0	0	0	270,000	
'CAPI'	62	'PRE1008'	'Park Shelters and Seating'	40,000	0	0	0		0
'CAPI'	62	'PRE1011'	'Shelters & Seating - Various Locations'	0	0	0	0	10,000	
'CAPI'	62	'PRE1013'	'Tom Simpson Park - Eartworks, landscaping, retaining walls and access steps'	0	0	0	0	20,000	
'CAPI'	62	'PSF029'	'Cricket Wicket synthetic topping'	10,000	0	0	0		0
'CAPI'	62	'PSF030'	'Practice wickets'	24,000	0	0	0	10,000	
'CAPI'	62	'PSF039'	'Tennis Court Resurfacing Program'	30,000	0	0	0		0
'MUL'	62	'PSF043'	'Floodlight & Pole Replacement Program '	14,000	0	0	0		0
'CAPI'	62	'PSF1010'	'BMX Track construction or Half Court Basketball area'	10,000	0	0	0		0
'CAPI'	62	'RDC1004'	'Moore Drive/Connolly Drive'	0	0	1,000,000	0		0
	'62'	'RDC106'	'Burns Beach Road '	0	0	0	0	203,952	
	'62'	'RDC107'	'Burns Beach Road '	0	0	600,000	0	400,000	273,000
'CAPI'	62	'RPD1000'	'Reticulation Redevelopment Program - Efficient Water Usage '	100,000	0	0	0		0
'CAPI'	62	'RPD1008'	'Reticulation Development Program - Reticulation upgrade to existing parks'	0	0	0	0		40,000
'CAPI'	62	'RPR1014'	'Road Preservation Program - Asphalt Overlay and Re-Kerbing (RTR)'	0	0	934,264	0	685,000	0
'CAPI'	62	'RPR1034'	'Meridian Drive - Precision Ave to Transit Way'	0	0	50,490	0		0
'CAPI'	62	'RPR1035'	'Grey Road - Warburton Ave to Giles Ave'	0	0	59,670	0		0
'CAPI'	62	'RPR1036'	'Barclay Avenue - Giles Ave to Gibson Ave'	0	0	44,064	0		0
'CAPI'	62	'RPR1037'	'Sherrington Road - Cockman Rd to Blackall Dr'	0	0	88,128	0		0
'CAPI'	62	'RPR1038'	'Marri Road - Marmion Ave to Lilburne Rd'	0	0	89,046	0		0
'CAPI'	62	'RPR1039'	'Ocean Reef Road - Eddystone Ave intersection south carriageway'	0	0	44,550	0		0
'CAPI'	62	'RPR1040'	'Waterford Drive - Campbell Dr to Lymburner Dr'	0	0	50,430	0		0
'CAPI'	62	'RPR118'	'Road Preservation Program - Asphalt Overlay'	0	0	1,395,000	0	300,000	0
'CAPI'	62	'RPR119'	'Road Preservation Program - Crack Sealing'	0	0	50,000	0		0
'CAPI'	62	'RPR120'	'Road Preservation Program - Main Roads WA Direct Grant for Asset Preservation.'	0	0	270,000	0	150,000	0
'CAPI'	62	'RTM003'	'Prince Regent Drive (0.98km)'	105,000	0	0	0		0
	'62'	'RTM031'	'Mulligan Drive'	0	0	0	0		60,000
'CAPI'	62	'RTM1011'	'Chichester Drive Traffic Management Scheme'	160,000	0	0	0		0
	'62'	'RTM1012'	'Sorrento Traffic Management Scheme'	200,000	0	0	0		165,000
'CAPI'	62	'RTM1014'	'Hawker Ave Traffic Calming'	25,000	0	0	0		0
'CAPI'	62	'RTM1018'	'Henderson Drive Kallaroo Traffic Calming'	20,000	0	0	0		0

'Type'	'Unit'	'PPS Num'	'Title'	Funding Source					'Total'	
				'Muni'	'Reserve'	'Gov Grants'	'Contrib'	C/F Grants	C/FMuni	
Infrastructure Management Services										
'CAPI'	62	'SBS1028'	'Whitfords Avenue - Kingsley Drive Traffic Signal Modifications'	0	0	10,000	0		0	10,000
'CAPI'	62	'SBS1029'	'Grand Boulevard - Boas Traffic Signal Modifications'	0	0	20,000	0		0	20,000
'CAPI'	62	'SBS1030'	'Warwick Road'	0	0	10,000	0		0	10,000
'CAPI'	62	'SBS1031'	'Ocean Reef Road - Craigie Drive Roundabout'	133,333	0	266,667	0	0		400,000
'CAPI'	62	'SBS1032'	'Winton Rd - Pontiac Way Roundabout'	33,333	0	66,667	0	0		100,000
'CAPI'	62	'SBS1033'	'Winton Road - Aston Street Roundabout'	33,333	0	66,667	0	0		100,000
'CAPI'	62	'SBS1034'	'Marmion Ave - Parnell Ave junction'	13,333	0	26,667	0	0		40,000
'CAPI'	62	'SBS1035'	'Marmion Ave - McWhae Rd junction'	20,000	0	40,000	0	0		60,000
'CAPI'	62	'SBS1036'	'Marmion Ave - Ocean Gate Parade intersection'	20,000	0	40,000	0		0	60,000
'CAPI'	62	'SSE1000'	'Connolly Dr / Kinross Dr Roundabout'	25,000	0	0	0		0	25,000
'CAPI'	62	'SSE1001'	'Tree Restoration Planting Program'	40,000	0	0	0		0	40,000
'CAPI'	62	'SSE1003'	'Ocean Reef Road - Hodges Dr to Shenton Ave '	125,000	0	0	0		0	125,000
'CAPI'	62	'SSE'	'City Entry Landscaping'	75,000	0	0	0	0		75,000
'CAPI'	62	'STL106'	'Arterial Road Street Lighting'	15,000	0	0	0		25,500	40,500
'CAPI'	62	'STL107'	'Urban Road Street Lighting'	40,000	0	0	0		20,000	60,000
'CAPI'	62	'STL108'	'Environmental Design Lighting'	40,000	0	0	0		31,500	71,500
'CAPI'	62	'STL115'	'Joondalup City Centre Street Lighting '	40,000	0	0	0		0	40,000
'CAPI'	62	'STL133'	'Connolly Drive'	60,000	0	0	0		0	60,000
'CAPI'	62	'SWD011'	'Stormwater Drainage Outfall Upgrade'	60,000	0	0	0		0	60,000
'CAPI'	62	'SWD012'	'Stormwater Drainage Upgrades - Various Locations'	144,960	0	0	0		0	144,960
'CAPI'	62	'SBS1024'	'Joondalup Drive/Cord St Install left slip lane on Cord St'	0	0	26,667	0	23,333		50,000
'CAPI'	62	'SBS1025'	'Shenton Ave/Mclarty Ave Install TCS'	0	0	53,333	0	76,667		130,000
'CAPI'	62	'SBS1026'	'Hodges Dr/Caridean St Install TCS & median Island'	0	0	54,667	0	27,333		82,000
'CAPI'	62	'SBS1027'	'Hepburn Ave/Gibson Ave Install TCS'	0	0	42,667	0	48,333		91,000
'CAPI'	62	'STL1005'	'Burns Beach Road'	0	0	0	0		15,000	15,000
'CAPI'	62	'RPR1009'	'Road Preservation Program - Road Condition Data Collection'	0	0	0	0	100,000		100,000
'CAPI'	62	'RPR126'	'Road Preservation Program - Asphalt Overlay and Re-Kerbing'	0	0	0	0		140,000	140,000
'CAPI'	62	'BCW1026'	'Duncraig, Whitford and Woodvale Libraries - Master plan Implementation'	0	0	0	0		30,000	30,000
'CAPI'	62	'BCW1007'	'Woodvale Library - Re-building Issues desk'	0	0	0	0		15,000	15,000
'CAPI'	62	'ITM007'	'Woodlake Retreat - Access Road'	0	0	0	0	944,235	0	944,235
'CAPI'	62	'PBN011'	'Raleigh Road (Frobisher Ave) - Intersection Realignment'	0	0	0	0		25,000	25,000
'CAPI'	62	'PBN004'	'Perth Bicycle Network - Stage 1 Enhancement'	0	0	0	0		25,000	25,000
'CAPI'	62	'SWD006'	'Joondalup Bike Plan'	0	0	0	0		105,000	105,000
'CAPI'	62	'SWD009'	'Stormwater Drainage Outfall Upgrade - Yellagonga Regional Park'	0	0	0	0		60,000	60,000
'CAPI'	62	'SWD007'	'Stormwater Drainage Outfall Upgrade - Yellagonga Regional Park'	0	0	0	0		50,000	50,000
'CAPI'	62	'SWD010'	'Stormwater Drainage Outfall Upgrade - Arterial Roads'	0	0	0	0		10,000	10,000
'CAPI'	62	'SWD008'	'Stormwater Drainage Outfall Upgrade - Marine Terrace and Parnell Avenue'	0	0	0	0		120,000	120,000
'CAPI'	62	'SWD1013'	'Stormwater Drainage Outfall Upgrade - Various Locations'	0	0	0	0		60,000	60,000
'CAPI'	62	'RPR1018'	'Stormwater Drainage Outfall Upgrade - Joondalup Gate'	0	0	0	0		100,000	100,000
'CAPI'	62	'RPR1019'	'Caridean Street - Eddystone Avenue to Poseidon Road'	0	0	38,440	0	34,560	0	73,000
'CAPI'	62	'M071'	'Ocean Reef Road - Joondalup Drive Intersection'	0	0	9,360	0	42,640	0	52,000
'CAPI'	62	'M071'	'Admin Building Refurbishment'	0	0	0	0	0	125,000	125,000

'Type'	'Unit'	'PPS Num'	'Title'	Funding Source					'Total'	
				'Muni'	'Reserve'	'Gov Grants'	'Contrib'	C/F Grants	C/FMuni	
Operation Services										
'CAPI'	72	'FNM1012'	'Construct beach access from Coastal Dual Use Path to Foreshore '	45,000	0	0	0		0	45,000
'CAPI'	72	'PPE1024'	'Implement play equipment replacement (Works associated with outcome from Stage One and Stage Two Audits)'	0	0	0	0		50,000	50,000
				3,976,912	0	5,447,444	0	2,832,101	3,228,997	15,485,454
				8,039,211	9,137,192	6,177,444	-	2,832,101	4,052,966	30,238,914

REPLACEMENT PROGRAMME 1 JULY 2006 TO 30 JUNE 2007

Qtr	Fleet Category	Plant No	Description of Fleet Item to be Replaced	Purchase Price	Budget Purchase Price	Trade Value	Change Over	WDV	Profit or Loss
Q1	Heavy	96003	MITSUBISHI 2000 FM658HV TIP TRUCK - 1ATC495	84,737.00	120,000.00	50,000.00	70,000.00	56,147.74	-6,147.74
		96004	ISUZU FTS750 4WD TRUCK - 1AUI933	102,268.00	120,000.00	50,000.00	70,000.00	68,661.43	-18,661.43
		96007	MITSUBISHI FM658HV TRAY TOP WATER TRUCK - 1AYF820	85,510.00	110,000.00	50,000.00	60,000.00	57,115.53	-7,115.53
		96041	MITSUBISHI FV547K2W FULL FORWARD CONTROL TANDEM 6 WL TIP TRUCK - WN31	125,086.00	170,000.00	55,000.00	115,000.00	62,548.06	-7,548.06
		96385	ISUZU FTS750 TRUCK TIP WITH HIAB - WN31078	167,940.00	200,000.00	55,000.00	145,000.00	61,788.48	-6,788.48
	Heavy Total :			565,541.00	720,000.00	260,000.00	460,000.00	306,261.23	-46,261.23
	Light Commercial	95049	MITSUBISHI CANTER FE647EV TIP TRUCK - 1AUB211	42,556.00	60,000.00	30,000.00	30,000.00	34,841.43	-4,841.43
		95092	TOYOTA HIACE LWB RETIC VAN - 97COJ	23,860.50	30,000.00	13,000.00	17,000.00	16,697.45	-3,697.45
		95106	TOYOTA HILUX 2WD DUAL CAB, ALUMINIUM TRAY - 83COJ	21,738.82	26,000.00	13,000.00	13,000.00	16,517.04	-3,517.04
		95110	MITSUBISHI TRITON 2WD - MANUAL - 57COJ	24,855.00	26,000.00	13,000.00	13,000.00	19,722.00	-6,722.00
		95114	TOYOTA HILUX 2.7LT DUAL CAB 2WD - 1BJY948	21,787.00	32,000.00	15,000.00	17,000.00	16,907.00	-1,907.00
		95156	HOLDEN CREWMAN VY WITH FIBREGLASS CANOPY, AUTOMATIC (RANGERS) - 59CC	29,110.00	32,000.00	20,000.00	12,000.00	25,019.00	-5,019.00
	Light Commercial Total :			163,907.32	206,000.00	104,000.00	102,000.00	129,703.92	-25,703.92
	Light Passenger	99002	NISSAN PULSAR ST AUTOMATIC TWILIGHT- 85COJ	16,761.00	20,000.00	10,000.00	10,000.00	13,285.96	-3,285.96
		99006	NISSAN ST PULSAR SEDAN, AUTOMATIC, BURGUNDY- 92COJ	16,600.00	20,000.00	10,000.00	10,000.00	13,714.33	-3,714.33
		99087	HYBRID VEHICLE** TOYOTA COROLLA HATCHBACK - 46COJ	18,573.00	33,000.00	10,000.00	23,000.00	13,423.00	-3,423.00
		99071	HYBRID VEHICLE** NISSAN PULSAR LX SEDAN - 102COJ	16,390.00	33,000.00	10,000.00	23,000.00	12,292.00	-2,292.00
		99010	HOLDEN BERLINA VZ, MARTINI - 28COJ	30,365.00	35,000.00	20,000.00	15,000.00	26,172.13	-6,172.13
		99013	HOLDEN VZ CALAIS, RED - 1BUY229	37,132.00	41,000.00	23,000.00	18,000.00	32,584.60	-9,584.60
		99004	FORD XT FALCON BA SILVER GAS STATION WAGON - 1BPP316	27,210.00	30,000.00	20,000.00	10,000.00	24,191.00	-4,191.00
		99012	HOLDEN VZ CALAIS, AUTOMATIC, BLUE - 1BUX734	37,132.00	39,000.00	22,000.00	17,000.00	33,523.00	-11,523.00
		99083	HOLDEN CALAIS VY SEDAN - RED - 1BJG800	34,260.00	39,000.00	18,000.00	21,000.00	26,544.00	-8,544.00
	Light Passenger Total :			234,423.00	290,000.00	143,000.00	147,000.00	195,730.03	-52,730.03
	Plant	98105	SKID STEER TRAILER - 1TCE245	13,365.00	18,000.00	4,000.00	14,000.00	3,336.67	663.33
		98107	SKID STEER TRAILER - 1TCE246	13,365.00	18,000.00	4,000.00	14,000.00	3,336.67	663.33
		98170	DEUTSCHER H26 ROTARY MOWER	3,631.82	4,500.00	1,000.00	3,500.00	2,205.74	-1,205.74
		98171	DEUTSCHER H26 ROTARY MOWER	3,631.82	4,500.00	1,000.00	3,500.00	2,205.74	-1,205.74
		98172	DEUTSCHER H26 ROTARY MOWER	3,631.82	4,500.00	1,000.00	3,500.00	2,205.74	-1,205.74
		98173	DEUTSCHER H26 ROTARY MOWER	3,631.82	4,500.00	1,000.00	3,500.00	2,205.74	-1,205.74
		98174	DEUTSCHER H26 ROTARY MOWER	3,631.82	4,500.00	1,000.00	3,500.00	2,205.74	-1,205.74
		98536	POLMAC LOW BED MOWER TRAILER - 1TAO067	8,950.00	18,000.00	3,000.00	15,000.00	0.00	3,000.00
		98847	NWE TANDEM TRAILER - WN30834	3,560.00	10,000.00	1,200.00	8,800.00	0.00	1,200.00
	Plant Total :			57,399.10	86,500.00	17,200.00	69,300.00	17,702.04	-502.04
Q1			No of Records : 24	1,021,270.42	1,302,500.00	524,200.00	778,300.00	649,397.21	-125,197.21
Qtr	Fleet Category	Plant No	Plant Description	Purchase Price	Projected Purchase Price	Trade Value	Change Over	WDV	Profit or Loss
Q2	Light Commercial	95057	TOYOTA HILUX 4X2 DUAL CAB WITH WELL BODY - 32COJ	20,997.00	26,000.00	14,000.00	12,000.00	16,609.20	-2,609.20

REPLACEMENT PROGRAMME 1 JULY 2006 TO 30 JUNE 2007

Qtr	Fleet Category	Plant No	Description of Fleet Item to be Replaced	Purchase Price	Budget Purchase Price	Trade Value	Change Over	WDV	Profit or Loss
		95094	FORD COURIER UTILITY DUAL CAB 4X4 - 98COJ	24,702.00	32,000.00	16,000.00	16,000.00	17,286.32	-1,286.32
		95095	FORD COURIER UTILITY DUAL CAB 4X4 - 101COJ	24,702.00	32,000.00	16,000.00	16,000.00	17,286.32	-1,286.32
		95097	HOLDEN COMMODORE VY UTILITY - 36COJ	21,750.00	27,000.00	14,000.00	13,000.00	15,220.53	-1,220.53
		95113	TOYOTA HILUX 2.7LT DUAL CAB 2WD - 1BKB530	21,782.00	26,000.00	13,000.00	13,000.00	16,111.22	-3,111.22
		95163	HOLDEN CREWMAN VY WITH FIBREGLASS CANOPY (RANGERS) - 82COJ	28,525.00	33,000.00	16,000.00	17,000.00	23,701.15	-7,701.15
		95169	HOLDEN VZ CREWMAN WITH FIBREGLASS CANOPY (RANGERS) - 23COJ	28,570.00	33,000.00	16,000.00	17,000.00	24,396.04	-8,396.04
		95178	TOYOTA HILUX 4X4 DUAL CAB, AUTOMATIC (RANGERS) - 66COJ	31,684.00	35,000.00	25,000.00	10,000.00	27,269.94	-2,269.94
	Light Commercial Total :			202,712.00	244,000.00	130,000.00	114,000.00	157,880.73	-27,880.73
	Light Passenger	99001	NISSAN PULSAR ST 1.8LT AUTO WHITE SEDAN- 33COJ	16,417.00	20,000.00	10,000.00	10,000.00	12,719.80	-2,719.80
		99007	HOLDEN COMMODORE VZ EXECUTIVE, BARBADOS - 1BTF733	26,974.00	30,000.00	19,000.00	11,000.00	22,822.59	-3,822.59
		99011	HOLDEN VZ CALAIS, AUTOMATIC, BLACK SEDAN - 1BUX728	36,682.00	41,000.00	23,000.00	18,000.00	31,458.58	-8,458.58
	Light Passenger Total :			80,073.00	91,000.00	52,000.00	39,000.00	67,000.98	-15,000.98
	Plant	98013	CASE CX100 TRACTOR 4WD - 1AOA179	77,100.00	110,000.00	35,000.00	75,000.00	9,584.69	25,415.31
	Plant Total :			77,100.00	110,000.00	35,000.00	75,000.00	9,584.69	25,415.31
Q2			No of Records : 12	359,885.00	445,000.00	217,000.00	228,000.00	234,466.40	-17,466.40
Qtr	Fleet Category	Plant No	Plant Description	Purchase Price	Projected Purchase Price	Trade Value	Change Over	WDV	Profit or Loss
Q3	Light Commercial	95105	TOYOTA HILUX 2WD DUAL CAB, ALUMINIUM TRAY - 29COJ	21,738.82	26,000.00	14,000.00	12,000.00	15,453.92	-1,453.92
		95153	ISUZU NPR400 MEDIUM 4 TONNE TIP TRUCK- 1BMN582	50,816.00	60,000.00	35,000.00	25,000.00	39,779.18	-4,779.18
		95179	HOLDEN LT 4X4 CREWCAB RODEO, AUTOMATIC WITH FIBREGLASS CANOPY - 1BXD	36,120.00	41,000.00	27,000.00	14,000.00	31,043.41	-4,043.41
	Light Commercial Total :			108,674.82	127,000.00	76,000.00	51,000.00	86,276.51	-10,276.51
	Light Passenger	99018	FORD FAIRMONT GHIA, AUTOMATIC, SILVER - 1BXR478	35,629.00	40,000.00	23,000.00	17,000.00	30,701.95	-7,701.95
	Light Passenger Total :			35,629.00	40,000.00	23,000.00	17,000.00	30,701.95	-7,701.95
	Plant	98057	DWYER FELTON VERTIMOWER	2,420.00	4,000.00	500.00	3,500.00	1,156.11	-656.11
		98089	HEAVY DUTY SMUDGE BOARD AND SCREED	4,965.00	7,000.00	1,000.00	6,000.00	617.22	382.78
		98183	CASE CX 80 TRACTOR 4WD - 1BCU174	60,993.00	85,000.00	25,000.00	60,000.00	22,851.49	2,148.51
		98184	MOOREHOUSE SLASHER	8,017.00	11,000.00	2,000.00	9,000.00	3,003.63	-1,003.63
		98200	TORO GROUNDMASTER 328-D RIDE ON MOWER - 1BDM841	24,615.00	30,000.00	7,000.00	23,000.00	12,299.07	-5,299.07
		98207	TORO 328 -D RIDE ON MOWER - 1BDM842	24,615.00	30,000.00	7,000.00	23,000.00	12,299.07	-5,299.07
		98211	SKID STEER TRAILER - 1TCM050	13,236.00	18,000.00	3,000.00	15,000.00	6,329.04	-3,329.04
		98220	COMPAC CSS-COM09-H FLOOR SAW	1,990.00	3,000.00	500.00	2,500.00	994.32	-494.32
	Plant Total :			140,851.00	188,000.00	46,000.00	142,000.00	59,549.95	-13,549.95
Q3			No of Records : 12	285,154.82	355,000.00	145,000.00	210,000.00	176,528.41	-31,528.41
Qtr	Fleet Category	Plant No	Plant Description	Purchase Price	Projected Purchase Price	Trade Value	Change Over	WDV	Profit or Loss
Q4	Heavy	96005	mitsubishi FM658HV TRUCK TIP - 1AXX820	89,283.00	120,000.00	45,000.00	75,000.00	33,009.03	11,990.97
		96008	mitsubishi FM658H RFAC WATER TRUCK - 1BED025	99,510.00	130,000.00	40,000.00	90,000.00	49,042.07	-9,042.07
	Heavy Total :			188,793.00	250,000.00	85,000.00	165,000.00	82,051.10	2,948.90

REPLACEMENT PROGRAMME 1 JULY 2006 TO 30 JUNE 2007

Qtr	Fleet Category	Plant No	Description of Fleet Item to be Replaced	Purchase Price	Budget Purchase Price	Trade Value	Change Over	WDV	Profit or Loss
	Light Commercial	95044	TOYOTA HILUX 4X2 DUAL CAB WITH WELL BODY - 48COJ	20,997.00	26,000.00	14,000.00	12,000.00	15,940.46	-1,940.46
		95099	TOYOTA HILUX DUAL CAB 4X4 - 104COJ	27,702.27	35,000.00	17,000.00	18,000.00	19,385.90	-2,385.90
		95100	HOLDEN COMMODORE VY UTILITY - 50COJ	22,490.00	28,000.00	14,000.00	14,000.00	15,738.38	-1,738.38
		95101	MITSUBISHI TRITON 2WD DUAL CAB - 107COJ	27,690.91	33,000.00	15,000.00	18,000.00	19,377.95	-4,377.95
		95102	ISUZU NPR400 , 4 TONNE DUAL CAB - 106COJ	49,936.00	60,000.00	32,000.00	28,000.00	34,944.94	-2,944.94
		95103	TOYOTA HILUX 2WD DUAL CAB, ALUMINIUM TRAY - 25COJ	21,738.82	27,000.00	14,000.00	13,000.00	15,212.71	-1,212.71
		95104	TOYOTA HILUX 2WD DUAL CAB, ALUMINIUM TRAY - 108COJ	21,739.00	27,000.00	14,000.00	13,000.00	15,212.83	-1,212.83
		95107	TOTOTA HILUX 2WD EXTENDED CAB - 99COJ	21,631.00	26,000.00	13,000.00	13,000.00	15,137.26	-2,137.26
		95108	TOTOTA HILUX 2WD EXTENDED CAB (RETICULATION) - 94COJ	21,630.64	26,000.00	13,000.00	13,000.00	15,137.00	-2,137.00
		95109	HOLDEN COMMODORE VY UTILITY - 77COJ	21,490.00	27,000.00	14,000.00	13,000.00	15,038.58	-1,038.58
		95112	TOYOTA HILUX 4X2 DUAL CAB UTILITY WITH WELL BODY - 41COJ	20,418.82	27,000.00	14,000.00	13,000.00	14,288.98	-288.98
		95119	TOYOTA HILUX 4X2 DUAL CAB WITH WELL BODY - 1BPS386	20,997.00	27,000.00	14,000.00	13,000.00	15,862.80	-1,862.80
		95120	ISUZU NPR400 DUAL CAB 4 TONNE TIPPER- 1BMN151	56,106.00	70,000.00	35,000.00	35,000.00	41,983.43	-6,983.43
	Light Commercial Total :			354,567.46	439,000.00	223,000.00	216,000.00	253,261.22	-30,261.22
	Light Passenger	99005	NISSAN ST PULSAR, BLUE, AUTOMATIC - 89COJ	15,192.00	20,000.00	10,000.00	10,000.00	12,198.34	-2,198.34
		99014	HOLDEN COMMODORE VZ SEDAN, AUTOMATIC, SILVER- 1BWU390	25,500.00	30,000.00	19,000.00	11,000.00	21,156.27	-2,156.27
		99080	HOLDEN COMMODORE VY STATION WAGON- WHITE - 105COJ	24,891.00	30,000.00	17,000.00	13,000.00	17,418.59	-418.59
	Light Passenger Total :			65,583.00	80,000.00	46,000.00	34,000.00	50,773.20	-4,773.20
	Plant	98064	26" CUT WICKET MOWER WITH HONDA GX270 ENGINE	3,380.00	5,000.00	500.00	4,500.00	1,616.21	-1,116.21
		98065	26" CUT LAWN MOWER WITH HONDA GX270 ENGINE	3,148.00	5,000.00	500.00	4,500.00	392.42	107.58
		98077	PARTNER K700 PIPE CUTTER	1,245.00	2,100.00	400.00	1,700.00	595.32	-195.32
		98110	LOW BED TANDEM MOWER TRANSPORT TRAILER - 1TCC310	8,819.93	18,000.00	2,000.00	16,000.00	1,099.47	900.53
		98112	LOW BED TANDEM MOWER TRANSPORT TRAILER - 1TCC311	8,819.93	18,000.00	2,000.00	16,000.00	1,099.47	900.53
		98114	LOW BED TANDEM MOWER TRANSPORT TRAILER - 1TCC312	8,819.93	18,000.00	2,000.00	16,000.00	1,099.47	900.53
		98116	LOW BED TANDEM MOWER TRANSPORT TRAILER - 1TCC313	8,820.00	18,000.00	2,000.00	16,000.00	1,099.48	900.52
		98119	DEMBICON COMPACT CONCRETE SAW (9HP)	2,350.00	3,000.00	500.00	2,500.00	1,123.70	-623.70
		98137	2 TONNE COLLECTION TRAILER - 1TCC592	6,080.00	10,000.00	1,000.00	9,000.00	2,907.26	-1,907.26
		98162	BEAVER TM739, 7 GANG MOWER - 1TCO932	53,765.00	68,000.00	5,000.00	63,000.00	13,422.84	-8,422.84
		98188	TORO GROUNDSMASTER MOWER ROTARY RIDE 2WD - 1BAA446	24,800.00	30,000.00	7,000.00	23,000.00	9,291.51	-2,291.51
		98189	TORO GROUNDSMASTER MOWER ROTARY RIDE 2WD - 1BAA447	24,800.00	30,000.00	7,000.00	23,000.00	9,291.51	-2,291.51
		98195	TORO GROUNDSMASTER MOWER ROTARY RIDE 4WD - 1BAA445	27,260.00	30,000.00	7,000.00	23,000.00	10,213.16	-3,213.16
		98222	DEUTSCHER ROTARY MOWER 36058	4,000.00	5,000.00	1,000.00	4,000.00	1,998.63	-998.63
		98223	DEUTSCHER ROTARY MOWER 36058	4,000.00	5,000.00	1,000.00	4,000.00	1,998.63	-998.63
		98413	LOW BED TRANSPORT TRAILER - WN28570	9,442.00	18,000.00	3,000.00	15,000.00	0.00	3,000.00
		98878	ROBIN/MARKON GENERATOR 3.75KVA	1,495.00	3,000.00	500.00	2,500.00	0.00	500.00
	Plant Total :			201,044.79	286,100.00	42,400.00	243,700.00	57,249.08	-14,849.08
Q4			No of Records : 35	809,988.25	1,055,100.00	396,400.00	658,700.00	443,334.59	-46,934.59

REPLACEMENT PROGRAMME 1 JULY 2006 TO 30 JUNE 2007									
Qtr	Fleet Category	Plant No	Description of Fleet Item to be Replaced	Purchase Price	Budget Purchase Price	Trade Value	Change Over	WDV	Profit or Loss
			Grand Total No of Records : 83	2,476,298.49	3,157,600.00	1,282,600.00	1,875,000.00	1,503,726.60	-221,126.60
Heavy Total :			Grand Total No of Records : 7	754,334.00	970,000.00	345,000.00	625,000.00	388,312.33	-43,312.33
Light Commercial Total :			Grand Total No of Records : 27	829,861.60	1,016,000.00	533,000.00	483,000.00	627,122.37	-94,122.37
Light Passenger Total :			Grand Total No of Records : 14	415,708.00	501,000.00	264,000.00	237,000.00	344,206.15	-80,206.15
Plant Total :			Grand Total No of Records : 35	476,394.89	670,600.00	140,600.00	530,000.00	144,085.76	-3,485.76

RESERVE ACCOUNTS													
ACCOUNT NUMBER	PARTICULARS	Budget 05/06				Forecast 05/06				Budget 06/07			
		BALANCE	TRANSFERS	TRANSFERS	Closing Bal	BALANCE	Projected		Closing Bal	BALANCE	Projected		Closing Bal
		1 July 2005	IN	OUT	30/06/2006	1 July 2005	TFR IN	TFR OUT	30/06/2006	1 July 2006	TFR IN	TFR OUT	30/06/2007
		\$	\$	\$	\$	\$	\$	\$	\$	\$	\$	\$	\$
Unrestricted	ASSET REPLACEMENT RESERVE												
8111	Opening Balance	7,188,411			7,188,411	7,388,412			7,388,412	11,282,084			11,282,084
8112	Transfer to Reserve - Normalisation		2,800,000		2,800,000		3,448,098		3,448,098				0
8112	Transfer to Reserve - (Interest)		500,000		500,000		500,000		500,000		490,644		490,644
8112	Council Projects-Works Depot			-6,545,000	-6,545,000				0			-4,000,000	4,000,000
8112	Lot 6 Lawley Crt Car Park											-2,700,000	2,700,000
8112	Council Projects-Works Depot CFWD			-409,426	-409,426			-54,426	-54,426				0
	From Joondalp Normalisation Reserve												
	SUB TOTAL	7,188,411	3,300,000	-6,954,426	3,533,985	7,388,412			11,282,084	11,282,084			5,072,728
	ART ACQUISITION RESERVE												
8101	Opening Balance									0			0
8102	Transfer to Reserve - Interest Earned										0		0
8102	Transfer to Reserve												0
	SUB TOTAL	0	0	0	0	0	0	0	0	0			0
Restricted	CASH IN LIEU OF PARKING RESERVE												
8161	Opening Balance	357,380			357,380	357,381			357,381	357,381			357,381
8162	Transfer to Reserve - Interest Earned				0				0		22,106		22,106
8162	Transfer to Reserve				0				0				0
8162	Works Expenditure				0				0				0
	SUB TOTAL	357,380	0	0	357,380	357,381	0	0	357,381	357,381			379,487
Restricted	CASH IN LIEU OF PUBLIC OPEN SPACE RESERVE												
8171	Opening Balance	1,158,045			1,158,045	1,158,044			1,158,044	1,174,789			1,174,789
8172	Transfer to Reserve - Interest Earned				0				0		72,667		72,667
8172	Transfer to Reserve				0		16,745		16,745				0
8172	Works Expenditure				0				0				0
	SUB TOTAL	1,158,045	0	0	1,158,045	1,158,044		0	1,174,789	1,174,789			1,247,456
Restricted	COMMUNITY FACILITIES RESERVE												
8391	Opening Balance	344,000			344,000	344,000			344,000	344,000			344,000
8392	Transfer to Reserve - Interest Earned				0				0		21,278		21,278
8392	Transfer to Reserve				0				0				0
8392	Council Projects-Currumbine Community Centre			-160,000	-160,000			0	0			0	0
	SUB TOTAL	344,000	0	-160,000	184,000	344,000	0	0	344,000	344,000			365,278

ACCOUNT NUMBER	PARTICULARS	Budget 05/06				Forecast 05/06				Budget 06/07			
		BALANCE	TRANSFERS	TRANSFERS	Closing Bal	BALANCE	Projected		Closing Bal	BALANCE	Projected		Closing Bal
		1 July 2005	IN	OUT	30/06/2006	1 July 2005	TFR IN	TFR OUT	30/06/2006	1 July 2006	TFR IN	TFR OUT	30/06/2007
		\$	\$	\$	\$	\$	\$	\$	\$	\$	\$	\$	\$
Restricted	COMMUNITY FACILITIES Kingsley												
8441	Opening Balance								0	274,545			274,545
8442	Transfer to Reserve - Interest Earned								0		16,982		16,982
8442	Transfer to Reserve						274,545	0	274,545				0
	SUB TOTAL	0	0	0	0	0	0	0	274,545	274,545			291,527
Restricted	COMPUTER EQUIPMENT REPLACEMENT RESERVE												
8181	Opening Balance	0			0	0			0	0			0
8182	Transfer to Reserve - Interest Earned		0		0				0				0
8182	Transfer to Reserve				0				0				0
8182	Works Expenditure			0	0				0				0
	SUB TOTAL	0	0	0	0	0	0	0	0	0			0
Unrestricted	DOMESTIC CART - REFUSE COLLECTION RESERVE												
8191	Opening Balance	1,695,701			1,695,701	1,495,701			1,495,701	1,495,701			1,495,701
8192	Transfer to Reserve Interest Earned				0				0		0		0
8192	Transfer to Reserve (surplus)		714,802		714,802				0				0
8192	Waste Management Strategy			-25,000	-25,000				0		-1,495,701		-1,495,701
	SUB TOTAL	1,695,701	714,802	-25,000	2,385,503	1,495,701	0	0	1,495,701	1,495,701			0
Unrestricted	HEAVY VEHICLES REPLACEMENT RESERVE												
8141	Opening Balance	738,917			738,917	738,916			738,916	793,706			793,706
8142	Transfer to Reserve Interest Earned								0		49,095		49,095
8142	Transfers to Reserves (Capital Charge)		134,334		134,334		100,456		100,456				0
8142	Vehicle Purchase Recoup			-365,000	-365,000		34,334	-80,000	-45,666				0
8142	Vehicle Purchase Recoup			-310,000	-310,000				0				0
	SUB TOTAL	738,917	134,334	-675,000	198,251	738,916			793,706	793,706			842,801
Restricted	HODGES DRIVE DRAINAGE RESERVE												
8231	Opening Balance	158,759			158,759	158,759			158,759	0			0
8232	Transfer to Reserve - Interest Earned				0				0		0		0
8232	Transfer to Reserve				0			-143,000	-143,000				0
8232	Drainage Ocean Reef Dr between Hodges and Shenton			-158,450	-158,450			-15,759	-15,759				0
	SUB TOTAL	158,759	0	-158,450	309	158,759	0		0	0			0
Restricted	JOONDALUP CITY CENTRE PUBLIC PARKING RESERVE												
8241	Opening Balance	237,222			237,222	237,222			237,222	334,422			334,422
8242	Transfer to Reserve - Interest Earned				0				0		20,686		20,686
8242	Transfer to Reserve				0		97,200		97,200				0
8242	Works Expenditure				0				0				0
	SUB TOTAL	237,222	0	0	237,222	237,222	0	0	334,422	334,422			355,108

ACCOUNT NUMBER	PARTICULARS	Budget 05/06				Forecast 05/06				Budget 06/07			
		BALANCE	TRANSFERS	TRANSFERS	Closing Bal	BALANCE	Projected		Closing Bal	BALANCE	Projected		Closing Bal
		1 July 2005	IN	OUT	30/06/2006	1 July 2005	TFR IN	TFR OUT	30/06/2006	1 July 2006	TFR IN	TFR OUT	30/06/2007
		\$	\$	\$	\$	\$	\$	\$	\$	\$	\$	\$	\$
Restricted	JOONDALUP NORMALISATION AGREEMENT RESERVE												
8401	Opening Balance	0			0	0			0	0			0
8402	Transfer to Reserve - Interest Earned				0				0				0
8402	Transfer to Reserves		2,800,000		2,800,000		3,448,098		3,448,098				0
8402	Transfer to Asset Replacement Reserve			-2,800,000	-2,800,000			-3,448,098	-3,448,098				0
	SUB TOTAL	0	2,800,000	-2,800,000	0	0			0	0			0
Restricted	LEISURE CENTRES CAPITAL REPLACEMENT RESERVE												
8351	Opening Balance	3,960,208			3,960,208	3,960,208			3,960,208	203,067			203,067
8352	Transfer to Reserve - Interest Earned								0		20,602		20,602
8352	Transfer to Reserve Bore Grant		450,000		450,000		0	0	0		450,000		450,000
8352	F890 Aquatic Turnstiles											0	0
8352	Council Projects-Craigie Leisure Centre			-3,947,141	-3,947,141			-3,757,141	-3,757,141			-190,000	-190,000
	SUB TOTAL	3,960,208	450,000	-3,947,141	463,067	3,960,208	0		203,067	203,067			483,669
Restricted	LIBRARY LITERACY PROGRAM RESERVE												
8221	Opening Balance	17,600			17,600	17,601			17,601	4,401			4,401
8222	Transfer to Reserve - Interest Earned				0				0		272		272
8222	Transfer to Reserves				0				0				0
8222	Works Expenditure				0			-13,200	-13,200				0
	SUB TOTAL	17,600	0	0	17,600	17,601	0		4,401	4,401			4,673
Unrestricted	LIGHT VEHICLES REPLACEMENT RESERVE												
8151	Opening Balance	548,230			548,230	548,229			548,229	347,868			347,868
8152	Transfer to Reserve - Interest Earned								0		21,518		21,518
8152	Transfer to Reserves (Capital Charge)		501,139		501,139		347,838		347,838				0
8152	Vehicle Purchase Recoup			-878,500	-878,500		153,301		153,301				0
8152	Vehicle Purchase Recoup				0			-701,500	-701,500				0
	SUB TOTAL	548,230	501,139	-878,500	170,869	548,229			347,868	347,868			369,386
	MULLALOO BEACH FORESHORE ENHANCEMENT RESERVE												
8411	Opening Balance	0			0	0			0	0			0
8412	Transfer to Reserve - Interest Earned				0				0				0
8412	Transfer to Reserve				0				0				0
8412	Works Expenditure				0				0				0
	SUB TOTAL	0	0	0	0	0	0	0	0	0			0
Restricted	OCEAN REEF LAUNCHING FACILITY RESERVE												
8261	Opening Balance	155,991			155,991	155,991			155,991	155,991			155,991
8262	Transfer to Reserve - Interest Earned				0				0		0		0
8262	Government Grant		700,000		700,000								
8262	Transfer to Reserve		200,000		200,000								
8262	Concept design and structural Plan			-1,030,645	-1,030,645		0	0	0			-155,991	-155,991
	SUB TOTAL	155,991	900,000	-1,030,645	25,346	155,991	0	0	155,991	155,991			0

ACCOUNT NUMBER	PARTICULARS	Budget 05/06				Forecast 05/06				Budget 06/07			
		BALANCE	TRANSFERS	TRANSFERS	Closing Bal	BALANCE	Projected		Closing Bal	BALANCE	Projected		Closing Bal
		1 July 2005	IN	OUT	30/06/2006	1 July 2005	TFR IN	TFR OUT	30/06/2006	1 July 2006	TFR IN	TFR OUT	30/06/2007
		\$	\$	\$	\$	\$	\$	\$	\$	\$	\$	\$	\$
Unrestricted	CULTURAL FACILITY RESERVE												
8268	Opening Balance	1,748,709			1,748,709	1,748,709			1,748,709	1,330,507			1,330,507
8269	Transfer to Reserve - Interest Earned				0				0		63,882		63,882
8269	Transfer to Reserves				0				0				0
8269	Land Purchase			-518,672	-518,672				0			-595,500	-595,500
8269	Road Work			-401,828	-401,828			-418,202	-418,202				0
8269	Landscape			-266,944	-266,944				0				0
	SUB TOTAL	1,748,709	0	-1,187,444	561,265	1,748,709	0		1,330,507	1,330,507			798,889
Unrestricted	PLANT REPLACEMENT RESERVE												
8271	Opening Balance	999,795			999,795	999,794			999,794	932,028			932,028
8272	Transfer to Reserve - Interest Earned				0				0		57,651		57,651
8272	Transfer to Reserves (Capital Charge)		402,034		402,034		402,034		402,034				0
8272	Plant Purchase Recoup			-617,500	-617,500			-469,800	-469,800				0
	SUB TOTAL	999,795	402,034	-617,500	784,329	999,794			932,028	932,028			989,679
Restricted	RATE REVALUATION RESERVE												
8301	Opening Balance	130,000			130,000	130,000			130,000	145,000			145,000
8302	Transfer to Reserve - Interest Earned				0				0		13,454		13,454
8302	Transfer to Reserves		165,000		165,000		210,000		210,000		145,000		145,000
8302	Transfers from Reserves			-195,000	-195,000			-195,000	-195,000				0
	SUB TOTAL	130,000	165,000	-195,000	100,000	130,000			145,000	145,000			303,454
Restricted	SECTION 20A LAND RESERVE												
8331	Opening Balance	31,792			31,792	31,792			31,792	31,792			31,792
8332	Transfer to Reserve - Interest Earned				0				0		1,967		1,967
8332	Transfer to Reserves				0				0				0
8332	Works Expenditure				0				0				0
	SUB TOTAL	31,792	0	0	31,792	31,792	0	0	31,792	31,792			33,759
	SORRENTO BEACH FORESHORE ENHANCEMENT RESERVE												
8421	Opening Balance	900,000			900,000	828,295			828,295	0			0
8422	Transfer to Reserve - Interest Earned				0				0				0
8422	Transfer to Reserve		900,000		900,000				0				0
8422	Sorrento Beach Enhancement Project			-1,800,000	-1,800,000			-828,295	-828,295				0
	SUB TOTAL	900,000	900,000	-1,800,000	0	828,295	0		0	0			0
Restricted	SPECIFIED AREA RATING - HARBOUR RISE RESERVE												
8321	Opening Balance	13,051			13,051	13,051			13,051	0			0
8322	Transfer to Reserve - Interest Earned				0				0				0
8322	Transfer to Reserve				0				0				0
8322	Works Expenditure			-13,051	-13,051			-13,051	-13,051				0
	SUB TOTAL	13,051	0	-13,051	0	13,051	0		0	0			0

ACCOUNT NUMBER	PARTICULARS	Budget 05/06				Forecast 05/06				Budget 06/07			
		BALANCE	TRANSFERS	TRANSFERS	Closing Bal	BALANCE	Projected		Closing Bal	BALANCE	Projected		Closing Bal
		1 July 2005	IN	OUT	30/06/2006	1 July 2005	TFR IN	TFR OUT	30/06/2006	1 July 2006	TFR IN	TFR OUT	30/06/2007
		\$	\$	\$	\$	\$	\$	\$	\$	\$	\$	\$	\$
Restricted	SPECIFIED AREA RATING - ILUKA RESERVE												
8311	Opening Balance	113,479			113,479	113,479			113,479	0			0
8312	Transfer to Reserve - Interest Earned				0				0				0
8312	Transfer to Reserve				0				0				0
8312	Works Expenditure			-113,479	-113,479			-113,479	-113,479				0
	SUB TOTAL	113,479	0	-113,479	0	113,479	0		0	0			0
	STRATEGIC ASSET MANAGEMENT RESERVE												
8431	Opening Balance	1,192,594			1,192,594	1,192,594			1,192,594	1,631,158			1,631,158
8432	Transfer to Reserve - Interest Earned								0		221,515		221,515
8432	Transfer to Reserve-Operating Surplus		438,564		438,564		438,564		438,564		3,900,000		3,900,000
8432	Transfer to Reserve-Woodvale Land Sales		470,000		470,000				0				0
8432	Transfer to Reserve Normal Allocation		900,000		900,000				0				0
8432	Works Expenditure				0				0				0
	SUB TOTAL	1,192,594	1,808,564	0	3,001,158	1,192,594		0	1,631,158	1,631,158			5,752,673
Restricted	TOWN PLANNING SCHEME NO 10 (REVOKED) RESERVE												
8341	Opening Balance	430,077			430,077	430,076			430,076	221,398			221,398
8342	Transfer to Reserve - Interest Earned				0				0		13,695		13,695
8342	Moolanda Boulevard- Kingsley			-67,000	-67,000			-67,000	-67,000				0
8342	Creaney Drive -Kingsley			-79,800	-79,800			-79,800	-79,800				0
8342	Yellogonga			-61,878	-61,878			-61,878	-61,878				0
	SUB TOTAL	430,077	0	-208,678	221,399	430,076	0		221,398	221,398			235,093
Restricted	WANNEROO BICENTENNIAL TRUST RESERVE												
8381	Opening Balance	12,500			12,500	12,500			12,500	12,500			12,500
8382	Transfer to Reserve - Interest Earned				0				0		773		773
8382	Transfer to Reserve				0				0				0
8382	Works Expenditure				0				0				0
	SUB TOTAL	12,500	0	0	12,500	12,500	0	0	12,500	12,500			13,273
	GRAND TOTAL	22,132,461	12,075,873	-20,764,314	13,444,020	22,060,754	9,471,213	-10,459,629	21,072,338	21,072,338	5,603,787	-9,137,192	17,538,933

Schedule of Fees and Charges 2006-07

DESCRIPTION	Basis of Charge	GST Y/N	PROPOSED Fee (Before GST) 06/07	GST	GROSS Proposed Fee (After GST) 06/07	GROSS Current Fee (inc GST) 05/06
Community Development Services						
Community Buses						
User Fees						
Fees - one way	Per person per trip	Y	\$ 1.09	\$ 0.11	\$ 1.20	\$ 1.15
Fees - return	Per person per trip	Y	\$ 2.18	\$ 0.22	\$ 2.40	\$ 2.30
Service Fees - Hire of Bus						
21 & 29 seater	Per km	Y	\$ 2.27	\$ 0.23	\$ 2.50	\$ 2.40
Duncraig Leisure Centre						
Duncraig Leisure Centre						
Function Staff - After Hours	Rate per hour	Y	\$ 31.82	\$ 3.18	\$ 35.00	\$ 31.00
Set Up/Pulldown	Per booking	Y	\$ 31.82	\$ 3.18	\$ 35.00	\$ 31.00
Service Fees - Creche		Y				
Fees - additional children in Each family	Up to 2 hours	Y	\$ 2.45	\$ 0.25	\$ 2.70	\$ 2.50
Fees - 1st Child	Up to 2 hours	Y	\$ 2.91	\$ 0.29	\$ 3.20	\$ 3.00
Room Hire						
Bond Commercial		N	\$ 500.00	\$ -	\$ 500.00	\$ 500.00
Bond Function		N	\$ 300.00	\$ -	\$ 300.00	\$ 300.00
Committee Room - Commercial	Rate per hour	Y	\$ 11.82	\$ 1.18	\$ 13.00	\$ 12.50
Committee Room - Community	Rate per hour	Y	\$ 5.95	\$ 0.60	\$ 6.55	\$ 6.30
Creche/Playgroup/Workshop/Craftroom - Commercial	Rate per hour	Y	\$ 17.27	\$ 1.73	\$ 19.00	\$ 18.30
Creche/Playgroup/Workshop/Craftroom -Community	Rate per hour	Y	\$ 8.68	\$ 0.87	\$ 9.55	\$ 9.20
Sports Hall 1 - Commercial	Rate per hour	Y	\$ 51.05	\$ 5.10	\$ 56.15	\$ 54.00
Sports Hall 1 - Community	Rate per hour	Y	\$ 25.55	\$ 2.55	\$ 28.10	\$ 27.00
Sports Hall 1 - Schools	Rate per hour	Y	\$ 19.55	\$ 1.95	\$ 21.50	\$ 20.30
Studio - Commercial	Rate per hour	Y	\$ 28.82	\$ 2.88	\$ 31.70	\$ 30.50
Studio - Community	Rate per hour	Y	\$ 14.45	\$ 1.45	\$ 15.90	\$ 15.30
Service Fees - Gym						
1/2 Hour Personal Training (Members)	Rate Per session	Y	\$ 29.55	\$ 2.95	\$ 32.50	\$ 30.00
1/2 Hour Personal Training (Non-Members)	Rate Per session	Y	\$ 36.36	\$ 3.64	\$ 40.00	\$ 36.00
Appraisal	Rate per hour	Y	NA	10%	NA	\$ 60.00
Casual Gym	Rate per hour	Y	\$ 6.36	\$ 0.64	\$ 7.00	\$ 6.40
Program	Rate per hour	Y	NA	10%	NA	\$ 60.00
Service Fees - Membership (Gym & Group Fitness)						
Direct Debit - Membership	Per month	Y	\$ 34.64	\$ 3.46	\$ 38.10	\$ 36.75
Membership 1 month		Y	\$ 58.18	\$ 5.82	\$ 64.00	\$ 61.80
Membership 12 month		Y	\$ 385.45	\$ 38.55	\$ 424.00	\$ 411.00
Membership 3 month		Y	\$ 154.55	\$ 15.45	\$ 170.00	\$ 164.80
Service Fees - Sports						
Badminton Court Hire	Rate per hour	Y	\$ 10.00	\$ 1.00	\$ 11.00	\$ 10.00
Casual Basketball	Rate per hour	Y	\$ 2.27	\$ 0.23	\$ 2.50	\$ 2.10
Game Fees (Juniors)	Per team/week	Y	\$ 30.91	\$ 3.09	\$ 34.00	\$ 31.00
Game Fees (Seniors)	Per team/week	Y	\$ 41.82	\$ 4.18	\$ 46.00	\$ 43.00
Shuttlecock - Sale Only	Each	Y	\$ 2.73	\$ 0.27	\$ 3.00	\$ 2.50
Social Badminton	Rate per hour	Y	\$ 6.55	\$ 0.65	\$ 7.20	\$ 6.70
Service Fees - Group Fitness						
Aerobics/Gold Circuit/Power Hour	Rate per hour	Y	\$ 6.36	\$ 0.64	\$ 7.00	\$ 6.40
Group Fitness Casual	Per hour	Y	\$ 6.36	\$ 0.64	\$ 7.00	\$ 6.40
School Discount Instructor	Rate per hour	Y	\$ 72.73	\$ 7.27	\$ 80.00	\$ 60.00
Yoga 1.5 Hours	Rate per 1.5 hours	Y	NA	10%	NA	\$ 9.30
Service Fees - Hire Fees						
Badminton Racquet Hire	Rate per racquet	Y	\$ 3.18	\$ 0.32	\$ 3.50	\$ 3.30
Ball Hire (Basketball, Soccer and Netball)	Rate per hour	Y	\$ 3.18	\$ 0.32	\$ 3.50	\$ 3.10
Ball Hire Deposit (Basketball, Soccer and Netball)	Per ball	Y	\$ 18.18	\$ 1.82	\$ 20.00	\$ 20.00
CD Players, TV/VCR	Per hour	Y	NA	10%	NA	\$ 10.00
CD Players, TV/VCR Deposit	Per session	Y	NA	10%	NA	\$ 50.00
Gymnastic Equipment	Each	Y	NA	10%	NA	\$ 5.00
Gymnastic Equipment Bond	Per hire	Y	NA	10%	NA	\$ 20.00
Racquet Deposit	Per racquet	Y	\$ 18.18	\$ 1.82	\$ 20.00	\$ 20.00
Heathridge Leisure Centre						
Facility Hire						
Bond - Commercial		N	\$ 500.00	\$ -	\$ 500.00	\$ 500.00
Bond - Function		N	\$ 300.00	\$ -	\$ 300.00	\$ 300.00
Pottery/Playgroup/Crèche - Commercial	Rate per hour	Y	\$ 17.45	\$ 1.75	\$ 19.20	\$ 18.30
Pottery/Playgroup/Crèche - Community	Rate per hour	Y	\$ 8.68	\$ 0.87	\$ 9.55	\$ 9.20
Rooms 1/2/5 - Commercial	Rate per hour	Y	\$ 17.45	\$ 1.75	\$ 19.20	\$ 18.30
Facility Hire						

Rooms 1/2/5 - Community	Rate per hour	Y	\$ 8.68	\$ 0.87	\$ 9.55	\$ 9.20
Rooms 3,4, Function, Joyce Donley - Community	Rate per hour	Y	\$ 14.45	\$ 1.45	\$ 15.90	\$ 15.30
Rooms 3,4, Function, Joyce Donley -Commercial	Rate per hour	Y	\$ 28.82	\$ 2.88	\$ 31.70	\$ 30.50
Sports Hall 1 - Community	Rate per hour	Y	\$ 25.55	\$ 2.55	\$ 28.10	\$ 27.00
Sports Hall 1 - School	Rate per hour	Y	\$ 19.18	\$ 1.92	\$ 21.10	\$ 20.30
Sports Hall 1 - Commercial	Rate per hour	Y	\$ 51.05	\$ 5.10	\$ 56.15	\$ 54.00
Service Fees - Hire Fees						
Badminton Racquet Hire	Rate per racquet	Y	\$ 3.18	\$ 0.32	\$ 3.50	\$ 3.30
Ball Hire (Basketball, Soccer and Netball)	Rate per hour	Y	\$ 3.18	\$ 0.32	\$ 3.50	\$ 3.10
Ball Hire Deposit (Basketball, Soccer and Netball)	Per ball	Y	\$ 18.18	\$ 1.82	\$ 20.00	\$ 20.00
CD Players, TV/VCR	Per hour	Y	NA	10%	NA	\$ 10.00
CD Players, TV/VCR Deposit	Per session	Y	NA	10%	NA	\$ 50.00
Gymnastic Equipment	Each	Y	NA	10%	NA	\$ 5.00
Gymnastic Equipment Bond	Per hire	Y	NA	10%	NA	\$ 20.00
Racquet Deposit	Per racquet	Y	\$ 18.18	\$ 1.82	\$ 20.00	\$ 20.00
Shuttlecock - Sale Only	Each	Y	\$ 2.73	\$ 0.27	\$ 3.00	\$ 2.50
Service Fees - Sports						
Badminton Court Hire	Per hour	Y	\$ 10.00	\$ 1.00	\$ 11.00	\$ 10.00
Casual Basketball		Y	\$ 2.27	\$ 0.23	\$ 2.50	\$ 2.10
Game Fees (Juniors)		Y	\$ 30.91	\$ 3.09	\$ 34.00	\$ 31.00
Game Fees (Seniors)		Y	\$ 41.82	\$ 4.18	\$ 46.00	\$ 43.00
Social Badminton		Y	\$ 6.55	\$ 0.65	\$ 7.20	\$ 6.70
Joondalup Leisure Centres						
Joondalup Leisure Centre						
Function Staff - After Hours	Rate per hour	Y	\$ 31.82	\$ 3.18	\$ 35.00	\$ 31.00
Set Up/Pulldown	Per booking	Y	\$ 31.82	\$ 3.18	\$ 35.00	\$ 31.00
Facility Hire						
Group Fitness Class Plus Instructor	Rate per hour	Y	\$ 72.73	\$ 7.27	\$ 80.00	\$ 60.00
Wellness Room - Commercial (including facilities)	Rate per hour	Y	\$ 52.09	\$ 5.21	\$ 57.30	\$ 55.10
Wellness Room - Commercial (rooms only)	Rate per hour	Y	\$ 33.09	\$ 3.31	\$ 36.40	\$ 35.00
Wellness Room - Community (including facilities)	Rate per hour	Y	\$ 26.09	\$ 2.61	\$ 28.70	\$ 27.60
Wellness Room - Community (rooms only)	Rate per hour	Y	\$ 16.55	\$ 1.65	\$ 18.20	\$ 17.50
Bond - Commercial		Y	\$ 454.55	\$ 45.45	\$ 500.00	\$ 500.00
Bond - Function		Y	\$ 272.73	\$ 27.27	\$ 300.00	\$ 300.00
Crèche - Commercial	Rate per hour	Y	\$ 29.41	\$ 2.94	\$ 32.35	\$ 31.10
Crèche - Community	Rate per hour	Y	\$ 14.77	\$ 1.48	\$ 16.25	\$ 15.60
Creche - Schools	Rate per hour	Y	\$ 11.09	\$ 1.11	\$ 12.20	\$ 11.70
Foyer Area - Commercial	Rate per hour	Y	\$ 52.09	\$ 5.21	\$ 57.30	\$ 55.10
Foyer Area - Community	Rate per hour	Y	\$ 26.09	\$ 2.61	\$ 28.70	\$ 27.60
Function Room - Commercial	Rate per hour	Y	\$ 57.00	\$ 5.70	\$ 62.70	\$ 60.30
Function Room - Community	Rate per hour	Y	\$ 28.45	\$ 2.85	\$ 31.30	\$ 30.10
Function Room - Schools	Rate per hour	Y	\$ 21.36	\$ 2.14	\$ 23.50	\$ 22.60
Function Staff - After Hours	Rate per hour	Y	\$ 31.82	\$ 3.18	\$ 35.00	\$ 31.00
Group Fitness Studio - Commercial (including facilities)	Rate per hour	Y	\$ 52.09	\$ 5.21	\$ 57.30	\$ 55.10
1/2 Group Fitness Studio - Commercial (including facilities)	Rate per hour	Y	\$ 26.05	\$ 2.60	\$ 28.65	NA
Group Fitness Studio - Commercial (rooms only)	Rate per hour	Y	\$ 33.09	\$ 3.31	\$ 36.40	\$ 35.00
1/2 Group Fitness Studio - Commercial (rooms only)	Rate per hour	Y	\$ 16.55	\$ 1.65	\$ 18.20	NA
Group Fitness Studio - Community (including facilities)	Rate per hour	Y	\$ 26.09	\$ 2.61	\$ 28.70	\$ 27.60
1/2 Group Fitness Studio - Community (including facilities)	Rate per hour	Y	\$ 13.05	\$ 1.30	\$ 14.35	NA
Group Fitness Studio - Community (rooms only)	Rate per hour	Y	\$ 16.55	\$ 1.65	\$ 18.20	\$ 17.50
1/2 Group Fitness Studio - Community (rooms only)	Rate per hour	Y	\$ 8.27	\$ 0.83	\$ 9.10	NA
Setup/Pull Down	Per booking	Y	\$ 31.82	\$ 3.18	\$ 35.00	\$ 31.00
Sports Hall 1 - Commercial	Rate per hour	Y	\$ 62.86	\$ 6.29	\$ 69.15	\$ 66.50
Sports Hall 1 - Community	Rate per hour	Y	\$ 31.50	\$ 3.15	\$ 34.65	\$ 33.30
Sports Hall 1 - Half Court - Commercial	Rate per hour	Y	\$ 31.50	\$ 3.15	\$ 34.65	\$ 33.30
Sports Hall 1 - Half Court - Community	Rate per hour	Y	\$ 15.68	\$ 1.57	\$ 17.25	\$ 16.60
Sports Hall 1 - Half Court - Schools	Rate per hour	Y	\$ 11.82	\$ 1.18	\$ 13.00	\$ 12.50
Sports Hall 1 - Schools (between 8:30am and 3:30pm)		Y	\$ 23.64	\$ 2.36	\$ 26.00	\$ 25.00
Sports Hall 2, 3 & 4 - Commercial	Rate per hour	Y	\$ 57.00	\$ 5.70	\$ 62.70	\$ 60.30
Sports Hall 2, 3 & 4 - Half Court - Commercial	Rate/hour	Y	\$ 28.45	\$ 2.85	\$ 31.30	\$ 30.10
Sports Hall 2, 3 & 4 - Half Court - Community	Rate/hour	Y	\$ 14.27	\$ 1.43	\$ 15.70	\$ 15.10
Sports Hall 2, 3 & 4 - Half Court - Schools	Rate/hour	Y	\$ 10.68	\$ 1.07	\$ 11.75	\$ 11.30
Sports Hall 2, 3 & 4 - Regular Community	Rate per hour	Y	\$ 28.45	\$ 2.85	\$ 31.30	\$ 30.10
Sports Hall 2, 3 & 4 - Schools	Rate/hour	Y	\$ 21.36	\$ 2.14	\$ 23.50	\$ 22.60
Facility Hire						
Sports Room - Commercial	Rate per hour	Y	\$ 14.18	\$ 1.42	\$ 15.60	\$ 15.00
Sports Room - Community	Rate per hour	Y	\$ 7.09	\$ 0.71	\$ 7.80	\$ 7.50
Sports Room - Schools	Rate per hour	Y	\$ 5.27	\$ 0.53	\$ 5.80	\$ 5.60
Storage Fees - Commercial Groups	Rate per square meter/month	Y	\$ 4.73	\$ 0.47	\$ 5.20	\$ 5.00

Joondalup Leisure Centres						
Fees & Charges						
New Programs/Events - Schedule of Fees (Maximum 11 Week Term)	Schedule 1	Y	\$ 5.45	\$ 0.55	\$ 6.00	\$ 1.00
New Programs/Events - Schedule of Fees (Maximum 11 Week Term)	Schedule 2	Y	\$ 10.91	\$ 1.09	\$ 12.00	\$ 2.00
New Programs/Events - Schedule of Fees (Maximum 11 Week Term)	Schedule 3	Y	\$ 16.36	\$ 1.64	\$ 18.00	\$ 3.00
New Programs/Events - Schedule of Fees (Maximum 11 Week Term)	Schedule 4	Y	\$ 21.82	\$ 2.18	\$ 24.00	\$ 4.00
New Programs/Events - Schedule of Fees (Maximum 11 Week Term)	Schedule 5	Y	\$ 27.27	\$ 2.73	\$ 30.00	\$ 5.00
New Programs/Events - Schedule of Fees (Maximum 11 Week Term)	Schedule 6	Y	\$ 32.73	\$ 3.27	\$ 36.00	\$ 6.00
New Programs/Events - Schedule of Fees (Maximum 11 Week Term)	Schedule 7	Y	\$ 38.18	\$ 3.82	\$ 42.00	\$ 7.00
New Programs/Events - Schedule of Fees (Maximum 11 Week Term)	Schedule 8	Y	\$ 43.64	\$ 4.36	\$ 48.00	\$ 8.00
New Programs/Events - Schedule of Fees (Maximum 11 Week Term)	Schedule 9	Y	\$ 49.09	\$ 4.91	\$ 54.00	\$ 9.00
New Programs/Events - Schedule of Fees (Maximum 11 Week Term)	Schedule 10	Y	\$ 45.45	\$ 4.55	\$ 50.00	\$ 10.00
New Programs/Events - Schedule of Fees (Maximum 11 Week Term)	Schedule 11	Y	\$ 60.00	\$ 6.00	\$ 66.00	\$ 15.00
New Programs/Events - Schedule of Fees (Maximum 11 Week Term)	Schedule 12	Y	\$ 65.45	\$ 6.55	\$ 72.00	\$ 20.00
New Programs/Events - Schedule of Fees (Maximum 11 Week Term)	Schedule 13	Y	\$ 70.91	\$ 7.09	\$ 78.00	\$ 25.00
New Programs/Events - Schedule of Fees (Maximum 11 Week Term)	Schedule 14	Y	\$ 76.36	\$ 7.64	\$ 84.00	\$ 30.00
New Programs/Events - Schedule of Fees (Maximum 11 Week Term)	Schedule 15	Y	\$ 81.82	\$ 8.18	\$ 90.00	\$ 35.00
New Programs/Events - Schedule of Fees (Maximum 11 Week Term)	Schedule 16	Y	\$ 87.27	\$ 8.73	\$ 96.00	\$ 40.00
New Programs/Events - Schedule of Fees (Maximum 11 Week Term)	Schedule 17	Y	\$ 92.73	\$ 9.27	\$ 102.00	\$ 45.00
New Programs/Events - Schedule of Fees (Maximum 11 Week Term)	Schedule 18	Y	\$ 98.18	\$ 9.82	\$ 108.00	\$ 50.00
New Programs/Events - Schedule of Fees (Maximum 11 Week Term)	Schedule 19	Y	\$ 103.64	\$ 10.36	\$ 114.00	\$ 55.00
New Programs/Events - Schedule of Fees (Maximum 11 Week Term)	Schedule 20	Y	\$ 109.09	\$ 10.91	\$ 120.00	\$ 60.00
New Programs/Events - Schedule of Fees (Maximum 11 Week Term)	Schedule 21	Y	\$ 114.55	\$ 11.45	\$ 126.00	\$ 65.00
New Programs/Events - Schedule of Fees (Maximum 11 Week Term)	Schedule 22	Y	\$ 120.00	\$ 12.00	\$ 132.00	\$ 70.00
New Programs/Events - Schedule of Fees (Maximum 11 Week Term)	Schedule 23	Y	\$ 125.45	\$ 12.55	\$ 138.00	\$ 75.00
New Programs/Events - Schedule of Fees (Maximum 11 Week Term)	Schedule 24	Y	\$ 130.91	\$ 13.09	\$ 144.00	\$ 80.00
New Programs/Events - Schedule of Fees (Maximum 11 Week Term)	Schedule 25	Y	\$ 136.36	\$ 13.64	\$ 150.00	\$ 85.00
New Programs/Events - Schedule of Fees (Maximum 11 Week Term)	Schedule 26	Y	\$ 141.82	\$ 14.18	\$ 156.00	\$ 90.00
New Programs/Events - Schedule of Fees (Maximum 11 Week Term)	Schedule 27	Y	\$ 147.27	\$ 14.73	\$ 162.00	\$ 95.00
New Programs/Events - Schedule of Fees (Maximum 11 Week Term)	Schedule 28	Y	\$ 152.73	\$ 15.27	\$ 168.00	\$ 100.00
New Programs/Events - Schedule of Fees (Maximum 11 Week Term)	Schedule 29	Y	\$ 158.18	\$ 15.82	\$ 174.00	\$ 105.00
New Programs/Events - Schedule of Fees (Maximum 11 Week Term)	Schedule 30	Y	\$ 163.64	\$ 16.36	\$ 180.00	\$ 110.00
New Programs/Events - Schedule of Fees (Maximum 11 Week Term)	Schedule 31	Y	\$ 169.09	\$ 16.91	\$ 186.00	\$ 115.00
New Programs/Events - Schedule of Fees (Maximum 11 Week Term)	Schedule 32	Y	\$ 174.55	\$ 17.45	\$ 192.00	\$ 120.00
New Programs/Events - Schedule of Fees (Maximum 11 Week Term)	Schedule 33	Y	\$ 180.00	\$ 18.00	\$ 198.00	\$ 125.00
New Programs/Events - Schedule of Fees (Maximum 11 Week Term)	Schedule 34	Y	\$ 185.45	\$ 18.55	\$ 204.00	\$ 130.00
Fees & Charges						
New Programs/Events - Schedule of Fees (Maximum 11 Week Term)	Schedule 35	Y	\$ 190.91	\$ 19.09	\$ 210.00	\$ 135.00
New Programs/Events - Schedule of Fees (Maximum 11 Week Term)	Schedule 36	Y	\$ 196.36	\$ 19.64	\$ 216.00	\$ 140.00
New Programs/Events - Schedule of Fees (Maximum 11 Week Term)	Schedule 37	Y	\$ 201.82	\$ 20.18	\$ 222.00	\$ 145.00
New Programs/Events - Schedule of Fees (Maximum 11 Week Term)	Schedule 38	Y	\$ 207.27	\$ 20.73	\$ 228.00	\$ 150.00
Joondalup Leisure Centres						
Service Fees - Aquatics (after pool opens)						

Adult Swim - 10 passes (10%)		Y	\$ 36.00	\$ 3.60	\$ 39.60	\$ 36.90
Adult Swim - 20 passes (12.5%)		Y	\$ 70.00	\$ 7.00	\$ 77.00	\$ 71.80
Adult Swim - 40 passes (15%)		Y	\$ 136.00	\$ 13.60	\$ 149.60	\$ 139.40
Adult Swim - Single	Per person	Y	\$ 4.00	\$ 0.40	\$ 4.40	\$ 4.10
Adult Swim - Single CoJ 25% Discount	Per person	Y	\$ 3.00	\$ 0.30	\$ 3.30	\$ 3.70
Birthday Party	Per child, 2 parents included free	Y	\$ 11.36	\$ 1.14	\$ 12.50	\$ 11.50
Carer/Aide - Special Needs	Per person	Y	Free	\$ -	Free	NA
Carnival Entry	Per child per session	Y	\$ 2.09	\$ 0.21	\$ 2.30	\$ 2.30
Carnival Spectator	Per person	Y	\$ 1.36	\$ 0.14	\$ 1.50	\$ 1.50
Child Swim - 10 passes (10%)		Y	\$ 25.36	\$ 2.54	\$ 27.90	\$ 25.20
Child Swim - 20 passes (10%)		Y	\$ 49.32	\$ 4.93	\$ 54.25	\$ 49.00
Child Swim - 40 passes (15%)		Y	\$ 95.82	\$ 9.58	\$ 105.40	\$ 95.20
Child Swim (6yrs to 17yrs) Single *HS Student Card Only (non-resident)	Per person	Y	\$ 2.82	\$ 0.28	\$ 3.10	\$ 2.80
Child Swim (6yrs to 17yrs) Single *HS Student Card Only CoJ 25% Discount	Per person	Y	\$ 2.14	\$ 0.21	\$ 2.35	\$ 2.50
Children 2 yrs to 5 yrs	Per person	Y	\$ 1.36	\$ 0.14	\$ 1.50	
Children Under 2 yrs	Per person	Y	Free	\$ -	Free	Free
Equipment Hire - Kickboard	Each	Y	\$ 1.82	\$ 0.18	\$ 2.00	
Family Swim (2 Adults + 2 Children) Weekends and Public Holidays	Per entry	Y	\$ 10.91	\$ 1.09	\$ 12.00	\$ 11.00
Lane Hire - Commercial		Y	\$ 11.82	\$ 1.18	\$ 13.00	\$ 13.00
Lane Hire - Community		Y	\$ 8.18	\$ 0.82	\$ 9.00	\$ 9.00
Lane Hire - Schools		Y	\$ 6.14	\$ 0.61	\$ 6.75	\$ 6.75
Locker Membership	Per month	Y	\$ 6.82	\$ 0.68	\$ 7.50	\$ 7.50
Pool Monster Hire - includes 1 staff member for 2 hours		Y	\$ 104.09	\$ 10.41	\$ 114.50	\$ 50.00
Pool Party	Per person	Y	\$ 4.73	\$ 0.47	\$ 5.20	\$ 5.00
Spa Lounge - 10 passes (10%)		Y	\$ 69.55	\$ 6.95	\$ 76.50	\$ 67.50
Spa Lounge - 20 passes (12.5%)		Y	\$ 135.23	\$ 13.52	\$ 148.75	\$ 131.20
Spa Lounge - 40 passes (15%)		Y	\$ 262.73	\$ 26.27	\$ 289.00	\$ 255.00
Spa Lounge - after Aquafitness Class	Per person	Y	\$ 2.73	\$ 0.27	\$ 3.00	\$ 2.00
Spa Lounge - Single	Per person	Y	\$ 7.73	\$ 0.77	\$ 8.50	\$ 7.50
Spa Lounge - Single CofJ 25% Discount	Per person	Y	\$ 5.82	\$ 0.58	\$ 6.40	\$ 6.80
Vacation Swimming	Per child per session	Y	\$ 2.09	\$ 0.21	\$ 2.30	\$ 2.30
Vacation Swimming - 10 passes		Y	\$ 19.09	\$ 1.91	\$ 21.00	\$ 21.00
Service Fees - Learn to Swim Program						
Adult	Per person	Y	\$ 95.45	\$ 9.55	\$ 105.00	\$ 95.00
Infants	Per child, includes 1 parent entry	Y	\$ 77.27	\$ 7.73	\$ 85.00	\$ 75.00
One on One	Per person	Y	\$ 29.55	\$ 2.95	\$ 32.50	\$ 30.00
Parent/Child	Per child, includes 1 parent entry	Y	\$ 77.27	\$ 7.73	\$ 85.00	\$ 75.00
Pre-school	Per child, includes 1 parent entry	Y	\$ 95.45	\$ 9.55	\$ 105.00	\$ 95.00
School Age	Per child, includes 1 parent entry	Y	\$ 95.45	\$ 9.55	\$ 105.00	\$ 95.00
Vacation Swim (Centre Run) - 10 visits		Y	NA	\$ -	NA	\$ 70.00
Vacation Swim (Centre Run) - 5 visits		Y	\$ 40.91	\$ 4.09	\$ 45.00	\$ 35.00
Service Fees - Swim Squad						
Casual Session	Per child	Y	\$ 10.00	\$ 1.00	\$ 11.00	NA
10 passes		Y	NA	\$ -	NA	\$ 73.80
1st Child		Y	NA	\$ -	NA	\$ 81.30
2nd Child		Y	NA	\$ -	NA	\$ 74.50
3rd Child		Y	NA	\$ -	NA	\$ 69.70
Per month (More than 6 sessions per week)	Per child	Y	\$ 90.00	\$ 9.00	\$ 99.00	NA
Per month (Up to 3 sessions per week)	Per child	Y	\$ 61.82	\$ 6.18	\$ 68.00	NA
Per month (Up to 4 to 5 sessions per week)	Per child	Y	\$ 75.45	\$ 7.55	\$ 83.00	NA
Service Fees - Creche						
1st Child	Up to 2 hours	Y	\$ 2.91	\$ 0.29	\$ 3.20	\$ 3.00
Additional children in Each family	Up to 2 hours	Y	\$ 2.45	\$ 0.25	\$ 2.70	\$ 2.50
Service Fees - Discounts						
City of Joondalup Highschool Student Discount		Y	25% of Prescribed Fee before GST	10%	25% of Prescribed Fee after GST	10%
City of Joondalup Schools Discount (off Community Rate)		Y	25% of Prescribed Fee before GST	10%	25% of Prescribed Fee after GST	25%
City of Joondalup Seniors/Concession Card Holder Discount		Y	25% of Prescribed Fee before GST	10%	25% of Prescribed Fee after GST	10%
Service Fees - Gold Horizon (after pool opens)						
Membership 12 Months (Fixed for 3 yrs from opening date)	12 months	Y	\$ 568.18	\$ 56.82	\$ 625.00	\$ 625.00
Membership 12 Months - Direct Debit (fixed for 3 yrs from opening date)	Per month - 12 month contract	Y	\$ 49.82	\$ 4.98	\$ 54.80	\$ 54.60
Service Fees - GOLDFITNESS						
Membership 1 month	Per month	Y	\$ 56.73	\$ 5.67	\$ 62.40	\$ 60.00
Membership 12 months	per 12 months	Y	\$ 377.27	\$ 37.73	\$ 415.00	\$ 399.00
Membership 12 months - Direct Debit	Per month - 12 months contract	Y	\$ 33.95	\$ 3.40	\$ 37.35	\$ 35.75
Membership 3 months	Per 3 months	Y	\$ 151.27	\$ 15.13	\$ 166.40	\$ 160.00

Service Fees - Group Fitness							
Aerobics	Rate per hour	Y	\$ 8.64	\$ 0.86	\$ 9.50	\$ 8.50	
Aquarobics (when pool opens)	Rate per hour	Y	\$ 8.64	\$ 0.86	\$ 9.50	\$ 8.50	
Service Fees - Gym							
1/2 Hour Personal Training (Members)	Rate per session	Y	\$ 29.55	\$ 2.95	\$ 32.50	\$ 30.00	
1/2 Hour Personal Training (Members) 10 pack 10% discount	Rate per 10 1/2 hour sessions	Y	\$ 265.09	\$ 26.51	\$ 291.60	\$ 270.00	
1/2 hour Personal Training (Members) 20 Pack 12.5% Discount	Rate per 20 half hour sessions	Y	\$ 515.45	\$ 51.55	\$ 567.00	\$ 525.00	
1/2 hour Personal Training (Members) 40 pack 15% Discount	Rate per 40 half hour sessions	Y	\$ 1,001.45	\$ 100.15	\$ 1,101.60	\$ 1,020.00	
1/2 Hour Personal Training (Non-Members)	Rate per hour	Y	\$ 36.36	\$ 3.64	\$ 40.00	\$ 36.00	
1/2 Hour Personal Training (Non-Members) - 10 pack 10% discount	Rate per 10 half hour sessions	Y	\$ 327.27	\$ 32.73	\$ 360.00	\$ 324.00	
1/2 Hour Personal Training (Non-Members) - 20 pack 12.5% discount	Rate per 20 half hour sessions	Y	\$ 636.36	\$ 63.64	\$ 700.00	\$ 630.00	
1/2 Hour Personal Training (Non-Members) - 40 pack 15 % discount	Rate per 40 half hour sessions	Y	\$ 1,236.36	\$ 123.64	\$ 1,360.00	\$ 1,224.00	
Appraisal	Rate/hour	Y	\$ 54.55	\$ 5.45	\$ 60.00	\$ 60.00	
Casual Gym	Rate per hour	Y	\$ 10.45	\$ 1.05	\$ 11.50	\$ 11.00	
Personal Training Cancellation	Rate per hour	Y	NA	\$ -	NA	\$ 30.00	
Program	Rate/hour	Y	\$ 54.55	\$ 5.45	\$ 60.00	\$ 60.00	
Service Fees - Holiday Program							
Holiday Program	Per day	Y	\$ 33.64	\$ 3.36	\$ 37.00	\$ 35.00	
Service Fees - Membership (Combo) (until pool opens)							
Membership - 12 Months - Direct Debit	Per month - 12 months contract	Y	\$ 42.73	\$ 4.27	\$ 47.00	\$ 47.00	
Membership 1 Month	1 month	Y	\$ 79.55	\$ 7.95	\$ 87.50	\$ 87.50	
Membership 12 Months	12 months	Y	\$ 486.36	\$ 48.64	\$ 535.00	\$ 535.00	
Membership 3 Months	3 months	Y	\$ 199.09	\$ 19.91	\$ 219.00	\$ 219.00	
Service Fees - Membership (Gym or Group Fitness)							
Membership 1 Month	1 month	Y	\$ 74.32	\$ 7.43	\$ 81.75	\$ 75.00	
Membership 12 Months	12 months	Y	\$ 454.55	\$ 45.45	\$ 500.00	\$ 458.00	
Membership 12 Months - Direct Debit	Monthly	Y	\$ 40.36	\$ 4.04	\$ 44.40	\$ 40.70	
Membership 3 Months	3 months	Y	\$ 179.27	\$ 17.93	\$ 197.20	\$ 181.00	
Service Fees - Membership Fees							
Cancellation of Direct Debit - between 6 and 12 months		Y	\$ 54.55	\$ 5.45	\$ 60.00	\$ 60.00	
Cancellation of Direct Debit - prior to 6 months		Y	\$ 109.09	\$ 10.91	\$ 120.00	\$ 120.00	
Declined Direct Debit Fee	Per declined transaction	N	\$ 12.00	\$ -	\$ 12.00	\$ 12.00	
Direct Debit Fee	Per month	Y	\$ 2.50	\$ 0.25	\$ 2.75	\$ 2.50	
Joondalup High School Student		Y	25% of Prescribed Fee before GST	10%	25% of Prescribed Fee after GST	25% of Prescribed Fee after GST	
Joondalup Resident Seniors Cardholder		Y	25% of Prescribed Fee before GST	10%	25% of Prescribed Fee after GST	25% of Prescribed Fee after GST	
Lost Card Fee	Per card	Y	\$ 5.00	\$ 0.50	\$ 5.50	\$ 5.50	
Membership Work Away (12 months only) upfront	12 months	Y	\$ 109.09	\$ 10.91	\$ 120.00	\$ 120.00	
Suspension Fee		Y	\$ 11.36	\$ 1.14	\$ 12.50	\$ 12.00	
Transfer Fee		Y	\$ 27.27	\$ 2.73	\$ 30.00	\$ 12.00	
Service Fees - Pro Shop							
Badminton Racquet Deposit	Rate per racquet	Y	\$ 18.18	\$ 1.82	\$ 20.00	\$ 20.00	
Badminton Racquet Hire	Rate per racquet	Y	\$ 3.18	\$ 0.32	\$ 3.50	\$ 3.10	
Ball Hire (Basketball, Soccer and Netball)	Rate per hour	Y	\$ 3.18	\$ 0.32	\$ 3.50	\$ 3.10	
Ball Hire Deposit (Basketball, Soccer and Netball)	Per ball	Y	\$ 18.18	\$ 1.82	\$ 20.00	\$ 20.00	
Shuttlecock - Sale Only	Each	Y	\$ 2.27	\$ 0.23	\$ 2.50	\$ 2.50	
Sunshelter Deposit	Per hire	N	\$ 50.00	\$ -	\$ 50.00	\$ 50.00	
Service Fees - Pro Shop							
Sunshelter hire	Per day	Y	\$ 29.09	\$ 2.91	\$ 32.00	\$ 30.00	
Service Fees - Special Events							
Gold Adventure	Per activity	Y	\$ 7.27	\$ 0.73	\$ 8.00	\$ 7.50	
Sports Camp	Per activity	Y	\$ 100.00	\$ 10.00	\$ 110.00	NA	
Sports Camp Early Bird	Per activity	Y	\$ 77.27	\$ 7.73	\$ 85.00	\$ 75.00	
Service Fees - Sports							
Badminton Court Hire	Rate per hour	Y	\$ 10.00	\$ 1.00	\$ 11.00	\$ 10.00	
Badminton Court Hire - Schools	Rate per hour	Y	\$ 7.09	\$ 0.71	\$ 7.80	\$ 7.50	
Badminton Tournament Entry	Per person/session	Y	\$ -	\$ -		\$ 6.70	
Casual Basketball	Rate per hour	Y	\$ 3.64	\$ 0.36	\$ 4.00	\$ 3.20	
Game Fees (Juniors)	Per team/week	Y	\$ 30.91	\$ 3.09	\$ 34.00	\$ 31.00	
Game Fees (Seniors)	Per team/week	Y	\$ 41.82	\$ 4.18	\$ 46.00	\$ 43.00	
Junior Badminton	Rate per hour	Y	\$ 3.45	\$ 0.35	\$ 3.80	\$ 3.60	
School Sports Challenge	Per team	Y	NA	\$ -	NA	\$ 31.00	
School Sports Challenge	Per person	Y	\$ 7.73	\$ 0.77	\$ 8.50	NA	
Social Badminton	Per person/session	Y	\$ 6.55	\$ 0.65	\$ 7.20	\$ 6.70	
Special Events	Per person	Y	\$ -	\$ -		\$ 5.25	
Volleyball Court Hire Full Size	Per hour	Y	\$ 28.45	\$ 2.85	\$ 31.30	\$ 30.10	
Volleyball Court Hire Full Size - Schools	Per hour	Y	\$ 21.36	\$ 2.14	\$ 23.50	\$ 22.60	
Service Fees - Term Program							
Adult	Per class	Y	\$ 9.09	\$ 0.91	\$ 10.00	\$ 9.30	

Child	Per class	Y	\$ 6.09	\$ 0.61	\$ 6.70	\$ 6.20
Service Fees - Total Membership (after pool opens)						
Direct Debit - Limited Conditions	Monthly	Y	NA	\$ -	NA	\$ 99.00
Direct Debit - Total Membership	Monthly (12 month contract)	Y	\$ 51.36	\$ 5.14	\$ 56.50	\$ 54.60
Membership 1 month		Y	\$ 92.73	\$ 9.27	\$ 102.00	\$ 99.00
Membership 12 months		Y	\$ 586.36	\$ 58.64	\$ 645.00	\$ 625.00
Membership 3 months	Per 3 months	Y	\$ 233.14	\$ 23.31	\$ 256.45	\$ 249.00
Membership Premium Plus	Per 12 month	Y	\$ 906.36	\$ 90.64	\$ 997.00	\$ 997.00
Membership Premium Plus - Direct Debit	Per month	Y	\$ 78.00	\$ 7.80	\$ 85.80	\$ 85.60
Joondalup Eisteddfod						
Service Fee						
Single Contestant entry (online)	Rate per online entry	Y	\$ 10.00	\$ 1.00	\$ 11.00	NA
Single Contestant entry (hard copy)	Rate per hard copy entry	Y	\$ 12.73	\$ 1.27	\$ 14.00	NA
Duo/Trio Contestant entry (online)	Rate per online entry	Y	\$ 14.55	\$ 1.45	\$ 16.00	NA
Duo/Trio Contestant entry (hard copy)	Rate per hard copy entry	Y	\$ 17.27	\$ 1.73	\$ 19.00	NA
Group/Ensemble Contestant entry (online)	Rate per online entry	Y	\$ 19.09	\$ 1.91	\$ 21.00	NA
Group/Ensemble Contestant entry (hard copy)	Rate per hard copy entry	Y	\$ 21.82	\$ 2.18	\$ 24.00	NA
Contestant Accompanists	Rate per entry	Y	\$ 13.64	\$ 1.36	\$ 15.00	NA
Adult Entry	Rate per entry	Y	\$ 2.73	\$ 0.27	\$ 3.00	NA
Student/Concession Entry	Rate per entry	Y	\$ 0.91	\$ 0.09	\$ 1.00	NA
Under 5 years free	Rate per entry	Y	\$ -	\$ -	\$ -	NA
Season Pass	Rate per season	Y	\$ 11.82	\$ 1.18	\$ 13.00	NA
Trophy Winners Concert	Rate per entry	Y	\$ 8.18	\$ 0.82	\$ 9.00	NA
Trophy Winners Concert (Concession)	Rate per entry	Y	\$ 6.36	\$ 0.64	\$ 7.00	NA
Warwick Leisure Centre						
Service Fees						
Bootscooting	Per class	Y	\$ 8.55	\$ 0.85	\$ 9.40	\$ 9.00
Casual Class Entry	Per class	Y	\$ 13.64	\$ 1.36	\$ 15.00	\$ 12.00
Community Craft Group	Per class	Y	\$ 2.91	\$ 0.29	\$ 3.20	\$ 3.00
Crèche	Per hour	Y	\$ 2.09	\$ 0.21	\$ 2.30	\$ 2.20
Fitness Classes	Per class	Y	\$ 6.36	\$ 0.64	\$ 7.00	\$ 6.50
Facility Hire						
Bond per Casual Booking (building)	Per casual booking	N	\$ 500.00	\$ -	\$ 500.00	\$ 500.00
Commercial Activity Room 1	Rate per hour	Y	\$ 19.55	\$ 1.95	\$ 21.50	\$ 20.50
Commercial Activity Room 2	Rate per hour	Y	\$ 19.55	\$ 1.95	\$ 21.50	\$ 20.50
Commercial Activity Room 3	Rate per hour	Y	\$ 25.00	\$ 2.50	\$ 27.50	\$ 26.50
Commercial Art Studio	Rate per hour	Y	\$ 22.27	\$ 2.23	\$ 24.50	\$ 23.50
Commercial Crèche	Rate per hour	Y	\$ 25.00	\$ 2.50	\$ 27.50	\$ 26.50
Commercial Dance Room	Rate per hour	Y	\$ 22.27	\$ 2.23	\$ 24.50	\$ 23.50
Commercial Function Room	Rate per hour	Y	\$ 49.09	\$ 4.91	\$ 54.00	\$ 52.00
Commercial Function Room Cleaning Surcharge	Rate per hire	Y	\$ 19.09	\$ 1.91	\$ 21.00	\$ 20.00
Community Activity Room 1	Rate per hour	Y	\$ 10.91	\$ 1.09	\$ 12.00	\$ 11.50
Community Activity Room 2	Rate per hour	Y	\$ 10.91	\$ 1.09	\$ 12.00	\$ 11.50
Community Activity Room 3	Rate per hour	Y	\$ 16.36	\$ 1.64	\$ 18.00	\$ 17.50
Community Art Studio	Rate per hour	Y	\$ 13.64	\$ 1.36	\$ 15.00	\$ 14.50
Community Crèche	Rate per hour	Y	\$ 16.36	\$ 1.64	\$ 18.00	\$ 17.50
Community Dance Room	Rate per hour	Y	\$ 13.64	\$ 1.36	\$ 15.00	\$ 14.50
Community Function Room	Rate per hour	Y	\$ 25.45	\$ 2.55	\$ 28.00	\$ 27.00
Facility Hire						
Community Function Room Cleaning Surcharge	Rate per hire	Y	\$ 19.09	\$ 1.91	\$ 21.00	\$ 20.00
Surcharge - after 11pm Mon to Fri	Rate per hire	Y	\$ 15.64	\$ 1.56	\$ 17.20	\$ 16.50
Surcharge - after 6pm weekends / pub holidays	Rate per hire	Y	\$ 15.64	\$ 1.56	\$ 17.20	\$ 16.50
Recreation Services						
General Administration - Administration Fees						
Cancellation Fee	Cancellation < 28 days prior to booking (20% Booking Fee)	Y			20%	20%
	Cancellation < 14 days prior to booking (100% Booking Fee)	Y			100%	100%
City Watch Call Out Fee	Call Out	Y	\$ 50.00	\$ 5.00	\$ 55.00	\$ 50.00
Cleaning Fee	Per hour (min of 2 hrs)	Y	\$ 36.36	\$ 3.64	\$ 40.00	-
General Administration - Subsidised Use						
Junior Sport/Community Groups	Under 18 years of age (> 50% residing in CoJ)	N			Free	Free
Senior Sport/Community Groups	55 years of age and over (> 50% residing in CoJ)	N			Free	Free
Licensed Charitable Organisations	Hire fees = 50% of community rate	Y			50%	50%
General Administration - Bonds						
Facility Bond	Per seasonal / casual booking	N			\$ 500.00	\$ 500.00
Park / Beach Bond	Per seasonal / casual booking	N			\$ 300.00	\$ 300.00

Key Bond	Per seasonal / casual booking	N			\$ 50.00	\$ 50.00
Active Parks & Reserves						
Regular Season Hire Fees <i>Summer: October-March, Winter: April-September</i>						
Community Groups (training & game use)	Max 2 training sessions & 1 game per week					
High Maintenance						
Rugby League, Rugby Union, Australian Rules, Soccer	Per team	Y	\$ 342.50	\$ 34.25	\$ 376.75	\$ 362.25
Low Maintenance						
Cricket, Hockey, Lacrosse, Athletics, Softball, Baseball	Per team	Y	\$ 269.09	\$ 26.91	\$ 296.00	\$ 284.60
Community Groups (training use only)	Max 2 training sessions per week - 60% of base					
High Maintenance						
Rugby League, Rugby Union, Australian Rules, Soccer	Per team	Y	\$ 205.50	\$ 20.55	\$ 226.05	-
Low Maintenance						
Cricket, Hockey, Lacrosse, Athletics, Softball, Baseball	Per team	Y	\$ 161.45	\$ 16.15	\$ 177.60	-
Community Groups (game use only)	Maximum of 1 game per week - 40% of base					
High Maintenance						
Rugby League, Rugby Union, Australian Rules, Soccer	Per team	Y	\$ 137.00	\$ 13.70	\$ 150.70	-
Low Maintenance						
Cricket, Hockey, Lacrosse, Athletics, Softball, Baseball	Per team	Y	\$ 107.64	\$ 10.76	\$ 118.40	-
Pre-season Training	Maximum of 2 training sessions per week					
High Maintenance						
Rugby League, Rugby Union, Australian Rules, Soccer	Per team / per week	Y	\$ 7.27	\$ 0.73	\$ 8.00	\$ 7.70
Low Maintenance						
Cricket, Hockey, Lacrosse, Athletics, Softball, Baseball	Per team / per week	Y	\$ 6.14	\$ 0.61	\$ 6.75	\$ 6.50
Other	Max of 4 hrs per week					
Dog Obedience	Per annum	Y	\$ 341.59	\$ 34.16	\$ 375.75	\$ 362.25
Archery	Per annum	Y	\$ 326.18	\$ 32.62	\$ 358.80	\$ 345.00
Model Aircraft/Boats	Per annum	Y	\$ 326.18	\$ 32.62	\$ 358.80	-
Fireworks Permit Fee	Per booking	Y	\$ 100.00	\$ 10.00	\$ 110.00	-
Commercial Groups	Max of 4 hrs per week					
Seasonal Program	26 Weeks per year	Y	\$ 906.68	\$ 90.67	\$ 997.35	\$ 959.00
Term Program	10 weeks per year	Y	\$ 349.45	\$ 34.95	\$ 384.40	\$ 369.60
Casual Hire Fees						
Community Groups						
Per hour		Y	\$ 9.32	\$ 0.93	\$ 10.25	-
Casual Hire Fees						
1/2 day	Max of 5 hrs (8am - 1pm or 1pm - 6pm)	Y	\$ 48.91	\$ 4.89	\$ 53.80	\$ 51.75
Full day	Maximum of 10 hours	Y	\$ 96.59	\$ 9.66	\$ 106.25	\$ 102.15
Commercial Groups						
Per hour		Y	\$ 24.95	\$ 2.50	\$ 27.45	-
1/2 day	Max of 5 hrs (8am - 1pm or 1pm - 6pm)	Y	\$ 129.64	\$ 12.96	\$ 142.60	\$ 137.10
Full day	Maximum of 10 hours	Y	\$ 259.23	\$ 25.92	\$ 285.15	\$ 274.20
Festival / Event - Per day	< 1,000 attendees	Y	\$ 272.73	\$ 27.27	\$ 300.00	-
	1,000 - 5,000 attendees	Y	\$ 454.55	\$ 45.45	\$ 500.00	-
	> 5,000 attendees	Y	\$ 727.27	\$ 72.73	\$ 800.00	-
Turf Cricket Wickets						
Base Rate	Full day	Y	\$ 150.00	\$ 15.00	\$ 165.00	\$ 165.00
Maximum Rate	Full day	Y	\$ 454.55	\$ 45.45	\$ 500.00	\$ 500.00
Beaches & Public Open Space Areas						
Community Hire Fees						
Weddings & Ceremonies	Maximum of 2 hours	Y	\$ 32.73	\$ 3.27	\$ 36.00	\$ 19.95
Commercial Hire Fees						
Filming & Photographics						
per hour		Y	\$ 36.36	\$ 3.64	\$ 40.00	-
1/2 day	Max of 5 hrs (8am - 1pm or 1pm - 6pm)	Y	\$ 136.36	\$ 13.64	\$ 150.00	-
full day	Maximum of 10 hours	Y	\$ 272.73	\$ 27.27	\$ 300.00	-
Promotions & Public Sampling	Max 4 hours or part of	Y	\$ 90.91	\$ 9.09	\$ 100.00	-
Aerial Landing Fee	Per booking	Y	\$ 45.45	\$ 4.55	\$ 50.00	-
Community Facilities						
Community Hire Fees						
Clubroom - Meeting Room	A1	Y	\$ 8.50	\$ 0.85	\$ 9.35	-
Clubroom - Activity Room	A2	Y	\$ 9.23	\$ 0.92	\$ 10.15	-
Clubroom - Small Hall	A3 - Capacity < 100	Y	\$ 15.09	\$ 1.51	\$ 16.60	-

Collection and Disposal of Small Animal Carcass	Subsequent carcass	Y	\$ 6.64	\$ 0.66	\$ 7.30	\$ 7.00
Collection and Disposal of Small Animal Carcass	One carcass	Y	\$ 10.45	\$ 1.05	\$ 11.50	\$ 11.00
Service Fees - Concrete Footpath Slabs						
Sale of Concrete Footpath Slabs	Each (per 600mm x 600mm slab)	Y	\$ 1.05	\$ 0.10	\$ 1.15	\$ 1.10
Service Fees - Footpath Deposit						
Joondalup City Centre and City North only	Variable - depending upon infrastructure at each site	N	Variable	\$ -	Variable	Variable
Refundable	Variable	N	Variable	\$ -	Variable	Variable
Service Fees - Standard Vehicle Crossing Subsidy						
Standard Vehicle Crossing Subsidy	Subsidy to owner	N	\$ 250.00	\$ -	\$ 250.00	\$ 250.00
Service Fees - Verge Protection Device						
Installation of semi mountable kerb around corner residential properties	Half the cost to remove existing and install semi mountable kerb	Y	Variable	10%	Variable + GST	Variable + GST
Service Fees - Banner Masts						
Hire of Street Pole Banners within Joondalup City Centre	Per pole (2 banners per pole)	Y	\$ 76.36	\$ 7.64	\$ 84.00	\$ 80.00
Hire of Street Pole Banners within Joondalup City Centre	Per banner	Y	\$ 38.18	\$ 3.82	\$ 42.00	\$ 40.00
Ranger Services						
Abandoned vehicles - Reclaim Fee						
Reclaim Fee	Cost recovery	Y	\$ 161.82	\$ 16.18	\$ 178.00	\$ 170.50
Administration Fee - Dog Kennels Registration Fee						
Dog Kennels Registration Fee - minimum charge	Per annum	N	\$ 520.00	\$ -	\$ 520.00	\$ 500.00
Dog Kennels Registration Fee - per dog	Per annum	N	\$ 11.00	\$ -	\$ 11.00	\$ 10.00
Administration Fee - Dog Registration Fees						
1 year - Pensioners	Dog Act	N	\$ 15.00	\$ -	\$ 15.00	\$ 15.00
1 year - Standard	Dog Act	N	\$ 30.00	\$ -	\$ 30.00	\$ 30.00
3 years - Pensioners	Dog Act	N	\$ 37.50	\$ -	\$ 37.50	\$ 37.50
3 years - Standard	Dog Act	N	\$ 75.00	\$ -	\$ 75.00	\$ 75.00
Administration Fee - Dog Registration Fees - Sterilized						
1 year - Pensioners	Dog Act	N	\$ 5.00	\$ -	\$ 5.00	\$ 5.00
1 year - Standard	Dog Act	N	\$ 10.00	\$ -	\$ 10.00	\$ 10.00
3 years - Pensioners	Dog Act	N	\$ 9.00	\$ -	\$ 9.00	\$ 9.00
3 years - Standard	Dog Act	N	\$ 18.00	\$ -	\$ 18.00	\$ 18.00
Administration Fee - Parking / Launching Fees						
Ocean Reef Boat Harbour	Launching fees (per day)	Y	\$ 5.45	\$ 0.55	\$ 6.00	\$ 5.50
Ocean Reef Boat Harbour	Annual pass	Y	\$ 78.18	\$ 7.82	\$ 86.00	\$ 82.50
Administration Fee - Replacement Dog Tag						
Replacement Dog Tag		Y	\$ 6.36	\$ 0.64	\$ 7.00	\$ 6.60
Animals - Livestock (Impound Fees)						
Per Head Entire Horses, Mules, Asses, Camels, Bulls or Boars	6.00 am to 6.00 pm	N	\$ 105.00	\$ -	\$ 105.00	\$ 100.00
Per Head Entire Horses, Mules, Asses, Camels, Bulls or Boars	6.00 pm to 6.00 am	N	\$ 105.00	\$ -	\$ 105.00	\$ 100.00
Per head Mares, Geldings, Colts, Fillies, Foals, Oxen, Cows, Steers, Heifers, Calves, Rams or Pigs	6.00 pm to 6.00 am	N	\$ 105.00	\$ -	\$ 105.00	\$ 100.00
Animals - Livestock (Impound Fees)						
Per head Mares, Geldings, Colts, Fillies, Foals, Oxen, Cows, Steers, Heifers, Calves, Rams or Pigs	6.00 am to 6.00 pm	N	\$ 105.00	\$ -	\$ 105.00	\$ 100.00
Per head Wethers, Ewes, Lambs, Goats	6.00 pm to 6.00 am	N	\$ 21.00	\$ -	\$ 21.00	\$ 20.00
Per head Wethers, Ewes, Lambs, Goats	6.00 am to 6.00 pm	N	\$ 21.00	\$ -	\$ 21.00	\$ 20.00
Animals - Livestock Sustenance (Local Government Act)						
(1) Entire Horses, Mules, Asses, Camels, Bulls, Mares, Geldings, Colts, Fillies, Foals, Oxen, Cows, Heifer or Calves	For each 24 hours or part	Y	\$ 16.36	\$ 1.64	\$ 18.00	\$ 16.50
(2) Pigs of any description	for each 24 hours or part	Y	\$ 10.45	\$ 1.05	\$ 11.50	\$ 11.00
(3) Rams, Wethers, Ewes, Lambs or Goats	for each 24 hours or part	Y	\$ 10.45	\$ 1.05	\$ 11.50	\$ 11.00
Application Fee - Application for Private Parking						
Application Fees - Application for Private Parking		Y	\$ 165.45	\$ 16.55	\$ 182.00	\$ 175.00
Application Fee - Application for Third Dog						
Application for 3rd dog - Pensioners	Each	Y	\$ 54.55	\$ 5.45	\$ 60.00	\$ 16.00
Application for 3rd dog - Standard	Each	Y	\$ 109.09	\$ 10.91	\$ 120.00	\$ 115.00
City Watch						
City Watch Attendance Fee	Per call out	Y	\$ 52.73	\$ 5.27	\$ 58.00	\$ 50.00
Dog Control						
Bond on Electronic Dog Collar	Per collar	N	\$ 115.00	\$ -	\$ 115.00	\$ 100.00
Rental of Electronic Dog Collars	Per month	Y	\$ 29.09	\$ 2.91	\$ 32.00	\$ 30.00
Infringements						
Fines Enforcement Registration Administration Charge	Each	N	\$ 39.00	\$ -	\$ 39.00	\$ 39.00
Registration Check	Each	N	\$ 2.50	\$ -	\$ 2.50	\$ 2.50
Registration Check - Court Proceeding	Each	N	\$ 13.00	\$ -	\$ 13.00	\$ 13.00
Final Demand	Each	N	\$ 12.50	\$ -	\$ 12.50	NA

Enforcement Certificate (agency fee)	Each	N	\$ 10.50	\$ -	\$ 10.50	NA
RSPCA - Impound Fees						
Surrender Dog Fee to Ranger	Each	Y	\$ 104.55	\$ 10.45	\$ 115.00	\$ 110.00
Impounding Fees	Each	N	\$ 105.00	\$ -	\$ 105.00	\$ 100.00
RSPCA Administration Fee						
Daily Accomodation Fee	Daily	Y	\$ 16.36	\$ 1.64	\$ 18.00	\$ 16.50
RSPCA Administration Fee	Each	Y	\$ 11.82	\$ 1.18	\$ 13.00	\$ 12.10
Vaccination Fee	Each	Y	\$ 11.82	\$ 1.18	\$ 13.00	\$ 12.10
Signs - Administrative Fee - Poundage Fee (per sign)						
Poundage Fee	Per Sign	N	\$ 63.00	\$ -	\$ 63.00	\$ 60.00
Exclusive use of parking bays on street						
Works and private maintenance (short Term)	Per day	Y	\$ 20.00	\$ 2.00	\$ 22.00	NA
Works and private maintenance (short Term)	1/2 day	Y	\$ 12.00	\$ 1.20	\$ 13.20	NA
Works and private maintenance (short Term)	Per day	Y	\$ 15.00	\$ 1.50	\$ 16.50	NA
Works and private maintenance (short Term)	1/2 day	Y	\$ 8.00	\$ 0.80	\$ 8.80	NA
Shopping Trolley - (Impound Fee)						
Impound fee for reported Abandoned Shopping Trolleys	Each	Y	\$ 95.45	\$ 9.55	\$ 105.00	NA
Shopping Trolley - Report Fee						
Report fee on location of Abandoned Shopping Trolleys	Per report	Y	\$ 10.00	\$ 1.00	\$ 11.00	NA
Infrastructure Waste Management						
Rated Residential Properties Service Fees - Refuse Collection						
Refuse Collection - Collection from within property boundary		Y	\$ 44.00	\$ 4.40	\$ 48.40	\$ 46.20
Refuse Collection - Existing Service	Per annum	N	\$ 185.00	\$ -	\$ 185.00	\$ 155.00
Refuse Collection - New or additional refuse service	Establishment fee	Y	\$ 40.00	\$ 4.00	\$ 44.00	\$ 40.60
Refuse Collection - Additional service	Per annum	Y	\$ 185.00	\$ 18.50	\$ 203.50	\$ 170.50
Refuse Collection - Optional recycling cart		Y	NA	\$ -	NA	\$ 84.70
Refuse Collection - Optional recycling charge - sort & collect recycling cart		Y	NA	\$ -	NA	\$ 35.20
Financial Services						
Publications - Tender and other Documents						
100 to 150 pages with one or more drawings		Y	NA	-	NA	\$ 175.00
100 to 150 pages without a drawing		Y	NA	-	NA	\$ 92.50
151 to 250 pages with one or more drawings		Y	NA	-	NA	\$ 230.00
151 to 250 pages without a drawing		Y	NA	-	NA	\$ 115.00
Any Photocopying of Old Documents subject to Availability, Exceeding 10 pages, will be charged for material and Labour (Postage Extra)		Y	NA	-	NA	\$ 0.10
Publications - Tender and other Documents						
Contract Management Handbook		Y	NA	-	NA	\$ 230.00
Courier charges (non refundable) for intra state/interstate requests extra and minimum \$10.		Y	NA	-	NA	\$ 12.00
Document for Lease prepared by Solicitor with Attachment		Y	NA	-	NA	Case Basis
Document with more than 250 pages without a drawing		Y	NA	-	NA	\$ 230.00
Each drawing will be charged at \$3 each unless specified above		Y	NA	-	NA	\$ 3.30
More than 50 but less than 100 pages and with one or more drawing		Y	NA	-	NA	\$ 115.00
More than 50 but less than 100 pages without any drawing		Y	NA	-	NA	\$ 60.00
Specialised artwork in photographic material or art paper		Y	NA	-	NA	Case Basis
Up to 50 pages with one or more drawings		Y	NA	-	NA	\$ 60.00
Rates - Rates Information						
Rate Ownership Searches	Each	N	\$ 10.00	\$ -	\$ 10.00	\$ 8.00
Rates Account Reconciliation - Beginning date before June 1999	Per property	Y	\$ 25.00	\$ 2.50	\$ 27.50	\$ 22.00
Rates and Charges Enquiries	Each	N	\$ 30.00	\$ -	\$ 30.00	\$ 25.00
Rates Instalment Administration Fee	Per Instalment Notice	N	\$ 9.00	\$ -	\$ 9.00	\$ 8.00
Rates Payment Arrangement Fee	Per Arrangement	N	\$ 30.00	\$ -	\$ 30.00	\$ 25.00
Reprint of previous year's rate notices (excludes current year)	Per rate notice	Y	\$ 9.00	\$ 0.90	\$ 9.90	\$ 6.60
Dishonour Fee	Each	N	\$ 9.50	\$ -	\$ 9.50	\$ 9.50
Council Publications - Electoral Rolls / Street Listings						
Electronic copy (per CD) all wards	Actual cost plus 50% for computing and admin.	Y	\$ 250.00	\$ 25.00	\$ 275.00	\$ 240.00
Electronic copy (per CD) per ward	Actual cost plus 50% for computing and admin.	Y	\$ 50.00	\$ 5.00	\$ 55.00	\$ 40.00
Approvals, Planning & Environmental Services						
Administration Fee - Administrative Charges						

Scheme Amendments	Per amendment	Y	Costs estimated from hourly rates in Regulations	10%	Costs estimated from hourly rates in Regulations + GST	Costs estimated from hourly rates in Regulations + GST
Structure Plans		Y	Costs estimated from hourly rates in Regulations	10%	Costs estimated from hourly rates in Regulations + GST	Costs estimated from hourly rates in Regulations + GST
Administration Fee - Subdivision Clearance						
Administration Charge	a) 0 - 5 Lots	N	\$50.00 per lot	\$ -	\$50.00 per lot	\$50.00 per lot
Administration Charge	b) 5 - 195 Lots	N	\$50.00 for first 5 lots, thereafter \$25.00 per lot	\$ -	\$50.00 for first 5 lots, thereafter \$25.00 per lot	\$50.00 for first 5 lots, thereafter \$25.00 per lot
Administration Charge	c) 196 plus lots	N	\$ 5,000.00	\$ -	\$ 5,000.00	\$ 5,000.00
Application Fees - Development Application Fees						
a) Change of use application		N	\$ 200.00	\$ -	\$ 200.00	\$ 200.00
b) Development Applications	Less than \$50,000	N	\$ 100.00	\$ -	\$ 100.00	\$ 100.00
c) Development Applications	\$50,000 - \$500,000	N	0.23% of estimated development cost	\$ -	0.23% of estimated development cost	0.23% of estimated development cost
Application Fees - Development Application Fees						
d) Development Applications	\$500,000 - \$2.5million	N	\$1,150 + 0.18% of amount > \$500,000	\$ -	\$1,150 + 0.18% of amount > \$500,000	\$1,150 + 0.18% of amount > \$500,000
e) Development Applications	\$2.5million - \$5million	N	\$4,750 + 0.15% of amount > \$2.5m	\$ -	\$4,750 + 0.15% of amount > \$2.5m	\$4,750 + 0.15% of amount > \$2.5m
f) Development Applications	\$5million - \$21.5million	N	\$8,500 + 0.1% of amount > \$5.0m	\$ -	\$8,500 + 0.1% of amount > \$5.0m	\$8,500 + 0.1% of amount > \$5.0m
g) Development Applications	More than \$21.5 million	N	\$ 25,000.00	\$ -	\$25,000.00	\$25,000.00
h) Home occupation application	Initial fee	N	\$ 150.00	\$ -	\$ 150.00	\$ 150.00
i) Home occupation application	Renewal fee (where required)	N	\$ 50.00	\$ -	\$ 50.00	\$ 50.00
Application Fees - Outdoor Dining						
Application Fees - Outdoor Dining	Per annum	N	\$ 220.00	\$ -	\$ 220.00	\$ 210.00
Application Fees - Sign Licence Applications						
b) Horizontal Sign	Per class of sign	N	\$ 100.00	\$ -	\$ 100.00	\$ 100.00
c) Illuminated Sign - on roof	Per class of sign	N	\$ 100.00	\$ -	\$ 100.00	\$ 100.00
d) Illuminated Sign - other	Per class of sign	N	\$ 100.00	\$ -	\$ 100.00	\$ 100.00
e) Illuminated Sign - under veranda	Per class of sign	N	\$ 100.00	\$ -	\$ 100.00	\$ 100.00
f) Pylon or Tower Sign	Per class of sign	N	\$ 100.00	\$ -	\$ 100.00	\$ 100.00
g) Sign Panel	Per class of sign	N	\$ 100.00	\$ -	\$ 100.00	\$ 100.00
h) Any Other Sign	Per class of sign	N	\$ 100.00	\$ -	\$ 100.00	\$ 100.00
Application Fees - Strata Titles						
Approval Fees	Per m ²	N	\$ 0.20	\$ -	\$ 0.20	\$ 0.20
Approval Fees	Minimum charge	N	\$ 100.00	\$ -	\$ 100.00	\$ 100.00
Application Fees - Written Planning Advice						
Written Planning Advice		Y	\$ 50.00	\$ 5.00	\$ 55.00	\$ 55.00
Application Fees - Zoning Certificate						
Zoning Certificate		N	\$ 50.00	\$ -	\$ 50.00	\$ 50.00
Administration Fee - Written report to Settlement Agency						
Written report to Settlement Agent	Per premises	Y	\$ 40.91	\$ 4.09	\$ 45.00	\$ 40.00
Private Swimming Pools (Non-Statutory) - Inspection Fees & Written Report						
Inspection Fee & Written report per pool (Non - Statutory)	Per inspection	Y	\$ 122.73	\$ 12.27	\$ 135.00	\$ 130.00
Publications - Food Safe Video						
Food Safe Plus Video	Per copy	Y	\$ 90.00	\$ 9.00	\$ 99.00	\$ 99.00
Administration Fees						
Copy of food sampling results	Per sample	N	\$ 38.00	\$ -	\$ 38.00	\$ 36.00
Publications - Food Safe Video						
Food Safe Revision Pack	Per copy	Y	\$ 50.00	\$ 5.00	\$ 55.00	\$ 55.00
Food Safe Video	Per copy	Y	\$ 90.00	\$ 9.00	\$ 99.00	\$ 99.00
Food Safe Video Twin Pack	Per copy	Y	\$ 163.18	\$ 16.32	\$ 179.50	\$ 179.50
Publications - General Publications						
General Publications	c) 51 - 100 pages	Y	\$ 21.82	\$ 2.18	\$ 24.00	\$ 23.00
General Publications	b) 10 - 50 pages	Y	\$ 11.36	\$ 1.14	\$ 12.50	\$ 12.00
Service Fees - Research information not related to current applications						
Research information not related to current applications	Per hour	Y	\$ 50.00	\$ 5.00	\$ 55.00	\$ 55.00
Private Swimming Pools - Infringements						
Failing to Enclose a Swimming Pool - Where Notice has been Served		N	\$ 200.00	\$ -	\$ 200.00	\$ 200.00
Application Fee - Public Building						
Capacity to accommodate 5000 persons or less	Per application	N	\$ 260.00	\$ -	\$ 260.00	\$ 250.00
Capacity to accommodate more than 5000 persons	Per application	N	\$ 520.00	\$ -	\$ 520.00	\$ 500.00
Application Fee - Skin Penetration Premises						
Application Fee for approval of a skin penetration premises	Per application	N	\$ 52.00	\$ -	\$ 52.00	\$ 50.00
Application for classification of food premises						
Approval Fees	Per annum	N	\$ 105.00	\$ -	\$ 105.00	\$ 100.00

Application fee - Temporary Food Premises						
Approval Fees	Per application	N	\$ 50.00	\$ -	\$ 50.00	NA
Application Fee - Food Preparation from Home						
Approval Fees	Per annum	N	\$ 100.00	\$ -	\$ 100.00	NA
Application to Close						
Pedestrian Access Way (PAW) Closure	Per application	Y	\$ 1,181.82	\$ 118.18	\$ 1,300.00	\$ 1,250.00
Hairdressing establishments Inspection Fee						
Hairdressing establishment	Per application	N	\$ 55.00	\$ -	\$ 55.00	\$ 50.00
Inspection Fees - Buildings						
Inspection Fees - Buildings	Per inspection	Y	\$ 218.18	\$ 21.82	\$ 240.00	\$ 230.00
Licences - Building Licences						
All Classes	Minimum charge	N	\$ 40.00	\$ -	\$ 40.00	\$ 40.00
Licences - Building Licences						
Amended Plans	Per amendment	N	\$ 50.00	\$ -	\$ 50.00	\$ 50.00
Approval in Principle	Per application - Allowed under Building Regulations 1989	N	0.25% of contract value	\$ -	0.25% of contract value	0.25% of contract value
Other Classes	Construction cost	N	Construction Cost + GST X 0.20% X 10/11	\$ -	Construction Cost + GST X 0.20% X 10/11	Construction Cost + GST X 0.20% X 10/11
Residential Class 1 and 10	Construction cost	N	Construction Cost + GST x 0.35% x 10/11	\$ -	Construction Cost + GST x 0.35% x 10/11	Construction Cost + GST x 0.35% x 10/11
Licences - Caravan Park Licence						
Annual Fee by way of penalty for renewal after expiry	Annual fee by way of penalty for renewal after expiry	N	\$ 20.00	\$ -	20.00	20.00
Long Site Stays - \$6.00 per site + Short Stay Sites and Sites in Transit Camps - \$6.00 per site + Camp Site \$3.00 per site + Overflow Site \$1.50 per site (Minimum \$200)	Per annum	N		\$ -	Refer to description of charge	Refer to description of charge
Temporary Licence - Minimum	Pro rata amt. of the fee payable under annual licence for the period of time for which the licence is to be in force	N		\$ -	100.00 minimum	100.00 minimum
Transfer of Licence	Transfer of licence	N	\$ 100.00	\$ -	100.00	100.00
Licences - Cattery Licences						
Cattery Licences	Per annum	N	\$ 105.00	\$ -	\$ 105.00	\$ 100.00
Licences - Kennel Licences						
Kennel Licence	Per annum	N	\$ 105.00	\$ -	\$ 105.00	NA
Licences - Demolition Licences						
Demolition Licences	Per storey	N	\$ 50.00	\$ -	\$ 50.00	\$ 50.00
Registration - Eating House Registration						
Eating House Registration	Per month	N	\$ 22.50	\$ -	\$ 22.50	\$ 22.50
Licences - Eating Houses						
Annual Licence	Per annum	N	\$ 30.00	\$ -	\$ 30.00	\$ 30.00
Annual Licence - Late fee	Per late application	N	\$ 30.00	\$ -	\$ 30.00	\$ 30.00
Licence Transfer	Per licence	N	\$ 30.00	\$ -	\$ 30.00	\$ 30.00
Licences - Fencing						
Licence - Electrified Fence	Private property Local Law	N	\$ 100.00	\$ -	\$ 100.00	\$ 100.00
Licences - Gaming permit (may be reduced to NIL when issued in conjunction with the hire/use of City property)						
Commercial	Per application	N	\$ 100.00	\$ -	\$ 100.00	\$ 100.00
Community Organisation	Per application	N	\$ 20.00	\$ -	\$ 20.00	\$ 20.00
Licences - Hoarding Licences						
Hoarding Licences	Per annum	N	\$ 100.00	\$ -	\$ 100.00	\$ 100.00
Licences - Liquor licence						
Section 39 Health Certificate	Per application	N	\$ 105.00	\$ -	\$ 105.00	\$ 100.00
Section 40 Town Planning Certificate	Per application	N	\$ 100.00	\$ -	\$ 100.00	\$ 100.00
Licences - Lodging House						
Application Fee	Application fee	N	\$ 220.00	\$ -	\$ 220.00	\$ 210.00
Licence fee	Per annum	N	\$ 200.00	\$ -	\$ 200.00	\$ 190.00
Registration Transfer	Per registration	N	\$ 30.00	\$ -	\$ 30.00	\$ 30.00
Licences - Manufactured Smallgoods						
Manufactured Smallgoods - Licence	Per licence	N	\$ 48.00	\$ -	\$ 48.00	\$ 46.00
Manufactured Smallgoods - Premises Registration	Per registration	N	\$ 48.00	\$ -	\$ 48.00	\$ 46.00
Licences - Materials on Street Licences (Hoarding)						
Hoarding	Per m ² per month	N	\$ 1.00	\$ -	\$ 1.00	\$ 1.00
Licences - Offensive Trade Licences						
Artificial Manure Depots	Per annum	N	\$ 173.00	\$ -	\$ 173.00	\$ 164.00
Butcher shops and similar doing fat rendering, fat extracting or tallow melting	Per annum	N	\$ 140.00	\$ -	\$ 140.00	\$ 133.00
Fish Curing	Per annum	N	\$ 164.00	\$ -	\$ 164.00	\$ 164.00
Fish processing establishments (in which whole fish are cleaned and prepared)	Per annum	N	\$ 173.00	\$ -	\$ 173.00	\$ 231.00
Gut Scraping (Preparation of Sausage Skin)	Per annum	N	\$ 140.00	\$ -	\$ 140.00	\$ 133.00
Laundries, dry-cleaning establishments	Per annum	N	\$ 119.00	\$ -	\$ 119.00	\$ 113.00

Manure Works	Per annum	N	\$ 173.00	\$ -	\$ 173.00	\$ 164.00
Other offensive trades not specified	Per annum	N	\$ 243.00	\$ -	\$ 243.00	\$ 231.00
Poultry processing establishments	Per annum	N	\$ 243.00	\$ -	\$ 243.00	\$ 231.00
Shellfish and Crustacean Processing	Per annum	N	\$ 243.00	\$ -	\$ 243.00	\$ 231.00
Licences - Park home certificates						
Park Home certificate	Per certificate	N	\$ 40.00	\$ -	\$ 40.00	\$ 40.00
Licences - Park home certificates						
Preliminary Plans	25% of Building Licence issue fee	N				
Licences - Pigeons						
Application Fee	Per application	N	\$ 50.00	\$ -	\$ 50.00	\$ 50.00
Registration Fee	Per annum	N	\$ 25.00	\$ -	\$ 25.00	\$ 25.00
Licences Fees - Disposal of Effluent & Liquid Waste						
Disposal of Effluent & Liquid Waste Application Fee	Per application	N	\$ 97.00	\$ -	\$ 97.00	\$ 92.00
Disposal of Effluent & Liquid Waste Permit Fee	Per permit	N	\$ 97.00	\$ -	\$ 97.00	\$ 92.00
Disposal of Effluent & Liquid Waste Report Fee	Per report	N	\$ 97.00	\$ -	\$ 97.00	\$ 90.00
Licences Food Condemnation - Freezer Breakdown						
Attendance to site and written confirmation of disposal	Per hour	Y	\$ 45.45	\$ 4.55	\$ 50.00	30.00 per hour + travel
Licences - Trading in public places						
Annual licence	Per 12 months	N	\$ 546.00	\$ -	\$ 546.00	\$ 525.00
Application or renewal	Per application	N	\$ 25.00	\$ -	\$ 25.00	\$ 25.00
Transfer	Per transfer	N	\$ 30.00	\$ -	\$ 30.00	\$ 30.00
Open Space / Drainage Reserve / Road Closure						
Application to close	Per application	Y	\$ 945.45	\$ 94.55	\$ 1,040.00	\$ 1,000.00
Registration - Health (Pet Meat) Regulations						
Health (Pet Meat) Regulations - Knackeries registration	Per licence	N	\$ 356.00	\$ -	\$ 356.00	\$ 330.00
Health (Pet Meat) Regulations - Pet meat shop, Class 2 registration	Per licence	N	\$ 119.00	\$ -	\$ 119.00	\$ 113.00
Health (Pet Meat) Regulations - Pet meat shop, Class 1 registration	Per licence	N	\$ 216.00	\$ -	\$ 216.00	\$ 205.00
Health (Pet Meat) Regulations - Processing establishment registration	Per licence	N	\$ 356.00	\$ -	\$ 356.00	\$ 338.00
Health (Pet Meat) Regulations - Transfer of registration	Per licence	N	\$ 119.00	\$ -	\$ 119.00	\$ 113.00
Noise Monitoring Fee						
Reg 18 Noise Monitoring Fee	Per hour	N		\$ -	\$73 per hour (to a max of \$1000 per event)	\$ 70.00
Application Fees						
Approval for non - complying event Reg 18	Per application	N	\$ 500.00	\$ -	\$ 500.00	\$ 500.00
Service Fees						
Bacteriological Water sampling (private supplies on request)	Per test	Y	\$ 32.73	\$ 3.27	\$ 36.00	\$ 35.00
Infringements - Noise from Premises						
Installing equipment which emits unreasonable noise	1st Offence Section 80 Environmental Protection Act 1986	N	\$ 250.00	\$ -	\$ 250.00	\$ 250.00
Installing equipment which emits unreasonable noise	2nd Offence Section 80 Environmental Protection Act 1986	N	\$ 500.00	\$ -	\$ 500.00	\$ 500.00
Using, allowing or permitting to be used any equipment which emits unreasonable noise.	1st Offence Section 79(1) Environmental Protection Act 1986	N	\$ 250.00	\$ -	\$ 250.00	\$ 250.00
Using, allowing or permitting to be used any equipment which emits unreasonable noise.	2nd Offence Section 79(1) Environmental Protection Act 1986	N	\$ 500.00	\$ -	\$ 500.00	\$ 500.00
Infringements - Noise from Public Places						
Using, allowing or permitting to be used any equipment which emits unreasonable noise, Installing equipment which emits unreasonable noise. Failure to comply with a direction from an authorised person. Failure to furnish an authorised person with name	1st Offence Regulation 6(2) Environmental Protection (noise) regulations (1997)	N	\$ 250.00	\$ -	\$ 250.00	\$ 250.00
Using, allowing or permitting to be used any equipment which emits unreasonable noise, Installing equipment which emits unreasonable noise. Failure to comply with a direction from an authorised person. Failure to furnish an authorised person with name	2nd Offence Regulation 6(2) Environmental Protection (noise) regulations (1997)	N	\$ 500.00	\$ -	\$ 500.00	\$ 500.00
Licences - Fencing						
Licence - Razor Wire Fence	Private Property Local Law	N	\$ 100.00	\$ -	\$ 100.00	\$ 100.00
Licence - Tennis Court Floodlighting	Private Property Local Law	N	\$ 100.00	\$ -	\$ 100.00	\$ 100.00
Administration Fees - Private Property Local Laws						
Approval gates across ROW's / PAW's / road reserves annual fee		N	\$ 100.00	\$ -	\$ 100.00	\$ 100.00
Approval / variation to sufficient fence		N	\$ 60.00	\$ -	\$ 60.00	\$ 60.00

Administration Fees - Private Property Local Laws						
Approval estate fencing 0.25% of works (NIL if approved as part of Development approval)	Minimum charge	N	\$ 100.00	\$ -	\$ 100.00	\$ 100.00
Approval general fencing discretion		N	\$ 100.00	\$ -	\$ 100.00	\$ 100.00
Application Fees - Sign Licence Applications						
a) Development Sign	Per class of sign	N	\$ 100.00	\$ -	\$ 100.00	\$ 100.00
Private swimming pools - Inspection Fees - (Statutory)						
Inspection Fee per pool (Statutory)	Per annum	Y	\$ 12.50	\$ 1.25	\$ 13.75	\$ 13.75
Service Fees						
Bacteriological Water sampling (private supplies on request)	Per test	Y	\$ 32.73	\$ 3.27	\$ 36.00	\$ 35.00
Consultation charge out rate	Per hour	Y	\$ 65.45	\$ 6.55	\$ 72.00	\$ 70.00
Noise Monitoring consultancy	Per hour - includes monitoring and report	Y	\$ 65.45	\$ 6.55	\$ 72.00	\$ 70.00
Service Fees - Land Purchase Inquiry						
Land Purchase Inquiry	Each	Y	\$ 43.64	\$ 4.36	\$ 48.00	\$ 48.00
Publications - General Publications						
General Publications	a) 0 - 9 Pages	Y	\$ 6.36	\$ 0.64	\$ 7.00	\$ 6.00
General Publications	d) 101 - 200 Pages	Y	\$ 32.73	\$ 3.27	\$ 36.00	\$ 35.00
Publications - Plans/Maps (various sizes)						
Extract from Tax Plan (A3/A4)	Black & white	Y	\$ 2.73	\$ 0.27	\$ 3.00	\$ 2.00
Legend for schemes	Colour	Y	\$ 10.00	\$ 1.00	\$ 11.00	\$ 10.00
MRS, DPS No. 2 & R Code Scheme Maps (>AO)	Colour	Y	\$ 41.82	\$ 4.18	\$ 46.00	\$ 45.00
MRS, DPS No. 2 & R Code Scheme Maps (>AO) Locality	Colour	Y	\$ 41.82	\$ 4.18	\$ 46.00	\$ 45.00
MRS, DPS No. 2 & R Code Scheme Maps (>AO) Prints	Black & white	Y	\$ 10.00	\$ 1.00	\$ 11.00	\$ 10.00
MRS, DPS No. 2 & R Code Scheme Maps (A1)	Colour	Y	\$ 28.18	\$ 2.82	\$ 31.00	\$ 30.00
MRS, DPS No. 2 & R Code Scheme maps (A3)	Colour	Y	\$ 23.64	\$ 2.36	\$ 26.00	\$ 25.00
Plans/Maps (various sizes)	Black & white	Y	\$ 10.00	\$ 1.00	\$ 11.00	\$ 10.00
Single Locality (A3/A4)	Black & white	Y	\$ 2.73	\$ 0.27	\$ 3.00	\$ 2.00
Single Locality (A3/A4)	Plot colour	Y	\$ 15.45	\$ 1.55	\$ 17.00	\$ 16.00
Special Maps	Per copy	Y	Price on application	10%	Price on application	Price on application
Special Maps - Tax Plan - Black & White	Per copy	Y	Price on application	10%	Price on application	Price on application
Publications - Sale of Building Plans						
Commercial and Industrial Fische	First copy	Y	\$ 47.27	\$ 4.73	\$ 52.00	\$ 50.00
Printed Plans	Each subsequent copy	Y	\$ 23.64	\$ 2.36	\$ 26.00	\$ 25.00
Residential	Per copy	Y	\$ 32.73	\$ 3.27	\$ 36.00	\$ 35.00
Site Plan	Per copy	Y	\$ 10.91	\$ 1.09	\$ 12.00	\$ 11.50
Licences - Pigeon Licences						
Pigeon Licences	Per annum	N	\$ 47.27	\$ 4.73	\$ 52.00	\$ 50.00
Registration - pigeons						
Registration - keeping of Pigeons	per annum	N	\$ 46.36	\$ 4.64	\$ 51.00	\$ 25.00
Gaming Permit						
Commercial Gaming Application	per application	N	\$ 90.91	\$ 9.09	\$ 100.00	\$ 100.00
Community Organisation Gaming Application	per application	N	\$ 18.18	\$ 1.82	\$ 20.00	\$ 20.00
Cash-in-Lieu of Car Parking						
Joondalup City Centre	Per car bay	Y	\$ 25,440.00	\$ 2,544.00	\$ 27,984.00	\$ 27,984.00
Standard District Centres (Services Industrial/Commercial Land)	Per car bay	Y	\$ 10,750.00	\$ 1,075.00	\$ 11,825.00	\$ 11,825.00
Beachfront Commercial	Per car bay	Y	\$ 40,750.00	\$ 4,075.00	\$ 44,825.00	\$ 44,825.00
Strategic & Sustainable Development						
Administration Fee						
Market Stallholder - Insured	Per week	Y	\$ 31.82	\$ 3.18	\$ 35.00	\$ 31.50
Market Stallholder - Uninsured	Per week	Y	\$ 34.55	\$ 3.45	\$ 38.00	\$ 36.50
Hot Food Vendor	Per week	Y	\$ 50.00	\$ 5.00	\$ 55.00	\$ 50.00
Restaurant Vendor	Per week	Y	\$ 18.18	\$ 1.82	\$ 20.00	\$ 15.00
Festival Market Stallholder - Insured	Per day	Y	\$ 77.27	\$ 7.73	\$ 85.00	\$ 80.00
Festival Market Stallholder - Insured	Per weekend	Y	\$ 145.45	\$ 14.55	\$ 160.00	\$ 150.00
Festival Market Stallholder - Uninsured	Per day	Y	\$ 86.36	\$ 8.64	\$ 95.00	\$ 90.00
Festival Market Stallholder - Uninsured	Per weekend	Y	\$ 163.64	\$ 16.36	\$ 180.00	\$ 170.00
Promotional Sales Item						
T-Shirts - Junior (Small)	Each	Y	\$ 9.09	\$ 0.91	\$ 10.00	\$ 10.00
T-Shirts - Senior (Small, Medium, Large, X-Large)	Each	Y	\$ 13.64	\$ 1.36	\$ 15.00	\$ 15.00
Flag badges	Each	Y	\$ 0.91	\$ 0.09	\$ 1.00	\$ 1.00
General Merchandise	Each	Y	\$ 0.91	\$ 0.09	\$ 1.00	NA
General Merchandise	Each	Y	\$ 4.55	\$ 0.45	\$ 5.00	NA
General Merchandise	Each	Y	\$ 13.64	\$ 1.36	\$ 15.00	NA
General Merchandise	Each	Y	\$ 13.64	\$ 1.36	\$ 15.00	NA
General Merchandise	Each	Y	\$ 18.18	\$ 1.82	\$ 20.00	NA
Promotional Sales Item						
General Merchandise	Each	Y	\$ 22.73	\$ 2.27	\$ 25.00	NA
General Merchandise	Each	Y	\$ 27.27	\$ 2.73	\$ 30.00	NA
General Merchandise	Each	Y	\$ 31.82	\$ 3.18	\$ 35.00	NA
General Merchandise	Each	Y	\$ 36.36	\$ 3.64	\$ 40.00	NA

General Merchandise	Each	Y	\$	40.91	\$	4.09	\$	45.00	NA
General Merchandise	Each	Y	\$	45.45	\$	4.55	\$	50.00	NA
Miscellaneous Fee									
Workshops	Per Person	Y	\$	18.18	\$	1.82	\$	20.00	NA
Workshops	Per Person	Y	\$	45.45	\$	4.55	\$	50.00	NA
Library and Information Services									
Library Bags									
Library Bags	Per bag	Y	\$	0.91	\$	0.09	\$	1.00	\$ 1.00
Bookmarks	Single	Y	\$	1.82	\$	0.18	\$	2.00	NA
Publications - Libraries-Historical									
Greeting Cards	Single	Y	\$	1.00	\$	0.10	\$	\$1.10	\$ 7.70
Greeting Cards	Pack 8	Y	\$	7.00	\$	0.70	\$	\$7.70	\$ 7.70
Historical Print	Each	Y	\$	0.91	\$	0.09	\$	\$1.00	\$ 1.00
Postcards	Single	Y	\$	0.50	\$	0.05	\$	\$0.55	\$ 0.55
Postcards	Pack 6	Y	\$	2.50	\$	0.25	\$	\$2.75	\$ 2.75
Sales - Community Information Products									
Community Information electronic database/labels	Per sheet/electronic request	Y	\$	5.00	\$	0.50	\$	\$5.50	\$ 5.50
Sales - Genealogical Information									
Vouchers for the Public Records Office in UK	Per voucher	N	\$	17.50	\$	-	\$	\$17.50	\$ 17.50
Sales - Historical Photographs									
Commercial Use	Up to 20 cm x 30 cm using any negative each	Y	\$	20.00	\$	2.00	\$	\$22.00	\$ 22.00
Electronic Use Web Page		Y	\$	40.00	\$	4.00	\$	\$44.00	\$ 44.00
Personal Use	Up to 11cm x 13 cm using standard negative	Y	\$	5.00	\$	0.50	\$	\$5.50	\$ 5.50
Personal Use	Up to 15 cm x 20 cm using standard negative each	Y	\$	10.00	\$	1.00	\$	\$11.00	\$ 11.00
Personal Use	Up to 20 cm x 30 cm using standard negative each	Y	\$	15.00	\$	1.50	\$	\$16.50	\$ 16.50
Sales - Local Studies Products									
Cassette Recording	1 Tape	Y	\$	5.00	\$	0.50	\$	\$5.50	\$ 5.50
CD recording	1 CD	Y	\$	5.00	\$	0.50	\$	\$5.50	\$ 5.50
DVD	Each	Y	\$	6.00	\$	0.60	\$	\$6.60	\$ 6.60
Game Disc	Each	Y	\$	8.00	\$	0.80	\$	\$8.80	\$ 8.80
PC & Mac Software	Each	Y	\$	10.00	\$	1.00	\$	\$11.00	\$ 11.00
Service Fee - Meeting Room and Kitchen Facilities									
Commercial Usage Double	Per hour plus \$50 bond	Y	\$	30.00	\$	3.00	\$	\$33.00	\$ 33.00
Commercial Usage Single	Per hour plus \$50 bond	Y	\$	20.00	\$	2.00	\$	\$22.00	\$ 22.00
Other Usage Single	Per hour plus \$50 bond	Y	\$	12.00	\$	1.20	\$	\$13.20	\$ 13.20
Other Usage Double	Per hour plus \$50 bond	Y	\$	18.00	\$	1.80	\$	\$19.80	\$ 19.80
Service Fee - Whitfords/Duncraig Meeting Room (No Kitchen Facilities)									
Commercial Use	1st hour	Y	\$	18.00	\$	1.80	\$	\$19.80	\$ 19.80
Commercial Use	2nd hour or repeat booking	Y	\$	35.00	\$	3.50	\$	\$38.50	\$ 38.50
Commercial Use - Refundable Bond per booking		N	\$	25.00	\$	-	\$	\$25.00	\$ 25.00
Non-Profit Community use	1st hour	Y	\$	8.00	\$	0.80	\$	\$8.80	\$ 8.80
Non-Profit Community use	2nd hour or repeated booking	Y	\$	15.00	\$	1.50	\$	\$16.50	\$ 16.50
RefundDiscretionary Bond per booking		N	\$	15.00	\$	-	\$	\$15.00	\$ 15.00
Service Fees - Bibliographic Fees									
Bibliographic Fees	Per 30 pages, after 30 pages	Y	\$	3.00	\$	0.30	\$	\$3.30	\$ 3.30
Bibliographic Fees	1 to 30 Pages	Y	\$	6.00	\$	0.60	\$	\$6.60	\$ 6.60
Local Studies Voucher	Per voucher	Y	\$	15.91	\$	1.59	\$	\$17.50	\$ 17.50
Service Fees - Blank Computer Disks									
Blank Computer Disks	Each	Y	\$	1.36	\$	0.14	\$	\$1.50	\$ 1.50
Service Fees - Booksale									
Adult Hardback	Per item	Y	\$	3.00	\$	0.30	\$	\$3.30	\$ 3.30
Adult Paperback	Per item	Y	\$	1.59	\$	0.16	\$	\$1.75	\$ 1.75
Bestseller - Hardcover		Y	\$	9.09	\$	0.91	\$	\$10.00	\$ 10.00
Bestseller - Paperback		Y	\$	4.55	\$	0.45	\$	\$5.00	\$ 5.00
Booksale	\$0.50 per item / sheet	Y	\$	0.50	\$	0.05	\$	\$0.55	\$ 0.55
Booksale	\$4.00 per item / sheet	Y	\$	4.00	\$	0.40	\$	\$4.40	\$ 4.40
Booksale	\$2.00 per item / sheet	Y	\$	2.00	\$	0.20	\$	\$2.20	\$ 2.20
Service Fees - Booksale									
Cassette Cases per 5 items	5 items	Y	\$	1.59	\$	0.16	\$	\$1.75	\$ 1.75
CD	Each	Y	\$	5.00	\$	0.50	\$	\$5.50	\$ 5.50
CD Cases per 5 items	5 items	Y	\$	1.59	\$	0.16	\$	\$1.75	\$ 1.75
Condensed books - 3 items	3 items	Y	\$	1.00	\$	0.10	\$	\$1.10	\$ 1.10
Encyclopedias	Each	Y	\$	6.00	\$	0.60	\$	\$6.60	\$ 6.60
Junior Hardback	Per item	Y	\$	1.59	\$	0.16	\$	\$1.75	\$ 1.75
Junior Paperback	Per item	Y	\$	1.00	\$	0.10	\$	\$1.10	\$ 1.10
L.O.T.E. (Language other than English)	Each	Y	\$	1.00	\$	0.10	\$	\$1.10	\$ 1.10
Magazines - 5 items	5 items	Y	\$	1.00	\$	0.10	\$	\$1.10	\$ 1.10

Video Cases per 5 items	5 items	Y	\$	1.59	\$	0.16	\$1.75	\$	1.75
Videos	Each	Y	\$	2.00	\$	0.20	\$2.20	\$	2.20
Service Fees - Computer Printing									
Colour A3	Per page	Y	\$	3.64	\$	0.36	\$4.00	\$	4.00
Colour A4	Per page	Y	\$	2.00	\$	0.20	\$2.20	\$	2.20
Internet	Per page	Y	\$	0.18	\$	0.02	\$0.20	\$	0.20
Microfilm / Microfiche	Per page	Y	\$	0.50	\$	0.05	\$0.55	\$	0.55
Word Processing	Per page - after 10 pages	Y	\$	0.50	\$	0.05	\$0.55	\$	0.55
Service Fees - Equipment Hire - Whitford/Joondalup/Duncraig Library									
Lectern	Per booking	Y	\$	2.50	\$	0.25	\$2.75	\$	2.75
Microphone	Per booking	Y	\$	2.50	\$	0.25	\$2.75	\$	2.75
Overhead Projector	Per booking	Y	\$	9.09	\$	0.91	\$10.00	\$	10.00
Stage	Per booking	Y	\$	4.55	\$	0.45	\$5.00	\$	5.00
TV/VCR/DVD	Per booking	Y	\$	9.09	\$	0.91	\$10.00	\$	10.00
Whiteboard	Per booking	Y	\$	9.09	\$	0.91	\$10.00	\$	10.00
Service Fees - Fax/Data projector/phone service									
Domestic	Each subsequent page	Y	\$	1.00	\$	0.10	\$1.10	\$	1.10
Domestic	1st page	Y	\$	2.00	\$	0.20	\$2.20	\$	2.20
International	1st page	Y	\$	4.55	\$	0.45	\$5.00	\$	5.00
International	Each subsequent page	Y	\$	2.27	\$	0.23	\$2.50	\$	2.50
Local Telephone call	Per call	Y	\$	0.27	\$	0.03	\$0.30	\$	0.30
Over four hours	Per booking	Y	\$	90.91	\$	9.09	\$100.00	\$	100.00
Under four hours	Per booking	Y	\$	45.45	\$	4.55	\$50.00	\$	50.00
Service Fees - Fines									
Fines	Per item per day	N	\$	0.20	\$	-	\$0.20	\$	0.20
Service Fees - Ground floor meeting room and kitchenette facility									
Commercial usage	Per hour plus \$50 bond	Y	\$	25.45	\$	2.55	\$28.00	\$	28.00
Non-profit community use	Per hour plus \$50 bond	Y	\$	14.55	\$	1.45	\$16.00	\$	16.00
Other usage	Per hour plus \$50 bond	Y	\$	9.09	\$	0.91	\$10.00	\$	10.00
Service Fees - Historical Training Courses									
Half Day or Evening	Per person	Y	\$	22.73	\$	2.27	\$25.00	\$	25.00
Minor (less than 2 hours)	Per person	Y	\$	13.64	\$	1.36	\$15.00	\$	15.00
One Day (City volunteers exempt)	Per person	Y	\$	50.00	\$	5.00	\$55.00	\$	55.00
Service Fees - Laptop and data projector									
Laptop/Data projector	Per booking	Y	\$	18.18	\$	1.82	\$20.00	\$	20.00
Service Fees - Lost/Damaged stock charge									
Minimum lost/damaged stock item charge	per item	Y	\$	10.00	\$	1.00	\$11.00	\$	11.00
Minimum repair charge	per item	Y	\$	5.00	\$	0.50	\$5.50		NA
Service Fees - Lost book charge									
Lost book charge	Per person	Y	\$	10.00	\$	1.00	\$11.00	\$	11.00
Service Fees - Lost Borrower Cards									
Lost Borrower Cards	Each	Y	\$	5.00	\$	0.50	\$5.50	\$	5.50
Service Fees - Meeting room and kitchen facilities									
Non-profit community use double	Per hour plus \$50 bond	Y	\$	18.00	\$	1.80	\$19.80	\$	19.80
Non-profit community use single	Per hour plus \$50 bond	Y	\$	12.00	\$	1.20	\$13.20	\$	13.20
Service Fees - Personal Computing Facilities									
General (including 10 pages of computer printing)	Per hour	Y	\$	5.18	\$	0.52	\$5.70	\$	5.70
Seniors / Unemployed and Full Time Students (including 10 pages of computer printing)	Per hour	Y	\$	3.09	\$	0.31	\$3.40	\$	3.40
Service Fees - Photocopies									
Black and White Photocopier	Each A3	Y	\$	0.36	\$	0.04	\$0.40	\$	0.40
Black and White Photocopier - > 1000	Each A3	Y	\$	0.18	\$	0.02	\$0.20	\$	0.16
Black and White Photocopier - >1000	Each A4	Y	\$	0.09	\$	0.01	\$0.10	\$	0.08
Black and White Photocopier - 100-1000	Each A4	Y	\$	0.18	\$	0.02	\$0.20	\$	0.15
Black and White Photocopier - 100-1000	Each A3	Y	\$	0.27	\$	0.03	\$0.30	\$	0.30
Black and White Photocopier - 1-100	Each A3	Y	\$	0.36	\$	0.04	\$0.40	\$	0.40
Black and White Photocopier - 1-100	Each A4	Y	\$	0.18	\$	0.02	\$0.20	\$	0.20
Colour Photocopier	Each A3	Y	\$	1.82	\$	0.18	\$2.00	\$	4.50
Service Fees - Photocopies									
Colour Photocopier	Each A4	Y	\$	0.91	\$	0.09	\$1.00	\$	2.50
Service Fees - Program									
Program Type A - Program Participation	Per person	Y	\$	1.82	\$	0.18	\$2.00	\$	2.00
Program Type B - Program Participation	Per person	Y	\$	4.55	\$	0.45	\$5.00	\$	5.00
Program Type C - Program Participation	Per person	Y	\$	9.09	\$	0.91	\$10.00	\$	10.00
Program Type D - Program Participation	Per person	Y	\$	13.64	\$	1.36	\$15.00	\$	15.00
Service Fees - Temporary Membership Deposits									
Temporary Membership Deposits	Per person	N	\$	12.00	\$	-	\$12.00	\$	12.00
Temporary Membership Deposits	Per family	N	\$	35.00	\$	-	\$35.00	\$	35.00