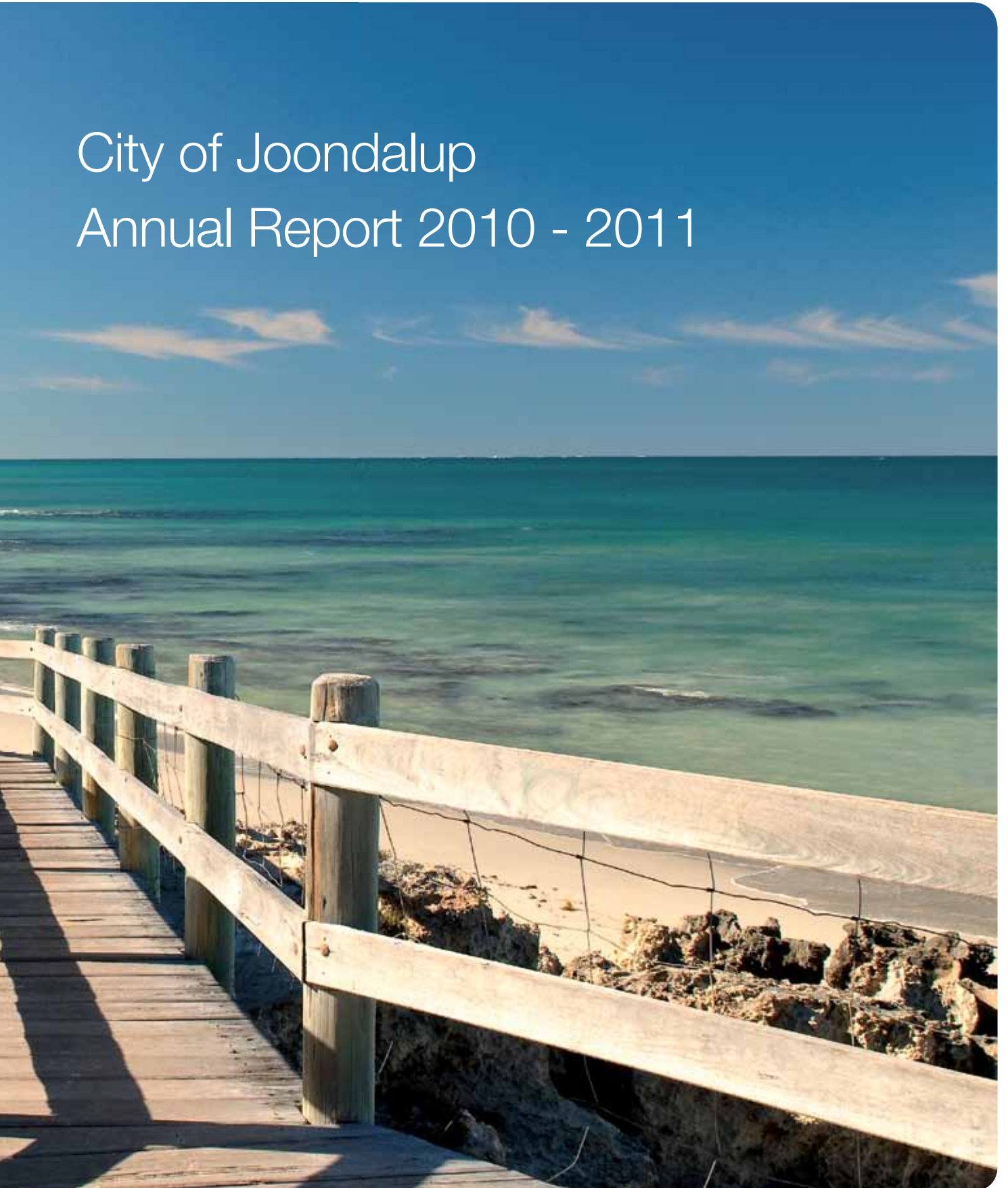


City of Joondalup Annual Report 2010 - 2011







Contents

Mayor's Message	2
Chief Executive Officer's Message	4
Vision and Mission	6
Your Council	6
Organisational Structure	7
Sustainability Reporting	8
Global Reporting Initiative Indicators Glossary	9
Key Focus Area 1	
Leadership and Governance	10
Key Focus Area 2	
The Natural Environment	16
Key Focus Area 3	
Economic Prosperity and Growth	24
Key Focus Area 4	
The Built Environment	30
Key Focus Area 5	
Community Wellbeing	36
Statutory Reports	50
Financial Indicators	54
Financial Statements	56
Elected Members Attendance	66



Mayor's Message

Looking back at the 2010-2011 financial year, it is pleasing to see the City continued to successfully balance the important roles of providing quality and value-for-money services to the community with managing the ongoing growth and development of Joondalup.

This 2010-2011 annual report highlights the many exciting achievements, programs, successes and issues that contributed to a very busy 12 months as the City focussed on meeting the needs and priorities of the local community.

The City delivers more than 150 services to its residents, which underlines the important role Local Government plays in our day-to-day lives as the closest tier of government to the community.

From waste collection to local traffic management, from libraries, leisure and recreation services to graffiti removal, community and cultural services, the City has a challenging task to meet the very diverse needs of its community.

The recent annual customer satisfaction survey results demonstrate that overall the community is very satisfied with how the City is performing and delivering services and facilities.

This feedback is important and despite the good results, the City will continue its commitment to service delivery excellence for residents and ratepayers to ensure that Joondalup is well positioned to grow as a vibrant region for the benefit of everyone in the community.

In 2010-2011, after several years of lobbying by the Council, the Joondalup City Centre officially became a Special Trading Precinct allowing shops to take advantage of extended trading hours on Sundays.

Extended trading has been embraced by the local community and has provided many benefits for local businesses and residents including economic opportunities and job creation, as well as greater flexibility for shoppers and families.

Extended trading will be vital as the City Centre strives to become a Primary Centre and Perth's second CBD.

Attracting business and investment to the City was a focus over the past 12 months as several new developments were approved by the Council and service providers such as the Motor Industry Trade Association moved their headquarters to the Joondalup City Centre – emphasising the journey Joondalup is on to become the major economic hub of the North West corridor of Perth.

The City spent significant funds in 2010-2011 on exciting and forward-thinking projects, providing an increasingly broad range of infrastructure, economic and community services, which have been well received by the community.

The Ocean Reef Marina development and the Joondalup Performing Arts and Cultural Facility are two visionary projects that moved forward in 2010-2011. A Joondalup Performing Arts and Cultural Facility Steering Committee was formed to provide leadership to the project and work continued on the Business Case and Structure Plan for the Ocean Reef Marina development.

Spending \$6.59 million on new and upgraded community buildings highlights the City's commitment to providing outstanding facilities for local sporting and community groups and the wider community.

The City secured almost \$3 million in Federal Funding to build these facilities as part of the Regional and Local Community Infrastructure Program (RLCIP), which is a great outcome for the City and the local community.

I would like to thank my fellow Elected Members for their leadership and vision as we continue to provide a shared vision for the future of Joondalup, which I believe is one of exciting possibilities.

On behalf of Council I also extend thanks to those in our community who have, over the past 12 months, contributed so much of their time, expertise and energy to helping make Joondalup one of the most desirable places to live, work and visit in Perth.

Troy Pickard
Mayor



CEO's message

The City of Joondalup continues to be committed to sustainable development and meeting the needs of current and future generations through a range of environmental, social and economic programs and services aimed at giving the local community a range of healthy lifestyle choices and options.

Joondalup is still the second largest Local Government authority in WA by population with approximately 164,000 people now living within the City's boundaries.

Ensuring the long-term financial sustainability of the City is a top priority and in the past few years, the Joondalup Council has made decisions that will see the City cater for the future needs of its local community.

In 2010-2011, the City continued to focus on the concept of sustainability and worked hard to position Joondalup as a leader and a benchmark in the Local Government sector, for its innovative environmental programs and projects that promote the importance of preserving and conserving the local environment as well as its precious resources, including local bushland and wetland areas.

The City also provided a range of services, programs, forums and initiatives designed to improve economic development, community safety, health and lifestyle options, youth and community events and managing the local environment effectively.

The City continued to strengthen and develop its Sister City relationship with Jinan in China as a Joondalup-led delegation travelled in September 2010, to meet key Jinan officials.

This Sister City relationship will pay dividends for all parties, with the City actively promoting its Joondalup Learning Precinct (JLP) to overseas students. As a result of this trip, it is expected that both Cities will work towards ensuring the partnership produces positive economic, trade, education, health and tourism initiatives for Joondalup and Jinan.

The City is committed to communicating and engaging with its ratepayers on the key issues and throughout 2010-2011, several important projects received positive feedback during community consultation including the proposed Currambine Community Centre, the Tom Simpson Park upgrade, the draft Local Housing Strategy and the Beach Management Plan.

The City will progress these important projects further in 2011-2012.

Valuing the relationship it has with its business stakeholders, the City organised and hosted five Business Forums in 2010-2011 focussing on important issues such as tourism, Joondalup City Centre growth and growing local businesses.

These Business Forums have proven to be a popular form of communication and networking for local businesses and encourage engagement between the City and its stakeholders.

As this annual report highlights, 2010-2011 was an exciting, yet challenging year in which the City achieved a great deal including being able to strike a good balance between ensuring continued capital improvements, new projects and upgrades to the City's facilities and infrastructure with the need to be financially responsible.

In 2011-2012, the City will focus on continuing to provide outstanding facilities, services and value for money to ratepayers while planning a sustainable and exciting future for the City and the local community.

Finally, I would like to thank and recognise the continued efforts and leadership of the Joondalup Council Elected Members and City staff for their commitment to delivering excellent customer service and positive outcomes for local ratepayers and residents.

Garry Hunt
Chief Executive Officer

Vision & Mission

The City of Joondalup's Strategic Plan 2008-2011 provides the highest level of direction for the City. It is an overarching framework that aims to achieve better leadership and decision making with greater community participation.

The Vision and Mission of the City are:

Vision

To be a sustainable City that is committed to service delivery excellence and operates under the principles of good governance.

Mission

To undertake all our activities with the endeavour of meeting community expectations and achieving sustainable lifestyles.

The Plan is structured into five Key Focus Areas that provide strategic direction to enable the City to achieve the Vision.

The City's Key Focus Areas are:

- Leadership and Governance;
- The Natural Environment;
- Economic Prosperity and Growth;
- The Built Environment; and
- Community Wellbeing.

Each Key Focus Area is considered throughout this Annual Report.

Your Council

MAYOR
City of Joondalup



Troy Pickard

NORTH WARD

Joondalup Burns Beach Connolly Currabmine Kinross Iluka



Cr Kerry Hollywood

kerry.hollywood@joondalup.wa.gov.au

Term Expires: October 2013



Cr Tom McLean JP

tom.mclean@joondalup.wa.gov.au

Term Expires: October 2011

NORTH CENTRAL WARD

Ocean Reef Heathridge Mullaloo Edgewater



Cr Philippa Taylor

philippa.taylor@joondalup.wa.gov.au

Term Expires: October 2013



Cr Trona Young

trona.young@joondalup.wa.gov.au

Term Expires: October 2011

SOUTH WARD

Warwick Duncraig Marmion



Cr Russ Fishwick

russ.fishwick@joondalup.wa.gov.au

Term Expires: October 2013



Cr Fiona Diaz

fiona.diaz@joondalup.wa.gov.au

Term Expires: October 2011

SOUTH EAST WARD

Kingsley Greenwood



Cr John Chester

john.chester@joondalup.wa.gov.au

Term Expires: October 2013



Cr Brian Corr

brian.corr@joondalup.wa.gov.au

Term Expires: October 2011

CENTRAL WARD

Kallaroo Craigie Beldon Woodvale



Cr Liam Gobbert

liam.gobbert@joondalup.wa.gov.au

Term Expires: October 2013



Cr Geoff Amphlett JP
DEPUTY MAYOR

geoff.amphlett@joondalup.wa.gov.au

Term Expires: October 2011

SOUTH WEST WARD

Padbury Hillarys Sorrento



Cr Christine Hamilton-Prime

christine.hamilton-prime@joondalup.wa.gov.au

Term Expires: October 2013



Cr Mike Norman

mike.norman@joondalup.wa.gov.au

Term Expires: October 2011

Organisational Structure



Garry Hunt

CHIEF EXECUTIVE OFFICER

Office of the CEO
Community Development
& Library Services
Leisure & Cultural Services
City Projects



DIRECTOR
Mike Tidy

CORPORATE SERVICES

Financial Services
Human Resource Services
Information Technology
Rangers, Parking & Community
Safety



DIRECTOR
Martyn Glover

INFRASTRUCTURE SERVICES

Infrastructure Management Services
Operations Services
Asset Management



DIRECTOR
Jamie Parry

GOVERNANCE & STRATEGY

Governance & Marketing
Strategic & Organisational
Development



DIRECTOR
Dale Page

PLANNING & DEVELOPMENT

Compliance & Regulatory Services
Planning Services

Sustainability Reporting

The City is committed to sustainable development and has adopted the following definition of sustainability.

Meeting the needs of current and future generations through the integration of environmental protection, social advancement, and economic prosperity.

The City applies this definition to the planning and management of its infrastructure and resources and uses a number of indicators to assess the overall sustainability of the City and to influence planning and service decisions.

This is the third year that the City has included the Global Reporting Initiative (GRI) in the Annual Report. The GRI is a comprehensive, best practice sustainability reporting framework that establishes guidelines, principles and indicators for organisations to measure and report against their economic, environmental and social performance.

The 2010-2011 City of Joondalup Annual Report does not include the GRI in its entirety. The City has chosen indicators that are supported by adequate qualitative and quantitative information, and that will provide the community and key stakeholders with information on progress towards sustainable development.

The City has a responsibility to the community and key stakeholders to be transparent across all operations and activities and to lead by example, and therefore has chosen to include the GRI into the Annual Report for the third year.

Sustainability reporting will continue to be enhanced in future Annual Reports and will continue to be seen as part of the City's core business.



GRI Indicator Ref	GRI Indicator Description	Annual Report Data Description	Page No
PR5	Practices related to customer satisfaction, including results of surveys measuring customer satisfaction	% Community Satisfaction Rating	13
EN3	Direct energy consumption by primary energy source	Annual Corporate Energy Consumption	21
EN8	Total water withdrawal by source	Annual Corporate Scheme Water Consumption	20
EN8		Annual Corporate Groundwater Consumption	20
EN12	Description of significant impacts of activities, products, and services on biodiversity in protected areas and areas of high biodiversity value outside protected areas.	Density of Priority Weeds	18
EN12		Waste Present Within Natural Areas Reserves	18
EN16	Total direct and indirect greenhouse gas emissions by weight	Corporate Greenhouse Gas Emissions	21
EN22	Total weight of waste by type and disposal method	Total Waste Diverted from Landfill (Tonnes)	22
EN22		Total Waste Diverted from Landfill (Percentage)	22
EC8	Development and impact of infrastructure investments and services provided primarily for public benefit through commercial, in-kind or pro bono engagement	Value of Planning Applications – City Centre	27
EC8		Value of Building Applications – City Centre	27
EC8		Value of Planning Applications – Whole of City	31
EC8		Value of Building Applications – Whole of City	31
EC8		Number of Business Forums and attendance	26
SO1	Nature, scope and effectiveness of any programs and practices that assess and manage the impacts of operations on communities, including entering, operating and exiting.	The extent to which the City consults the community about local issues	13
SO1		Top Incident Types Reported to City Watch	48
SO1		Number of Graffiti Removal Requests	47
SO1		Number of Children Immunised	49
SO1		Number of Immunisation Clinics	49
EC1	Direct economic value generated and distributed, including revenues, operating costs, employee compensation, donations, and other community investments, retained earnings, and payments to capital providers and governments.	Funding provided to Community Groups	40
EC1		Dollar Value of Events Sponsored by the City (excluding Community Funding)	29
EC1		Total Revenue	
EC1		Financial Statements	

For further information on the Global Reporting Initiative (GRI) visit www.globalreporting.org

KEY FOCUS

Area 1



Leadership and Governance

Communication

The City produced a wide range of materials to keep residents, stakeholders and the community informed about services and events within the City. These included:

- *Annual Report 2009-2010*;
- *City News* – an eight page newsletter distributed to residents in August 2010, October 2010, December 2010 and March 2011;
- *Joondalup Voice* – a fortnightly full page advertisement published in the Joondalup Weekender newspaper, distributed to householders and businesses;
- *What's On* – a full page advertisement published on a monthly basis in the Joondalup Weekender newspaper and distributed to households and businesses;
- *Wrap around* – a wrap around the Community News and the Sunday Times for residents in the northern suburbs to promote Joondalup City Centre Extended Trading in September 2010;
- *Lift out* – 16 page lift-out published in the Community News to promote Joondalup City Centre Extended Trading in October 2010;
- *Leisure and Lifestyle Guide* – a 24 page brochure distributed to all residents in November 2010; and
- *Lift-out* – a 16 page lift-out published in the West Australian newspaper in June 2011 which promoted the Joondalup Region.

Website Features

Since the launch of its new website in July 2009, the City has continued to develop a variety of new features during 2010-2011. These included:

- *City in the Media* – a facility that searches online media outlets and displays all news relevant to the City of Joondalup;
- A new search function for waste collections which displays yellow lid, green lid and bulk refuse dates for the suburb when residents type in their street address;
- Online forms for a range of services, including:
 - Party Alert Registration;
 - Holiday Alert Registration; and
 - Building and Planning Applications for patio, swimming pool and spa companies.
- Interactive virtual tours of facilities, including the Materials Recovery Facility in Wangara (waste recycling sorting facility) and the Yellagonga Interpretative Signage at Neil Hawkins Park, Joondalup;
- Development and launch of a new Community Directory to provide enhanced access to community information; and
- A website feedback tool so that the City can receive comments and suggestions for improvement from users.

The *Report It* function continues to be a popular feature as residents can submit online reports 24 hours a day for incidents of graffiti and requests for maintenance of City streets, parks and buildings.

E-newsletters

The City published a range of electronic newsletters with information tailored for all sections of the community. Joondalup Voice, Library Events, Leisure Online, Public Notices, Joondalup Jobs, Joondalup Business Online, and School Connections are regular features on the City's website, and readers can subscribe to these e-newsletters at www.joondalup.wa.gov.au.

Customer Service Display Screens

July 2010 saw the introduction of display screens at all City Customer Service Centres, Libraries and the Craigie Leisure Centre. The display screens provide customers with visual up-to-date information on the City's services and events.

Community Consultation

The City conducts community consultation to gain the views of the community or specific stakeholders on projects, issues or policies. Community consultation was conducted on a number of major projects including:


- Draft Local Housing Strategy which requested feedback to determine future housing types and densities, including the opportunity for subdivision and additional dwellings on a lot in certain areas to meet the needs of an expanding population;

- Draft Beach Management Plan which requested community views on the City's proposed approach to managing and developing its coastline in an effective and sustainable manner;
- Mirror Park Skate Park in Ocean Reef which provided the opportunity for local residents to express their views on the advantages and disadvantages of the skate park. Two surveys were delivered to each residence, one to be completed by the householder and one to be completed by a young person to ensure that the City gained an accurate gauge of community feeling from a range of age groups. The City is now working alongside a group of people who offered to serve on a Reference Group for the project;

- Currambine Community Centre, where views were sought on the internal spaces and parking provisions for the future Centre. To achieve representative responses from the community, the City consulted with three groups:

- Local householders and residents within 1km of the site;
- Local youth aged 12-18 within 1km of the site; and
- The general public.

The results of the survey will be presented to Council in the first quarter of 2011-2012.



- Tom Simpson Park Playground Re-development and upgrades to Oceanside Promenade, Mullaloo where residents were given the opportunity to comment on the redevelopment of the park and the traffic treatments in Oceanside Promenade. The comments informed the development of the final Draft Concept Plan for the area, which was aimed at improving safety for pedestrians and vehicles along Oceanside Promenade and to provide a safe, secure and family friendly park for the community. The final Draft Concept Plan was endorsed by Council in May 2011.
- Positive Ageing Plan which requested feedback from the community on the Positive Ageing Plan 2009-2012 as part of a review of the effectiveness of the current Plan.

Community Forums

The City commenced a program of Community Forums to engage with residents on general themes such as ageing, conservation and sustainable development in groups of up to 100 people. The rationale for this approach was to increase levels of community participation on matters likely to have an impact on the strategic direction of the City. Three Forums were held during the year.

Youth Forum

The Speak Out Youth Forum was held on 17 September 2010 and involved 68 young people from nine high schools and one alternative education program. The aim of the Forum was for young people to have their say and to gather ideas and perspectives of young people within the City in order to strengthen the services being provided. Some of the participants also expressed the desire to be more involved in the work of the City. The Forum identified a number of new initiatives for youth in the community which are being progressed by the City.

Seniors Interest Forum

The Seniors Interest Community Forum - *Baby Boomers Facing the Future* was held in November 2010 and was attended by over 50 people. The Forum identified a number of priority areas to inform the future strategic direction of the City, future policy development and service provision.



Conservation Forum

The Conservation Forum - *Protection of Natural Assets in the City of Joondalup* was held in March 2011. The purpose of the Forum was to find out what would encourage more local people to participate in existing and proposed conservation activities.

The program featured environmental experts who gave presentations on the City's natural assets, the threats to them, and the actions being taken to preserve them with the active involvement of the local community.

The Forum was attended by members of the public, including representatives from:

- Friends of Maritana Park;
- Friends of Carnaby Reserve;
- Friends of Yellagonga Regional Park;
- Friends of Warwick Bushland;
- Joondalup Community Coast Care Forum;

- Residents living within 100m of parks designated as being in need of protection; and
- University students studying conservation.

The Forum identified factors that would increase community interest and participation in volunteer conservation activities, and the comments will inform opportunities for greater community involvement.

Working Groups

The City established two Working Groups to engage with the community:

Community Safety and Crime Prevention Working Group

This Working Group was established with the objective of providing advice to the Council on community safety and crime prevention issues and to assist the Council in developing a strategic approach to ensure the safety and wellbeing of the wider community of the City of Joondalup.

During 2010-2011 the Working Group considered several issues including hoon behaviour, CCTV deployments, alcohol management, Neighbourhood Watch initiatives, intervention and support programs for youth and restorative justice for convicted graffiti offenders.

Streetscape Working Group

A Streetscape Working Group was established with the objective of providing advice to the Council on local streetscape amenity such as street trees, verges, public access ways and medians, and assisting the Council with the establishment of themed planting on road reserves to bolster the identity of the City's neighbourhoods.

Two meetings of the Streetscape Working Group took place in 2010-2011. The Working Group considered the development of a marketing and promotional campaign with the objective of increasing the City's urban forest and residents' requests for the planting of street trees on residential verges.

The indicator below highlights the percentage satisfaction with the City's consultation in 2010-2011.

Global Reporting Indicator SO1	2010-2011 Measure
The extent to which the City consults the community about local issues	67.4%

Community Satisfaction Survey

The City conducted its Customer Satisfaction Survey in May/June 2011.

The survey is conducted annually to measure the level of overall satisfaction with the City and its performance in delivering specific services and facilities. Selected by random sampling, 603 respondents from within the City were interviewed by telephone, and asked a series of questions relating to overall satisfaction and satisfaction with specific services and facilities provided by the City. Care is taken to ensure that the sample is representative of the City's demographic profile in terms of age, gender and location.

A separate survey was conducted of residents who had used the City's Building and Planning Services over the previous 12 months to determine how satisfied they were with the service provided to them.

The sample size for the Customer Satisfaction Survey produced a sampling precision of +/- 4% at the 95% confidence interval – ie. there is a 95% certainty that the results obtained will be within +/-4% if a census was conducted of all households within the City of Joondalup. This percentage is in accordance with the level specified by the WA Auditor General.

Global Reporting Indicator PR5	2010-2011 Measure
% Overall Community Satisfaction Rating	84.1%

The City commenced a program of Community Forums to engage with residents on general themes such as ageing, conservation and sustainable development in groups of up to 100 people.





The table below provides the full results with comparisons with the results of the previous two years.

Service	2008/09	2009/10	2010/11
Overall Satisfaction	83.1	82.6	84.1
Satisfaction with services provided	89.8	89.2	92
Value for money from rates	62.3	63.4	66.1
Libraries	93.5	92.3	95.1
Festivals	90.3	88.3	93.1
Sport and recreation	90.2	90.2	95.6
Mobile security patrols	63.5	70.4	66.7
Graffiti removal	78.4	82.1	92.1
Ranger services	79.3	77.8	78.3
Weekly rubbish collection	97.2	97	98.5
Fortnightly recycling	92.6	92	89.9
Parks and Public Open Space	91.5	91.7	90.8
Street appearance	84.1	83.5	83.4
Planning and building	N/A	N/A	N/A
Planning	80	85.1	95.2
Building	89.7	87	94.7
Local traffic	77.4	79.5	73.5
Parking	58.2	54.4	N/A
Parking City Centre	Not measured	Not measured	45.5
Parking Residential Areas	Not measured	Not measured	76.8
Parking Near Schools & Stations	Not measured	Not measured	43.2
Community consultation*	69.7	74.8	67.4
City information**	72	78.3	72.9
Understand community needs	73.5	72.6	68.8

* The extent to which the City consults with the community about local issues

** The extent to which the City informs the community about local issues



Civic and Ceremonial Functions

The City hosted a number of Civic and Ceremonial functions through the year. These included Citizenship Ceremonies, Volunteer Appreciation functions and VIP functions in line with the City's Civic Functions calendar.

The City welcomed more than 1,000 residents as Australian citizens at Citizenship Ceremonies during the year. This included a special Citizenship Day Ceremony on 17 September 2010 to mark *National Australian Citizenship Day*.

The City demonstrated its appreciation to volunteers by holding a number of civic receptions and dinners to recognise the contribution of community groups, sporting clubs, conservation volunteers, seniors groups and many other volunteer groups and individuals who assist in creating a diverse, vibrant and sustainable community within the City.

VIP functions were held to recognise the valuable contribution sponsors and key stakeholders play in supporting City events and cultural programs, which include the Valentine's Concert, Joondalup Festival, Community Art Award and the Invitation Art Award.

New Strategic Plan

A review of the City's Strategic Plan 2008-2011 was completed and Key Focus Areas endorsed by Council in preparation for the development of a new Strategic Plan 2012-2022.

As part of the Local Government Reform Program the Department of Local Government has introduced a new *Integrated Planning and Reporting Framework* which sets out the requirements, process and timeframes for the development of a ten year Strategic Community Plan for all local governments. The introduction of the Framework and the resulting consultations conducted by the Department will inform the development of the City's new Strategic Plan.

Consultation workshops to determine community aspirations and priorities are planned to take place which will inform the content of the new Strategic Plan 2012-2022. The new Strategic Plan is expected to be endorsed in early 2012.

External Partnerships

The City of Joondalup is a strong supporting partner of the Joondalup Learning Precinct (JLP), comprising the three co-located education campuses of Edith Cowan University, West Coast Institute of Training and the Western Australian Police Academy.

The JLP's objectives, amongst other things, is to ensure that Precinct partners work in collaboration to contribute to the development of the region; cooperate with local and international industry, business, the community and other educational institutions; and develop commercial

programs and activities in local and international markets.

During the year the City collaborated with JLP partners to provide support for research initiatives aimed at contributing to the future development of the region, including small business research and climate change adaptation, in addition to partnering efforts in regional marketing and conducting of cultural events.

Jinan Sister City Relationship

The City also strengthened its Sister City relationship with the Jinan Municipal People's Government in China and participated in a joint delegation with JLP partners to Jinan in September 2010.

A Delegation, led by Mayor Troy Pickard and comprising representatives from the City of Joondalup, Edith Cowan University, and West Coast Institute of Training, attended the Shanghai *Better Cities, Better Life Expo*, and then visited Jinan from 23 to 28 September 2010. The purpose of the Delegation was to further develop the Sister City Relationship and economic, education, and cultural ties with Jinan, and to visit a number of Pavilions at the Shanghai Expo to gather information on better practice from other countries on making cities better places to live.

This Sister City Relationship continues to pay dividends for all parties, with the City actively promoting the JLP to overseas students, and examining opportunities to enhance relations with China for the benefit of the region.

KEY FOCUS

Area 2

The Natural Environment

Environmental Events and Programs

Environmental Education Program

The City's Environmental Education Program enables environmental initiatives to be carried out in a consistent and co-ordinated manner. The Program incorporates a range of education initiatives targeting schools, residents and the broader community to address key environmental issues and to encourage greater environmental stewardship by the community.

Focussing on the themes of biodiversity, energy, water, waste and transport, the following initiatives and events were undertaken in 2010-2011:

- *Great Gardens Workshops* – Four workshops were held, which provided the community with information regarding water-wise gardening, growing food at home and designing gardens to reduce energy use within the home.
- *Clean Up Australia Day* – The City supported 35 community groups to participate in clean-up activities in the City. City staff also participated in the day.
- *Environmental Resources* – Several publications were produced for the community. These included a *Children's Environmental Activity Book*, a *City of Joondalup Bird Guide* (in conjunction with *Birds Australia*) and two *Weed Guides*, *Environmental Weeds in the City of Joondalup* and *Garden Escapees in the City of Joondalup*.

- *Biodiversity Tours* – Throughout the year the City conducted a number of free tours to highlight the unique flora and fauna within the City. The tours included a *Spring Wildflower Tour*, a *Sun Sea and Spinifex Coastal Tour*, a *Bird Watching Tour* and a *Biodiversity and Bushtucker Tour*. All tours were led by experienced guides and were open to all community members to attend.
- *World Environment Day* – A new event was launched to recognise and celebrate World Environment Day with young adults in the City of Joondalup. A photography competition, *From Bush to Beach: Discovering My Local Environment*, was open to 12–17 year olds living or attending school in the City. The competition encouraged young adults to explore their local natural environment and take photographs that had meaning to them. Several high quality entries were received and finalist entries were exhibited in the City's Libraries during June 2011. The City plans to make the competition an annual event.
- *Adopt a Coastline Program* – Adopt a Coastline is an environmental awareness program for primary school students focussing on the coastal dunes. Students work with City Officers to revegetate the dune systems and take part in interactive environmental presentations to assist in meeting curriculum outcomes in a number of learning areas. In 2010-2011 the Program won the *Keep Australia Beautiful, Sustainable Cities, Young Legends Award*.



Biodiversity

Local Action for Biodiversity (LAB) Program

In October 2006 the City of Joondalup joined the ICLEI Local Action for Biodiversity (LAB) Program as one of 21 Pioneering Cities. Through participation in this Project the City developed a comprehensive Biodiversity Report and established five on the ground biodiversity related projects. Following the conclusion of ICLEI's initial LAB Project early in 2009, the City joined the next phase of the Program which aims to assist Local Governments to deliver biodiversity protection in the context of climate change.

The City is currently progressing through the Local Action for Biodiversity Climate Change Project which focusses on strengthening the links between biodiversity management and climate change at the local level. This includes the development of a Biodiversity and Climate Change Report which will assist the City to identify local risks of climate change within the City. The Program also focusses on utilising community education and public awareness initiatives to promote the importance of biodiversity and climate change within the community.

In February 2011, the Chief Executive Officer and Mayor Troy Pickard attended the LAB International Technical Workshop in Bergervier, South Africa. The workshop provided the opportunity for participants of the LAB Program to share information on best practice within the areas of biodiversity conservation and management. As part of the Workshop the City

provided an update on the work that is being undertaken in the area of climate change and biodiversity including the development of the City of Joondalup Climate Change Strategy, the completion of the Plants and People in Mooro Country publication and the installation of the Yellagonga Interpretive Signage.

In June 2011, Mayor Troy Pickard was appointed to the International Advisory Committee for the Local Action for Biodiversity Program. Mayor Pickard is the representative for the Australasia region, in the capacity of Mayor of the City of Joondalup, President of WALGA and Vice President of ALGA.

Yellagonga Interpretive Signage Project

The aim of the Yellagonga Interpretive Signage Project is to raise awareness of the environmental, cultural and heritage values of the Yellagonga Regional Park to the community. The Project involved the development and installation of interpretive signage within Neil Hawkins Park which details the biodiversity of the area and the utilisation of native plant species by local Nyungar people.

The Yellagonga Interpretive Signage Project was recognised at the 2011 WA Heritage Awards, winning the *Outstanding Interpretation Project That Enhances a Place* category. The WA Heritage Awards recognise outstanding commitment and contribution to heritage conservation and interpretation in Western Australia.



Coastal Biodiversity Signage Project

The coastal foreshore area is one of the City's most valuable environmental assets. It has been recognised for its conservation significance and is also greatly valued by the local community, visitors and tourists for its recreational and aesthetic qualities.

The Coastal Biodiversity Signage Project involved creating and installing interpretive signs along the City's dual-use coastal pathway from Marmion to Burns Beach. The Project consists of 11 signs, each with specific information on the environmental significance of the area relating to the location of the sign.

The Project aims to raise community awareness of the unique flora and fauna native to the coastal areas of the City of Joondalup, and educate readers on the land's historical use and the importance of conserving the area. The Project is due for completion in July 2011.

City of Joondalup Natural Areas Friends Group Manual

Friends Groups make a valuable contribution towards the conservation of biodiversity for present and future generations. The City of Joondalup is committed to supporting Friends Groups to improve the biodiversity values of natural areas within the City.

The City of Joondalup developed the *Natural Areas Friends Group Manual* in 2005 to provide guidance and information to Friends Groups operating within City reserves.

In 2010-2011 a review of the *Natural Areas Friends Group Manual* was undertaken to improve communication between the City and Friends Groups, to ensure the provision of appropriate information and to increase the level of support that the City provides to Friends Groups.

All Friends Groups operating within the City of Joondalup were consulted as part of the review process and feedback informed the development of the new Manual.

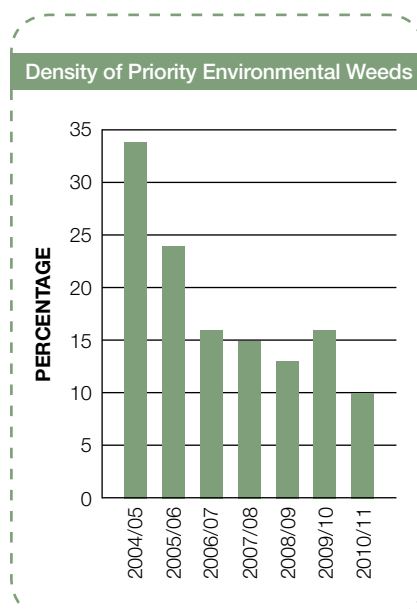
A number of new initiatives have been included within the new *Natural Areas Friends Groups Manual* to enhance communication between the City and Friends Groups, promote the work of Natural Areas Friends Groups, and raise community awareness of volunteering.

The new *Natural Areas Friends Group Manual* will be distributed to all Friends Groups that operate within the City.

Density of Priority Environmental Weeds

The City measures biodiversity through the density of environmental weeds. This is measured on three transects (a line along which environmental data is collected), with 10 of the City's reserves being assessed on an annual basis. The graph below shows the density of priority environmental weeds. The reduction in 2010-2011 is due to the increased weed control within natural areas during the year.

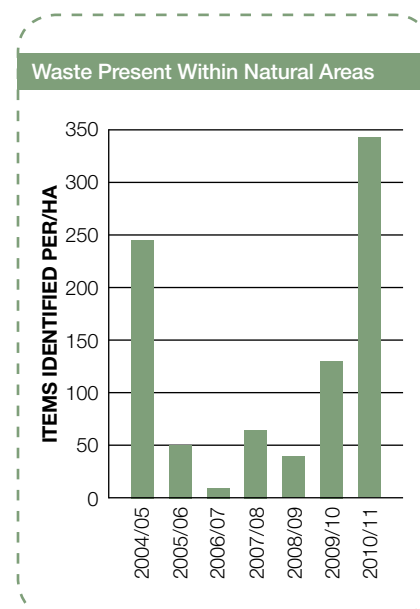
Global Reporting Indicator EN12	2010-2011 Measure
Density of Priority Environmental Weeds	10%



Waste Present Within Natural Areas

This indicator measures the amount of waste material that is present within natural areas, with data being collected on an annual basis from 10 of the City's natural areas. The increase in litter has resulted from a change in the litter collection service. Additional weed control teams have now taken over responsibility for the removal of rubbish in natural areas to address the build up of litter.

Global Reporting Indicator EN12	2010-2011 Measure
Waste Present within Natural Area	342 items per ha



Water

International Council for Local Environmental Initiatives (ICLEI) Water Campaign

The City completed Milestone 4 of the International Council for Local Environmental Initiatives (ICLEI) Water Campaign™. The Water Campaign™ is an international Program that aims to improve water quality and promote water conservation within local government operations and the wider community.

The City has achieved Milestone 4 of the Water Campaign™ through water saving actions and water quality improvement in the following areas:

Corporate Water Conservation

The City achieved a reduction of over 100,087 kilolitres of corporate water consumption since 2007-2008. The reduction was achieved through various projects including the installation of water saving devices at the Craigie Leisure Centre, monitoring and reviewing of groundwater irrigation practices and the implementation of hydrozoning and ecozoning techniques. At the end of the financial year, the City was 8% below its combined overall allocation for groundwater set by the Department of Water.

Community Water Conservation

The City achieved a reduction of over 211,020 kilolitres of community water consumption since 2007-2008. The reduction was achieved through the implementation of programs such as Living Smart, Great Gardens, Switch Your Thinking and the Environmental Education Program.

Corporate Water Quality

The City has been implementing water quality improvement projects since 2006-2007. Projects include the Yellagonga Wetlands Water Monitoring Study, Midge Management Program and trialling of weed control methods to determine best practice management.

Community Water Quality

The City has been implementing water quality improvement projects since 2006-2007. Projects include the Green Frog Stencilling Project, and Great Gardens Workshops.

Waterwise Council

During 2010-2011 the City of Joondalup was recognised as a Waterwise Council. Delivered in partnership by the Department of Water, Water Corporation and ICLEI- Local Governments for Sustainability, the Program aims to increase capacity to promote sustainable water management and improve water use efficiency within City operations and the community.

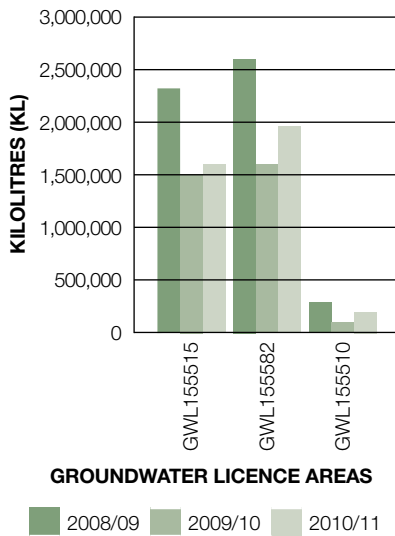
Receiving Waterwise accreditation is a further demonstration of the City's commitment to sustainably manage and conserve water sources now and into the future.

The City has recently commenced the development of a City Water Plan to provide a strategic direction for the delivery of water conservation and water quality improvement initiatives within the City.

The City has recently commenced the development of a City Water Plan to provide a strategic direction for the delivery of water conservation and water quality improvement initiatives within the City.



Groundwater Consumption

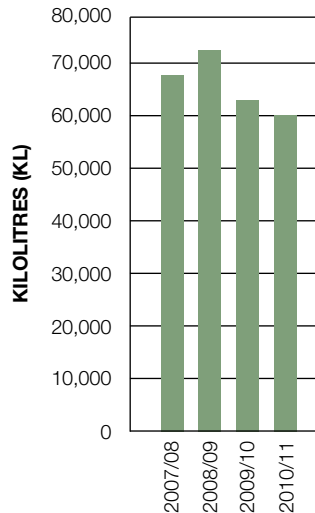


Groundwater Consumption

This graph represents the cumulative groundwater consumption information for the past three financial years for the City's three groundwater licence areas.

Global Reporting Indicator EN8	2010-2011 Measure
Total Groundwater Consumption	3,791,759kL

Corporate Scheme Water Consumption



Corporate Scheme Water Consumption

This graph represents the City's annual scheme water consumption. Overall the City's use of scheme water decreased in 2010-2011. Water has been saved through the installation of water saving technologies including waterless urinals, flow restricting taps and pool blankets.

Global Reporting Indicator EN8	2010-2011 Measure
Corporate Scheme Water Consumption	60,831 kL



Greenhouse Gases and Energy

Greenhouse Action Plan 2007-2010

The City's Greenhouse Action Plan was developed in 2007 to reduce energy use and greenhouse gas emissions within the City. The Plan contained a number of actions aimed at reducing greenhouse gas emissions within the City's own operations and the community sectors.

In 2010-2011 the City undertook a review of the Greenhouse Action Plan to determine the impact of the actions that had been implemented over the life of the Plan.

The Greenhouse Action Plan contained 36 actions to be implemented over a three year period, and key highlights have included:

Action 1: Undertake energy audits on the top 5 emitting City buildings and develop a priority schedule for undertaking ongoing audits of all other buildings City buildings.

Energy audits were carried out during the life of the Plan on the Joondalup Administration Building and Civic Centre, Joondalup Library, Woodvale Library, Whitfords Library and Craigie Leisure Centre.

Action 17: Continue to subscribe annually to the Carbon Neutral Program to offset the total amount of fuel consumed by the City vehicles through carbon sequestration.

The City has purchased carbon offsets from Carbon Neutral to offset annual fleet emissions. During the period from 2007 to 2010 the City offset 12,468.17 tonnes of carbon dioxide. This is equivalent to taking 2,900 cars permanently off the road. The City has also planted 12,117 native seedlings within rural Australia, through the Carbon Neutral Program.

Action 20: Improve the re-inventory process by investigating the use of different methodologies to determine greenhouse gas emissions to strive for more consistent recording in the future.

The City joined the Planet Footprint Program in 2009-2010. Through the Program the City receives detailed energy and greenhouse consumption data on a quarterly basis. This information has been utilised to track and report on the City's greenhouse gas emissions on an annual basis.

The implementation of actions within the Greenhouse Action Plan has contributed to a decrease in the amount of greenhouse gas emissions being created from City operations.

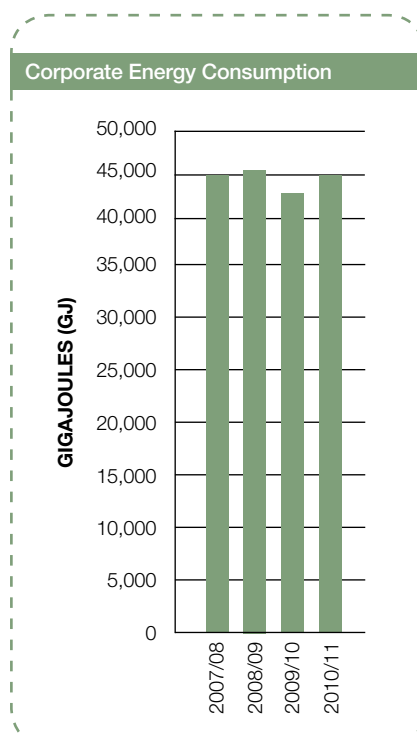
Corporate Energy Consumption

The graph below represents the City's annual energy consumption. Corporate energy consumption is measured across all City buildings and has remained consistent over the last three years.

A number of City buildings are installed with energy efficient lighting, and all new buildings and refurbishments of existing building are fitted with energy efficient fittings where possible.

The City will continue to monitor the energy use of its buildings and investigate opportunities to enhance energy efficiency.

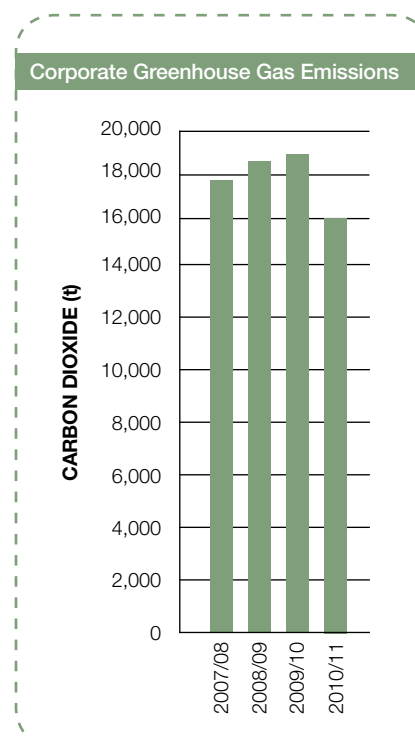
Global Reporting Indicator EN3	2010-2011 Measure
Corporate Energy Consumption	44,943 GJ



Corporate Greenhouse Gas Emissions

This graph represents the City's annual greenhouse gas emissions. The decrease in emissions is attributed to the City recommencing the purchase of 75 percent Green Power for the Joondalup Administration Building (including the Joondalup Library) and the Craigie Leisure Centre from 1 July 2010.

Global Reporting Indicator EN16	2010-2011 Measure
Corporate Greenhouse Gas Emissions	15,901 tonnes of CO ₂



In December 2010 the City accepted a new tender to provide both the domestic and recycling collection services for the City.

Waste

2010-2011 saw a further significant increase in the amount of waste diverted from landfill which represents the culmination of eight years work in progressing the City's Waste Management Strategy. This was achieved through:

- Increases in the diversion of waste from landfill to the Neerabup Recovery Facility in Wangara resulting in better recovery rates in 2010-2011;
- Improved operation of the Materials Recovery Facility in Wangara resulting in better recovery rates for recyclable materials; and
- Increased community awareness of the recycling service.

Improvements in the recycling commodities market resulted in enhanced economic performance of the Materials Recovery Facility

at Wangara, and overall diversion rates from landfill improved dramatically from approximately 20% in 2008-2009 and 35% in 2009-2010 to 44% in 2010-2011.

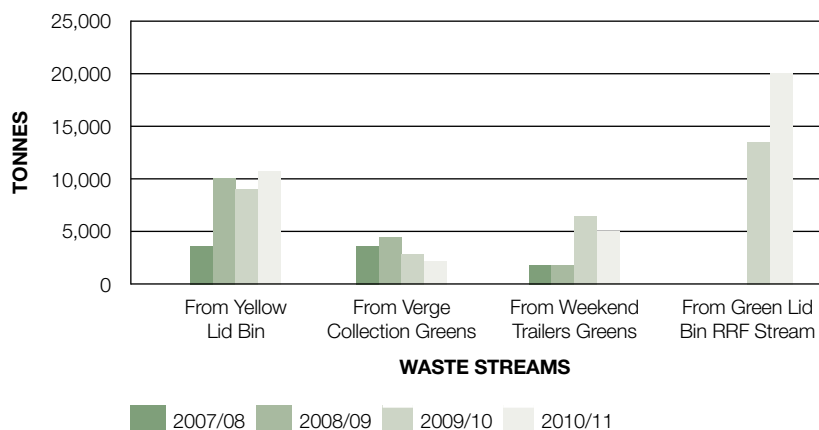
In December 2010 the City accepted a new tender to provide both the domestic and recycling collection services for the City. The new contract will result in a significant reduction in the cost for the collection service.

Global Reporting Indicator EN22	2010-2011 Measure
Total Waste Diverted from Landfill (Tonnes)	38423 tonnes

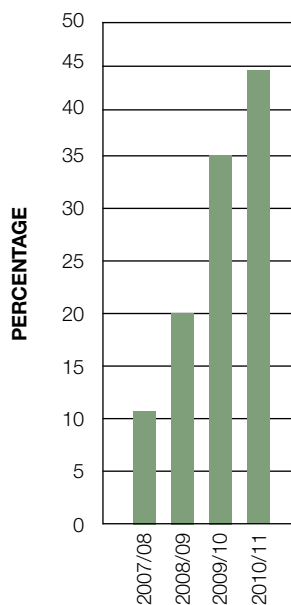
Global Reporting Indicator EN22	2010-2011 Measure
Total Waste Diverted from Landfill (Percentage)	44%



Total Waste Diverted from Landfill by Tonnes



Total Waste Diverted from Landfill (%)



In July 2010 Council endorsed the Strategic Waste Minimisation Plan 2010-2014 which guides the City's management of waste. Strategies and projects within the Plan aim to:

- Improve community awareness regarding waste minimisation.
- Optimise the management and minimisation of waste streams.
- Support initiatives to remove specialised waste streams including construction and demolition waste and household hazardous waste from the waste stream.

- Support the Mandarie Regional Council in programs to provide increased waste recovery and a reduced environmental impact on the region.
- Support the concept of Extended Producer Responsibility.
- Lead by example with respect to the City's corporate waste minimisation initiatives.

The Plan will provide direction in waste services for the City through to 2014.

KEY FOCUS

Area 3

Economic Prosperity and Growth

The City continued implementation of its Economic Development Plan to support the growth and prosperity of the economy in the City of Joondalup.

Major achievements for 2010-2011 included:

- Promotion of extended trading hours for the Joondalup City Centre following its designation as a Special Trading Precinct by the State Government;
- Establishment of a regular forum for regional economic development meetings to discuss regional initiatives with other local governments and state government departments;
- Endorsement of a Regional Governance Framework by the Councils of Joondalup and Wanneroo as a basis for ongoing dialogue with the State Government.
- Signing of a Memorandum of Understanding by the City and major stakeholders for the purpose of supporting and facilitating the location of general government sector agencies in the City of Joondalup;
- Co-operation with the Cities of Wanneroo and Stirling and Experience Perth to develop tourism destination marketing material for the Sunset Coast Region;
- Working with Edith Cowan University to consider opportunities for inclusion of City based projects and research into Centre for Planning courses for 2011;
- Development of an Investment and Industry Attraction package;
- Signing of a Letter of Agreement between the City and the Small Business Centre to confirm the terms and conditions for the 2011-2012 and 2012-2013 funding arrangements;
- Publication of a 16 page lift-out in the West Australian Newspaper focussing on attracting a variety of business, investors and new visitors to the region;
- A submission to the Australian Government's *Our Cities: Building a productive, sustainable and liveable future* Discussion Paper;
- Working with the City of Wanneroo and the Department of Planning to provide input into the Department of Planning *North West Sub-Region Employment Allocation* Report on employment targets for Activity Centres.

The City reviewed its Economic Development Plan 2007-2011 in preparation for the development of a new Economic Development Plan. The Draft Economic Development Plan will be completed in 2012.





Industry and Business Attraction

Commercial Office Development

The City lodged an Expression of Interest with the State Government for location of State Government Office Accommodation in Joondalup, nominating a preferred site. The benefits for locating offices in the City Centre include the excellent public and private transport infrastructure, availability of prime commercial land, and an attractive City Centre with cafés, restaurants, retail and service industries.

The Department of Treasury and Finance advised in February 2011 that the Expression of Interest process for Leased Office Accommodation in Metropolitan Activity Centres had been placed on hold pending further decisions in relation to the State Government's office accommodation requirements.

The City will continue to work towards attracting State Government office accommodation to the Joondalup City Centre.

Investment and Industry Attraction Package

The City has developed an Investment and Industry Attraction Package to help attract industry and commercial investment to the region. The pack consists of:

- A booklet including current statistical data and information for new businesses;
- An Economic Bulletin which is a biannual publication providing current economic data and an overview of investment and growth in the City;
- An Invest Joondalup PowerPoint presentation template for investment enquires intended for agencies or businesses relocating to Joondalup; and
- City tourism videos.

The Industry Investment and Attraction Package will be distributed in 2011-2012.

Joondalup Business Online Newsletter

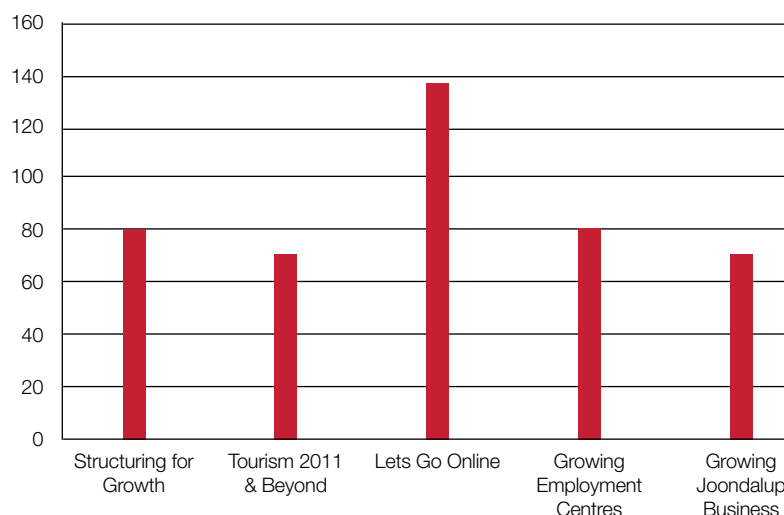
The Joondalup Business Online Newsletter was made available on the City's website throughout 2010-2011. This is a quarterly electronic publication focussing on business news, and outlines events and services of interest to the local business community.

Business Forums

The City's Business Forums provide an effective communication channel for discussion on development opportunities in the City, regional initiatives and strategic economic issues to the City's wider stakeholders and business community. In 2010-2011, five Business Forums were conducted by the City or in partnership with other stakeholders.

- *Structuring for Growth* was held in August 2010, and focussed on the City Centre Structure Plan and the implications of future growth in the Joondalup City Centre. The Forum also included information on the key aspects of the Government Office Accommodation Master Planning Discussion Paper and the implications of office relocations to suburban centres such as Joondalup.
- *Tourism and Beyond* was held in February 2011 and was delivered in partnership with the Tourism Council of WA and the Cities of Wanneroo and Stirling. The Forum featured key speakers from major tourism stakeholders who provided information on the opportunities for businesses to capitalise on tourism within the region and in Western Australia. The Forum encouraged local businesses to become accredited under the Australian Tourism Accreditation Program, which is designed to develop and support local tourism products and businesses to enable them to better service the needs of visitors to the region.

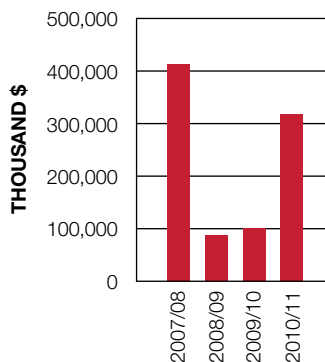
Number of Attendees at Business Forums



- A *Let's Go Online* seminar was delivered in partnership with Edith Cowan University in March 2011 as an information, awareness and needs analysis workshop for small business owners. Let's Go Online reached over 550 small business owners across Western Australia and the Joondalup area and was followed up with one-on-one half-day assistance from ECU for those businesses attending.
- The *Growing Employment Centres* Forum was conducted in March 2011 and provided an overview of the development of employment targets for the North West Sub Region and presented key findings and implications for employment and economic growth in the City of Joondalup.
- *Growing Joondalup Business*, was delivered in partnership with the Business Growth Centre, Chamber of Commerce and Industry, Small Enterprise Network, Small Business Centre North West Metro, West Coast Institute of Training, and Joondalup Business Association in April 2011. The aim of the Forum was to provide information on the support and services available for small business owners in the Joondalup area. Information booths from key agencies such as the Australian Taxation Office, Apprenticentre, Enterprise Connect, AusIndustry, IP Australia, Austrade, Edith Cowan University and the WA Law Centre also formed part of the Forum.

Global Reporting Indicator EC8	2010-2011 Measure
Number of business forums and attendance	5 Forums and 437 Attendees

Value of Planning Applications City Centre



Developments in the City Centre

The following graphs represent the value of Planning and Building applications received for developments in the Joondalup City Centre. The increase in the value of the Planning Applications during 2010-2011 is due to a number of high value developments within the City Centre including the expansion of the private hospital at the Joondalup Health Campus and the approval of the Sentiens Private Hospital on Grand Boulevard.

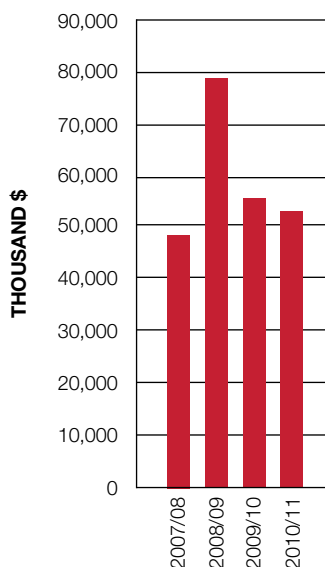
Global Reporting Indicator EC8

2010-2011 Measure

Value of Planning Applications – Joondalup City Centre

\$310,268,086

Value of Building Applications City Centre



Global Reporting Indicator EC8

2010-2011 Measure

Value of Building Applications – Joondalup City Centre

\$54,300,564

The City's Business Forums provide an effective communication channel for discussion on development opportunities in the City.



Significant developments on Shenton Avenue, Lakeside Drive and Walsh Loop will see new hospital and medical facilities, a church, offices, café, apartments and shops come to life in the City Centre.



Commercial Development

Significant developments on Shenton Avenue, Lakeside Drive and Walsh Loop will see new hospital and medical facilities, a church, offices, café, apartments and shops come to life in the City Centre. New multi-storey complexes reflect the growth and investment taking place, as the City offers an excellent location for businesses, commercial operators, education and health facilities and Government agencies which will, in turn, strengthen the local economic and employment base of the City.

Joondalup Health Campus

The extension of Joondalup Health Campus is well underway with the expansion works to double the size of the existing facility by 2013. The Health Campus is the largest health care facility in the northern suburbs and the expansion will deliver:

- A 61% increase in public bed numbers;
- A new private hospital;
- A new Emergency Department;
- 11 new operating theatres; and
- A new 20 bed dialysis service.

Sentiens Private Hospital

Development Approval was granted in 2010-2011 for the construction of the Sentiens Private Psychiatric Hospital which will be a significant project for the City Centre. The seven storey building will achieve a 4.5 star National Australian Built Environment rating, based on design guidelines for public hospitals. The development will include consultation suites, offices and pharmacy, pathology and hospital wards.





Events Held Within the Region

The City was proud to sponsor a wide range of events throughout 2010-2011, which attracted thousands of spectators and visitors of all age groups to the region and added vibrancy to the City of Joondalup.

Some of the sponsored events included:

- *Freeway Bike Hike* – held in March each year on the Kwinana and Mitchell Freeways, this unique event featured a 60km ride from Kwinana, 30km ride from Belmont, and the 10km City of Joondalup Greenwood Family Ride. The City of Joondalup had a team of 77 staff and Elected Members in this year's Bike Hike, with 19 participants riding from Kwinana, 27 from Belmont and 31 staff and family members participating in the 10km family ride from Greenwood. Highlights also included family

entertainment and community displays along with a record 8,700 participants crossing the finish line on Grand Boulevard in the City Centre, where food, drink, music, prizes and entertainment were provided.

- *BIAWA Boat Show at Hillarys* – this year saw the BIAWA Boat show return to Hillarys Boat Harbour. Held in April 2011 the show was packed full with fun displays of the latest in boating and associated leisure equipment, as well as plenty of entertainment for the whole family.
- *Cancer Council – Relay for Life* – teams of 10 to 15 friends, families or colleagues challenged themselves to take turns to keep a baton moving in a relay style walk over a 24 hour period at Arena Joondalup to help raise money to prevent Cancer. Relay for Life Joondalup is held in October each year.

- *Carols in the Park* – held at Kingsley Oval and Heathridge Park in December.
- *Australasian Safari* – is one of the toughest endurance motorsport events in the Asia Pacific Region. The Safari is Australia's ultimate off-road adventure as competitors on two and four wheels tackle the remote, rugged and stunning terrain of Western Australia. 2010 saw the ceremonial start taking place from Hillarys Boat Harbour.

Global Reporting Indicator EC1	2010-2011 Measure
Dollar value of Events sponsored by the City (excludes community funding)	\$87,000

KEY FOCUS

Area 4



The Built Environment

District Planning Scheme - Local Housing Strategy

Extensive public consultation on the future housing needs of City residents was conducted with nearly 7,000 submissions being received. There was an overall positive response to the proposals and Council, at its February 2011 meeting, resolved to adopt the Local Housing Strategy with only minor modifications.

The documents have now been forwarded to the Department of Planning and the Western Australian Planning Commission for final approval.

District Planning Scheme - Local Commercial Strategy

The City has commenced preparation of a Local Commercial Strategy that will guide the long-term distribution of retail and commercial floor space within the City. The Strategy will also be used to inform the new Town Planning Scheme, as well as guide the assessment of structure plans and development applications.

It is anticipated that a draft Strategy will be advertised for public comment in 2011-2012.

District Planning Scheme - Local Planning Strategy

The draft City Centre Structure Plan and Scheme Amendment is awaiting approval from the Western Australian Planning Commission.

Planning Applications

A variety of applications from small construction companies such as patios and carports through to new single and double storey dwellings, change of use applications and major commercial applications were processed throughout the year.

Major applications determined during the year included:

- Additions to the Currumbine Marketplace Shopping Centre;
- Five storey commercial development at 35 Davidson Terrace;
- Additions to the Joondalup City Hotel;
- Forty-three multiple dwellings at 17 Sunlander Drive, Currumbine; and
- Further extension of the Joondalup Health Campus.

The following graphs represent the value of Planning and Building Applications received for developments in all suburbs within the City of Joondalup. The increase in the value of Planning Applications during 2010-2011 is due to a number of high value developments within the City Centre, including the expansion of the private hospital at the Joondalup Health Campus and the approval of the Sentiens Private Hospital on Grand Boulevard as well as a major addition to the Currumbine Shopping Centre.

Global Reporting Indicator EC8	2010-2011 Measure
Value of Planning Applications - Whole of City	\$482,944,711

Building Applications

A wide variety of applications for building approvals were processed throughout the year from patios, carports and other minor additions through to new single and double storey dwellings.

Major commercial applications and finalised applications for Certificates of Classification, were also processed throughout the year.

Under Construction

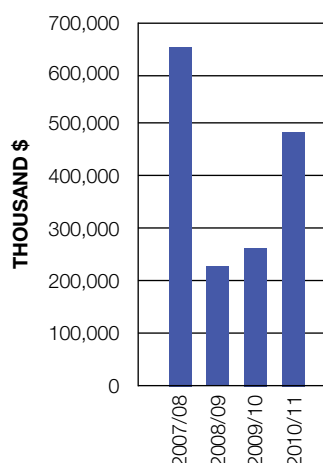
- 57 Shenton Avenue (Shenton House) – commercial development comprising a café, church, medical suites, office space and car parking on six different levels.
- 1 Walsh Loop (Cove Apartments) – three ‘village’ buildings comprising 187 multiple residential dwellings.
- 88 Lakeside Drive (Aqua Apartments) – mixed use development comprising 42 multiple dwellings and a convenience store.
- 60 Shenton Avenue, (Joondalup Health Campus).

Completed

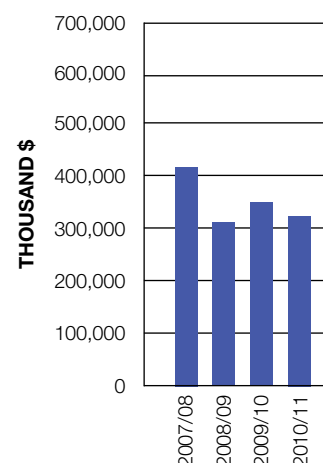
- 281 Joondalup Drive – Motor Industry Training Association of WA.



Value of Planning Applications
Whole of City



Value of Building Applications
Whole of City



Global Reporting Indicator EC8	2010-2011 Measure
Value of Building Applications - Whole of City	\$317,963,005

Ocean Reef Marina

Under the direction of the Ocean Reef Marina Committee (of Council), the City is progressing the preparation of a Business Case and Structure Plan for the Ocean Reef Marina amended Concept Plan.

The latest Concept Plan incorporates some changes to the original Concept Plan while still retaining the design of the philosophy and parameters set by Council.

With 47 of the 51 components of the original Concept Plan remaining, the amended Concept Plan still carries the same footprint with the size of the proposed development area of the Marina still approximately 91 hectares.

A financial feasibility analysis of the Concept Plan highlights that the Plan is viable and, more importantly, will meet community expectations, which is for a world-class recreation, boating, residential and tourist marina development.

Premier Colin Barnett, together with other State Government Ministers and officials, were briefed on the project in March 2011, and negotiations are underway for a Memorandum of Understanding between the City and the State Government for the Ocean Reef Marina development.

The Memorandum of Understanding will confirm the strategic alliance, identify other potential stakeholders, and outline the roles and responsibilities in bringing the project to fruition.



Performing Arts and Cultural Facility

In September 2010, Council endorsed the creation of the Joondalup Performing Arts and Cultural Facility Steering Committee and the Terms of Reference for this important project.

The Steering Committee consists of Elected Members, Joondalup Learning Precinct representatives, industry experts, State Government officers and community representatives and will provide leadership for, and oversight of, the planning and design for the Joondalup Performing Arts and Cultural Facility (JPACF).

The JPACF will provide a world-class facility to meet the needs of Perth's growing northern corridor and the City has undertaken considerable research to identify key stakeholders, user needs, accommodation requirements and functionality.

The proposed facility will become a landmark within the Joondalup City Centre and will host a mix of commercial, cultural and community activities that celebrate and foster arts and culture.

Asset Management Plan

In February 2009, Council adopted the Asset Management Plan 2009-2012 (AMP). The major focus of this Plan was to identify when Infrastructure Asset Management Plans (IAMPs) for major asset classes such as roads, buildings, drains, paths and the like will be provided.

The major IAMPs fall under the following sub-headings:

- Road Asset Management Plan
- Building Asset Management Plan
- Drainage Asset Management Plan
- Parks Asset Management Plan
- Footpath Asset Management Plan
- Fleet Asset Management Plan
- Land Asset Management Plan

The IAMPs for buildings, drainage and fleet, which have a replacement value of \$526 million, were completed in 2010-2011 and are linked to the Strategic Financial Plan, the Five Year Capital Works Program and the Fleet Replacement Program. They will be reviewed every three years with the next review scheduled for 2014.

The Parks Asset Management Plan, the Footpath Asset Management Plan and the Land Asset Management Plan represent the remaining groups of assets and these Plans are under development. Once they have been completed, the City will have plans for 98 per cent of its assets (by value).

Capital Works Program

Parks Development Program

The City has installed new bores at Carlton Park, Currambine; Stonehaven Park, Kinross and Noel Gannon Park, Duncraig. Two active parks, Ellersdale Park, Warwick and Marri Park, Duncraig, were upgraded in accordance with the City's Landscape Master Planning principles which include eco-zoning and hydro-zoning to increase water efficiency within the parks.

Foreshore and Natural Areas Management Program

During the year the City constructed fencing to protect bushland and native flora and fauna in Blue Lake Park, Joondalup; Pine Valley Park, Connolly; Lake Valley Park, Edgewater and Water Tower Park, in Joondalup.

Access and landscaping in the vicinity of the toilet block at Marmion Beach were also upgraded as the final stage of the Marmion Beach project.

Parks Equipment Program

The following parks received new play equipment:

- Penistone Park, Greenwood;
- Kilrenny Park, Greenwood;
- Leaside Park, Greenwood;
- Bracken Park, Duncraig;
- Sir James McCusker Park, Iluka; and
- Charonia Park, Mullaloo.

In addition to play equipment, a number of picnic tables, practice cricket wickets and covers, goal posts, benches and barbecues were also installed at various parks within the City.

A number of tennis courts were resurfaced including:

- Timberlane Park, Woodvale;
- Warwick Open Space, Warwick;
- Harbour View Park, Hillarys; and
- Camberwarra Park, Craigie.





Streetscape Enhancement Program

The City progressed several major landscape projects in Joondalup Drive, Burns Beach Road and Hodges Drive. The fencing and revised pedestrian access to Delonix Circle, Woodvale was also completed.

Local Traffic Management Program

The City completed several traffic management projects which included the installation of median treatments to lengths of road as well as seagull islands and intersection islands at a number of locations including:

- Timberlane Drive, Woodvale;
- Cliff Street, Marmion;
- Poynter Drive, Duncraig;
- Barclay Avenue, Padbury;
- Treetop Avenue, Edgewater;
- Mermaid Way, Heathridge;
- Seacrest Drive, Sorrento;

- Glengarry Drive; Duncraig;
- Lilburne Road; Duncraig;
- Arnisdale Road, Duncraig; and
- Peregrine Drive, Kingsley.

Black Spot Programs

As part of the State and Federal Black Spot Programs, the City carried out a number of projects including:

- Modifications to the roundabout and intersection of Mullaloo Drive and Dampier Avenue, Kallaroo;
- Installation of median islands in:
 - Canham Way, Greenwood;
 - Edgewater Drive, Edgewater;
 - Duffy Terrace, Woodvale;
 - Blue Mountain Drive, Joondalup.
- Extended the turning lane at the intersection of Marmion Avenue and Hepburn Avenue, Hillarys; and
- Traffic signal modifications to the intersections of:
 - Joondalup Drive and Shenton Avenue, Joondalup;
 - Marmion Avenue and Hodges Drive, Ocean Reef; and
 - Whitfords Avenue and Endeavour Road, Hillarys.

Major Roads Construction Program

Landscaping to the first stage of Connolly Drive between MacNaughton Crescent and Burns Beach Road was completed.

The second stage of the carriageway duplication of Connolly Drive between Burns Beach Road and Shenton Avenue was also completed, and included the provision of new traffic signals at the intersection of Shenton Avenue.

The first stage of the carriageway duplication of Moore Drive between Marmion Avenue and Connolly Drive was completed and the second stage through to Joondalup Drive is planned for completion in 2011-2012.

New Paths Program

Several new footpaths were constructed within the City at key locations such as:

- Wanneroo Road, Kingsley;
- Bonnie Doon Gardens, Connolly;
- Hepburn Avenue, Kingsley; and
- Tahara Vale, Ocean Reef.

Stormwater Drainage Program

Gross pollutant traps were installed to ocean outfalls at Burns Beach, Sorrento Beach and West Coast Drive, Sorrento. It is anticipated that this program will be completed in 2011-2012 so that all ocean outfalls from the City are pollutant trapped.

The City commenced the upgrade of drainage sumps with the reconstruction of the large sump in Burns Beach Park, Burns Beach and the sump at Blackboy Park, Mullaloo.

Road Preservation and Resurfacing Program

The City provided 20.4 kilometres of new asphalt as part of its road resurfacing program, which included both local and major arterial roads. The City continues to prioritise pavement resurfacing in accordance with an assessment of condition.



Building Capital Works

The City completed a significant number of building capital works projects in 2010-2011 including:

- Replacement of air conditioning at Whitford Senior Citizen Centre, Hillarys;
- Court resurfacing at Craigie Leisure Centre, Craigie;
- Building refurbishment at Duncraig Football Clubrooms, Percy Doyle Reserve, Duncraig;
- Re-roofing of Ellersdale Park Clubrooms, Warwick;
- Refurbishment of Greenwood Scout and Guide Hall and Calectasia Hall, Greenwood;
- Refurbishment of Warrandyte Park Clubrooms;
- Refurbishment of Sorrento Surf Lifesaving Club public toilets, Sorrento;
- Refurbishment of Whitford Nodes public toilets, Hillarys; and
- Connection of deep sewerage to Blackboy Park public toilets, Mullaloo.



Major Projects

The City completed the construction of new community and/or sporting facilities as part of the Regional and Local Community Infrastructure Program as follows:

- New Seacrest Park Community Sporting Facility, Sorrento;
- Replacement Forrest Park Community Sporting Facility, Padbury;
- Refurbishment and extension to Fleur Freame Pavilion, MacDonald Park, Padbury; and
- New Gibson Park Community Centre, Padbury.

Road Safety Action Plan

In March 2011 Council adopted the Road Safety Action Plan 2011-2015 which includes a number of actions to improve road safety. The City commenced a trial of road markings for dual lane roundabouts in coordination with the West Australian Local Government Association and the Office of Road Safety. These are located at the intersections of Hepburn Avenue and Amalfi Drive, Hillarys and Marmion Avenue and Edinburgh Avenue, Kinross.

In March 2011 Council adopted the Road Safety Action Plan 2011-2015 which includes a number of actions to improve road safety.



KEY FOCUS

Area 5

Community Wellbeing

Beach Management Plan

In September 2010, Council endorsed a *Beach Management Plan* to provide a strategic framework for the use, enjoyment, maintenance, protection, preservation and appropriate development of coastal areas.

Two major issues contained within the Plan related to the restriction of kite-surfing activities and animal beach exercising areas. A trial implementation process was undertaken over the 2010-2011 summer period to determine the effectiveness of the actions recommended relating to kite surfing and animal beach exercising areas. The outcomes of the trial were reported back to Council at its June 2011 meeting.

A *Beach Management Implementation Plan* is scheduled for completion in 2011-2012 to implement actions from the remaining issue statements contained within the *Beach Management Plan*. At its meeting of September 2010 Council requested a report be presented in September 2012, detailing the status and progress of implementation of actions from Issue Statements within the *Beach Management Plan*.

Community Development Plan 2006-2011

Positive Ageing Plan

The Positive Ageing Plan 2009-2012 underpins the City's ongoing commitment to creating an age-friendly community. The Plan outlines 79 strategies which address social participation, respect and social inclusion, civic participation and employment, communication and information, community support and health services, outdoor spaces and building, housing and transport. Seventy of the 79 strategies have been or are currently being implemented.

Art of Ageing

The Art of Ageing free programs and events took place in November 2010 and June 2011 and attracted over 470 older residents. The events aimed to promote the principles of positive active ageing, and included informative presentations on the themes of *Keeping Safe*, *Family Agreements*, and *Home Sweet Home! Ageing in Place*. Information Expo stands reflecting presentation topics attracted 13 service providers. Entertainment highlights for 2010-2011 included *Playback Theatre*, the *Women's Health Works Choir* and the *Western Australian Academy of Performing Arts*. Warwick Senior Citizens' Club hosted one event and promoted its own Club activities to attendees.



Community Transport Program

The City's Community Transport Program operated throughout 2010-2011 providing a safe, affordable and reliable service to seniors who have difficulty accessing public or private transport to Senior Citizens' Clubs and Shopping Centres. Passenger numbers increased to 438 registered clients for the year. There was also an increase in the number of community groups hiring the buses which resulted in a service being provided regularly seven days a week and some evenings. The Program provided a service to 8,112 passengers in 2010-2011.

A pilot program to offer a weekend service to the Joondalup Library on Saturdays was introduced in September 2010. The Program proved successful and resulted in the establishment of a permanent service with two separate routes being created for clients residing north and south of Ocean Reef Road. The Library Bus is offered as a free service to eligible participants and is manned by volunteer drivers from the Community Transport Program.



Youth Plan

The City's Youth Plan 2008-2011 sets out strategies intended to address priority needs for young people to improve their quality of life. The following projects, programs and services were delivered in accordance with the City's Youth Plan:

Actions Arising from the Youth Forum

Initiatives identified at the *Speak Out* Youth Forum, held on 17 September 2010, included the development of a Youth Website Project, which is due to be completed in October 2011, the development of a marketing campaign to promote the services of City Watch to young people, and undertaking research into a holistic health service for young people. These initiatives have commenced, and will be progressed in 2011-2012.

Battle of the Bands

The Battle of the Bands is an annual competition that provides local bands, with members between 12-18 years of age, the opportunity to showcase their talents in front of an audience and gain professional feedback on their performance. The occasion also promotes the skills of young musicians in the City of Joondalup.

This year's Battle of the Bands was held on 7 October 2010 with six bands taking part, and attracted a crowd of 300 young people. The competition was won by the group, *Nosey Parker*, winning recording time at a Perth recording studio. *Nosey Parker* went on to perform at the Joondalup Festival in March 2011, playing once again to an enthusiastic, supportive crowd.

School Holiday Program

The Anchors Youth Action Program is an integrated school holiday program for young people with and without special needs aged between 12-18 years. The Program provides opportunities for young people to participate in popular youth activities with their peers, develop skills in team building, communication and social skills in a supportive environment.

The holiday program operated successfully over the year with high attendance and satisfaction rates.

Term Programs

Skills based programs were offered to local young people aged between 12-18 years throughout school terms to provide them with basic life skills. Additionally, the Programs provide young people with the opportunity to undertake activities that may not otherwise be available to them, such as YouthPix (a photography course), Rock School 101, Kitchen Chaos and Tricks of the Tent (Circus School).

The programs, of six to eight weeks duration, were provided free or at a minimal cost and were run in partnership with external specialist service providers or training institutions. The skills-based programs with practical, hands on experience are valuable in meeting the needs of young people and the broader community. All programs were well attended with high satisfaction rates.



Hip Hop Program

The City delivers a weekly Hip Hop Program to young people aged between 12-18 years, which teaches young people the various styles of the Hip Hop culture. The program proved to be very successful, with young people attending regularly each week and learning new skills.

Youth Outreach Program

The Youth Outreach Program enables young people between 12-25 years to meet with qualified youth workers for assistance, support or advice. Due to increased demand the service increased operations to five days a week (Monday to Friday) in January. Youth workers made regular contact with a number of groups and individuals, and were able to increase the service and the support provided to young people. The City also had the opportunity to provide a number of programs

to meet the needs of individual groups, offering activities such as mural art workshops, the Fixie project (fixing bicycles) and one on one support services.

Youth Liaison Program

The Youth Liaison Program aims to promote a safe environment for young people and the wider community to use Lakeside Shopping Centre on a Thursday evening. During the year Youth Liaison Workers have continued to work to build strong relationships with young people, Centre Management staff, security staff, retailers and the wider community using the Centre. The success of the Program is demonstrated by the level of support and advocacy the workers have been able to provide young people accessing the shopping centre on a Thursday evening.



The City's Youth Plan 2008 – 2011 sets out strategies intended to address priority needs for young people to improve their quality of life.

Youth Mobile Bus

The Youth Mobile Bus is a mobile youth centre on wheels for young people to meet up with friends, play video games, learn to play the guitar or drums, listen to music, or take part in skate competitions and many more activities. The Bus has operated regularly three nights a week during the year, servicing young people in the suburbs of Kinross, Craigie, Greenwood, Ocean Reef, Kingsley and Beldon and on alternating Fridays at Duncraig and Belridge Education Support Services. A number of programs for young people with special needs were run during schools holidays in partnership with Community Vision Inc.

Summer Sessions

In January 2011 the City ran a series of Summer Session events for young people. These took place at four locations – Braden Park Marmion, Whitford Park, Kallaroo, Whitford Nodes South, Hillarys and Forrest

Hill Park, Kingsley. A total of 211 young people attended the events and activities provided, which included Djing, airbrushing, nail art, jewellery making, badge making, football workshops, gladiator arena and sausage sizzles. Community groups were also invited to participate, and those who attended included the Royal Life Saving Western Australia, Propel Arts and West Perth Football Club.

Skate Parks

Council gave approval for a skate park to be designed in Mirror Park, Ocean Reef, in December 2010 following the presentation of a petition requesting a facility at this location in 2009. Community youth workers liaised with skate park designers, young people and relevant City officers to create the preferred skate park design. In June 2011, Council endorsed the building of a skate park facility at Mirror Park in Ocean Reef which will be progressed during 2011-2012.





Families with Children Plan

In accordance with the implementation of the Families with Children Plan the City offered many programs for young children throughout the year. Programs included the following.

Baby Rhyme Time

Baby Rhyme Time is a free eight-week program held at each of the City's four Libraries. It is promoted to families with babies aged zero to two years with 85 families being accommodated for each term program during 2010-2011. Parents spend time with their babies relaxing and learning new rhymes and songs, while developing their child's pre-literacy and social skills in a fun environment. Popularity and demand for the Program has continued to increase.

Storytime in the Libraries

Storytime is a free program for 2-5 year olds and was run weekly at the each of the City's libraries. Children listen to stories, sing songs and rhymes and then take part in craft activities. An average of 25 children attended each session in 2010-2011.

School Holiday Activities

The City offered programs for primary school children through structured activities in all four libraries around the City. Craigie Leisure Centre also offered a School Vacation Care Program during the July and October school holidays and sporting camps in April 2011.

Little Feet Festival

The 19th Annual Little Feet Festival was held in November 2011 at Edith Cowan University (Joondalup Campus). The Festival is the region's premier event for children under 12 and their families. This year's theme was Feel the Rhythm! Popular activities included the roller disco, music workshops, giant inflatables and the finale, Fun Steps interactive hip hop stage show. More than 6,000 adults and children attended the event.

Community Funding

A large number of sporting and community groups benefited from the City's Community Funding Program in 2010-2011, with \$67,095 distributed from the following funds:

Community Services

Fund \$25,000

Environmental Development

Fund \$7,738

Culture and the Arts Development

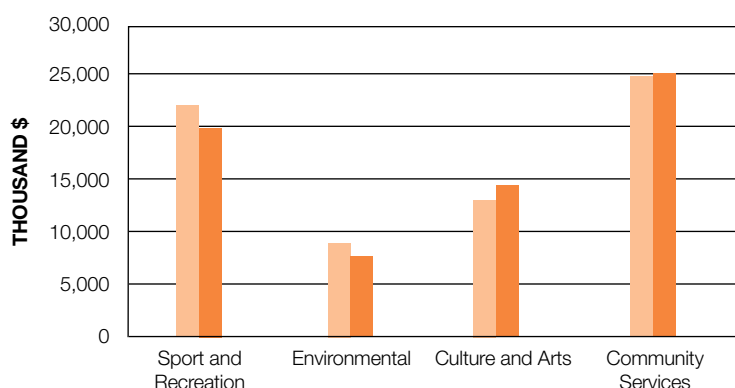
Fund \$14,140

Sport and Recreation

Fund \$20,217

Global Reporting Indicator EC1	2010-2011 Measure
Total Value of Community Funding Program	\$67,095

Community Funding Program



The organisations/groups that received funding included:

- Bizlink WA
- Churches of Christ Sport and Recreation Association
- Community Vision – Youth & Disability Services Centre, Kingsley
- Country Women's Association – Joondalup Branch
- Eagles Junior Basketball Club
- Hawker Park Primary School P&C Safety House Committee
- Heathridge Central Playgroup
- Joondalup Lotteries House
- Joondalup Men's Shed
- Northern Districts Rollerskating Club
- Padbury Education And Childcare
- Padbury Primary School
- Parents Without Partners
- Perth City Soccer Club
- Pets of Older People
- The Pastel Society of Western Australia
- Valued Independent People Inc.
- Warwick Greenwood Junior Cricket Club
- Whitfords Church of Christ Seniors Group
- Woodvale Football Club
- Joondalup Kinross Junior Cricket Club
- Joondalup Lotteries House
- Kallaroo Anglican Community Playgroup
- Keith Brown / John Rule on behalf of West Greenwood Primary School and Greenwood Senior High School
- Kingsley Church of Christ Playground Equipment
- Lions Club of Ocean Reef
- Malubillai Wildlife Carers Network Inc
- Meerilinga Family Centre
- Offshore Angling Club of WA
- Padbury Pumas Basketball Club
- Saints Netball Club
- Springfield Primary School P&C
- Wanneroo Modcrosse Club
- Whitford Masters Swimming Club

A large number of sporting and community groups benefited from the City's Community Funding Program in 2010-2011



Sponsorship

Throughout the 2010-2011 financial year the City attracted a wide range of events to the region and supported many organisations through its Sponsorship Program.

Over \$160,000 was provided to organisations and events including:

Group/Event	Agreed Sponsorship Dollar Value
2010 Australasian Safari	\$15,000
BIAWA Hillarys Boat Show	\$10,000
BPW Association - Joondalup	\$500
ECU Golden Key Award	\$1,000
Joondalup Christmas Lunch	\$3,000
Joondalup Resort - Variety WA Bash Car	\$500
Judo WA	\$5,000
Kingsley Carols in the Park	\$2,000
Lions Club Duncraig - Australia Day Breakfast	\$2,500
Mullaloo Surf Life Saving Club	\$17,500
Naval Association - Battle of the Coral Sea	\$1,000
Joondalup Relay for Life	\$5,000
Sorrento Surf Life Saving Club	\$17,500
Freeway Bike Hike for Asthma Foundation	\$21,000
Twin Cities Radio	\$10,000
WA State Closed Tennis Tournament	\$7,500
WACA - Travelling Site	\$1,500
Wanneroo Basketball Association - Wildcats Game	\$2,000
West Coast Institute of Training - Leadership Award	\$2,000
West Coast Institute of Training - Vocational Student of the Year Award	\$2,000
West Perth Falcons	\$25,000
Whitfords Carols in the Park	\$10,000

Community Facilities and Programs

Regional and Local Community Infrastructure Program

May and June 2011 saw the official openings of upgraded and newly constructed facilities in Forrest Park, Padbury, MacDonald Park Padbury, and Seacrest Park, Sorrento. The construction of a new Community Centre was also completed at Gibson Park, Padbury with the official opening scheduled for July 2011. These projects were jointly funded by the Federal Government, as part of the Regional and Local Community Infrastructure Program, and the City.

Improved facilities will allow groups to increase membership numbers, therefore enhancing recreation and sporting opportunities in each location.

Forrest Park Community Sporting Facility, Padbury

The construction of a new community Sporting facility, consisting of a function room, kitchen, toilets, change rooms and various storerooms, will provide the four regular hire groups with a facility in which to run their club and group activities. It will also provide the community with a large hall area for holding social functions.

Fleur Freame Pavilion Extension

The facility refurbishment and extension will provide the 14 regular hire groups with a better quality and equipped facility in which to run their club and group activities. The facility extensions will also provide the community with two large hall areas for holding functions. The facility will cater for approximately 2,320


people as part of the regular hire groups of the facility. The facility can now also host functions for up to 260 people.

Seacrest Park Community Sporting Facility

The construction of a new Community Sporting facility, consisting of a function room, kitchen, toilets, change rooms and various storerooms, will provide the three regular hire groups with a facility in which to run their club and group activities and will also provide the community with a large hall area for holding social functions. The project also included a new cricket wicket and practice nets, public artwork and the relocation of the playground.

Gibson Park, Padbury

The construction of a new Community Centre, consisting of a function room, kitchen, toilets, and various storerooms, will provide a dedicated meeting space and 'home' for the City of Joondalup's four Lions Clubs, whilst providing the community access to the facilities for hire outside of the Clubs' weekly requirements. The Lions Clubs currently fundraise \$150,000 per annum which is directly returned to the community by way of donations, support to charities and assisting community groups. Providing community storage and a meeting space will allow the Clubs to meet at facilities free of charge which will make it easier to coordinate their fund raising activities. Some of the regular fundraising activities they conduct include newspaper recycling for insulation, Bunnings BBQs, community fetes, and the sale of over 4,000 Christmas cakes.





Community Facility Upgrades

The City allocated funds to undertake the refurbishment of two community facilities during 2010-2011. Refurbishments at Percy Doyle Football Teeball Clubrooms – Stage 1 (\$50,000) and Warrandyte Clubrooms (\$150,000) were completed by December 2010.

Leisure Centre Upgrades

Leisure Centre equipment upgrades improved the sporting facilities available for use by the community. The following upgrades were undertaken during the year:

- *Sports Court Resurfacing* - The refurbishment of the four indoor sports courts at the City's Leisure Centre Craigie was completed in late January 2011 and sporting competitions recommenced on 31 January. The resurfaced courts provide a better playing surface

for the indoor sports, leading to improved customer satisfaction.

- *Gym Equipment Upgrade* - New free weights equipment was installed in early December 2010 at the City's Leisure Centre, Craigie. New carpet and audio visual equipment were also installed in the gymnasium at the Leisure Centre, Craigie.
- *Replacement of Indoor Cycle Bikes* - New bikes were installed in November 2010 in both the gymnasium and indoor cycle studio at the City's Leisure Centre, Craigie.

Cultural Program

NAIDOC Celebrations

NAIDOC Week is held across the nation in July to celebrate the history, culture and achievements of Aboriginal and Torres Strait Islander peoples. The National NAIDOC Committee's theme for 2010 was *Unsung Heroes – Closing the Gap by Leading Their Way*.

In recognition of the significance of NAIDOC Week, the City developed a program of events highlighting the achievements of Indigenous cultures. As National NAIDOC Week was 4 – 11 July, and the City's program ran between 5 – 31 July, the term NAIDOC Celebrations was used in preference to NAIDOC Week.

The activities promoted a positive view of Aboriginal culture and heritage, and encouraged a cooperative and respectful relationship between Indigenous and non-Indigenous peoples. These included an official flag-raising ceremony at the City of Joondalup Administration Building, the *People in Mooro Country* publication launch, and an exhibition entitled *Nyoongar Dreamings* at the blend(er) gallery, NAIDOC Fun Day at Craigie Leisure Centre, the Kulbardi Boorndoon dance performance at Lakeside Shopping City, and *Unsung Heroes @ Your Library* workshops at the City of Joondalup libraries. The events were well received with over 1,300 people attending.

Joondalup Upmarkets

The Joondalup Upmarkets were held for a five-week season on Friday nights from 6.00pm–9.00pm from 19 November to 17 December. The Upmarkets brought together original and handcrafted wares developed by local artists, designers, and craftspeople. Approximately 45 stalls offered a range of clothing, accessories, art, giftware, homewares and children's toys, with new stalls introduced each week. The markets were free to browse, and live musical entertainment and children's craft activities were also on offer. Attendance increased from the 2009 Summer Markets, with more than 8,500 people attending over the five week period.

Summer Concert Series

The Summer Concert Series is an integral part of the City's cultural events program. The Series consists of three free community concerts, programmed to appeal to a broad range of the community and assist in promoting the City as a vibrant place to live, work and visit. The 2010–2011 concerts attracted over 10,000 patrons to parks within the City.

Summer Concert 1

Jazz in the Park
Principal Artist: Hip Mo' Toast Big Band

Summer Concert 2

Funk & Soul in the Park
Principal Artist: Boom! Bap! Pow!

Summer Concert 3

Blues & Roots in the Park
Principal Artist: Blue Shaddy

2011 Valentine's Concert

The Valentine's Concert is the City's premier performing arts event, and is an integral part of the Summer event season. The Concert is a free, annual event which is held on the greens of the Joondalup Resort, and is eagerly anticipated by many members of the community. The 2011 Valentine's Concert featured popular Australian band, *The Whitlams*, performing with the Western Australian Youth Orchestra in a specially commissioned concert. The event was very successful, attracting a record attendance of 8,000 patrons.

2011 Joondalup Festival

The City of Joondalup Festival is the region's largest cultural event and represents the finale of the City's Summer Event Season. The thirteenth annual Festival was held on 26–27 March 2011 in the Joondalup City Centre, and attracted approximately 65,000 people.

2011 Festival highlights included:

- Traditional street parade involving local schools, artists and community groups;
- Three time ARIA nominee and triple J 'J award' album of the year award winner Lior;
- Urban Couture – Featuring artists, designers, models, stylists and photographers in a series of events for all lovers of fashion;
- Erth's Dinosaur Petting Zoo - A unique show that takes kids and adults on a journey through prehistoric Australian history via an amazing selection of dinosaurs and creatures (life sized puppets);

- Festival Art Trail - An exciting new *walkable exhibition* pairing WA artists with local retail windows; and
- Steps Youth Dance Company – A transient dance performance choreographed by Steps and performed by local youth dancers.

Invitation Art Award

The City of Joondalup Invitation Art Award is a highly prestigious, annual visual arts exhibition. Open to all West Australian-based artists the Award offers an acquisitive prize of \$12,500.

The Award aims to recognise the skills of prominent West Australian artists and to provide the Joondalup community with local access to a high quality exhibition.

The thirteenth annual Invitation Art Award featured the work of 35 of Western Australia's leading contemporary artists, culminating in an artistically vibrant exhibition attended by over 4,900 members of the public.

Three outstanding artworks were purchased for the City's Art Collection, in addition to the winner of the Acquisitive Award.

A selection of the works from the Invitation Art Award went on display at the Ellenbrook Arts Gallery in February 2011, to raise the state-wide profile of the City and its Visual Arts Program.

The self serve terminals have proved very popular with more than 350,000 items being loaned via Joondalup Library's self serve system.

Library Lending Service

Over 10,500 new members joined one of the City's four libraries during the financial year. The total number of members as at 30 June 2011 was 62,377 and the number of loans increased by 8% in 2010-2011.

The Biennial Library User Survey was conducted in October 2010 achieving an overall satisfaction of 96.8%.

Woodvale Library went live with its self-serve library loans system on 15 December 2010 and Whitford Library in May 2011. This is part of a larger project to install all the City's Libraries with the self-serve and the RFID (Radio Frequency Identification) system with installation at Joondalup Library taking place in December 2009. Before implementation of self-serve at these two branches, over 100,000 RFID tags were added to library materials.

The self serve terminals have proved very popular with more than 350,000 items being loaned via Joondalup Library's self serve system.

Whitford Library celebrated 30 years of service since opening in September 1980. A series of events and displays were arranged to celebrate the occasion.

Lifelong Learning Program

The City of Joondalup Libraries offer social learning for all ages. Program highlights during the year included:


- *Live and Learn* – which provides a series of topics for people over 50 to learn in a social environment.



- *Meet the Author* events which have become very popular with presentations from locals such as Colleen Egan, Justin Langer, Sara Foster, David Whish Wilson and popular children's author Andy Griffith, plus international authors Joanna Trollope and Paul Dowswell.
- *Children's Book Week* – which is a national celebration of Children's Literature. The theme of Book Week was Across the Story Bridge. 2,000 local school students participated in Library Week events.
- Online learning with *yourtutor*, a service supported by Edith Cowan University, was used to capacity for the second year.

Local History Digitisation Project

The City of Joondalup library collection houses 7,000 negatives, photographs and slides, many of which are in a fragile state. The aim



of the City's Digitisation Project is to transfer all images into a digital format. Software for the Digitisation Project and *Picture Joondalup* was installed in May 2011. Approximately 2,350 photographs were assessed and digitised with 551 images researched, catalogued and uploaded to *Picture Joondalup* which is available through the City's website.

The Digitisation Project was a finalist in the category of Outstanding Heritage Practices in Local Government at the 2011 Heritage Council Awards.

Community Safety

Community Safety and Crime Prevention Plan

The Community Safety and Crime Prevention Plan identifies the programs and strategies undertaken within the City that reduce crime and the fear of crime or minimise the potential for residents and visitors to come to harm. Some programs are operated by the City and some are undertaken by volunteer groups, professional organisations or Government Agencies. The Plan was adopted by Council in February 2010 following extensive community consultation and was approved by the Minister for Police in March 2011.

Child Safety

The City supported the Safety House Program in local areas in 2010-2011 by funding educational shows and child safety signage by providing \$4,000 to the Safety House Association. The Program is now operating in areas around 25 local primary schools.

The Constable Care Child Safety Foundation also delivered life skills presentations in local primary schools with the City's support. These are themed to address specific areas including self respect, graffiti deterrence, bullying, manners, decision making and other issues encountered by young people.

Graffiti Management

The City's Graffiti Removal Service removes reported graffiti on City controlled property and on private residential and commercial sites where the graffiti is visible from public areas and is safe to access. Mural art works, CCTV, designing out crime strategies and cooperation with the WA Police are also helping to reduce graffiti in locations around the City.

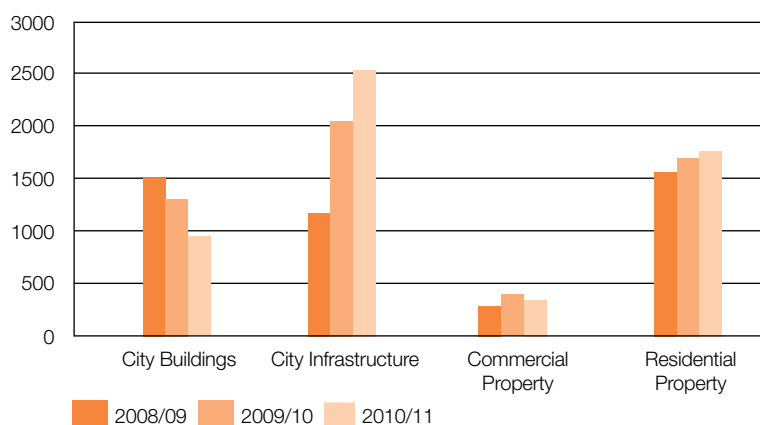
Over the past year the City has continued its participation in the State Government's Juvenile Justice Team Graffiti Referral Program through which juvenile graffiti offenders painted out tags

on bus shelters, pedestrian underpasses and other assets within the City. This restorative justice program also provides occupational safety, site set up, graffiti paint out and task completion training to participating offenders and provides information on training, careers and other options to deter offending behaviour.

From July 2010 to June 2011 this program resulted in 470 hours and 5,354m² of graffiti paint out by juvenile offenders and saved the City approximately \$9,400 in graffiti paint out costs. This program was also expanded to include the paint out of graffiti on assets controlled by the Water Corporation and Telstra in local areas.

Global Reporting Indicator SO1	2010-2011 Measure
Number of Graffiti Removal Requests Total	5,626

Number of Graffiti Removal Requests



CCTV in Public Areas

The City expanded its use of CCTV in public areas to MacNaughton Park in Kinross during the year and provided CCTV images to authorised investigative agencies on 52 occasions. These systems are proving useful in the identification of litter, graffiti, abandoned shopping trolleys, damage and other problems at remote sites and are of great assistance to agencies such as the WA Police.

City Watch

City Watch provided community safety patrols 24 hours a day, 7 days per week, as a service for residents, local businesses (perimeter patrols) and visitors to the City in 2010-2011.

Working with the local Police, the physical presence of the City Watch service in the community acts as a deterrent to antisocial behaviour, graffiti and vandalism.

Patrol vehicles bear the City Watch logo and are orange and white, making them highly visible.

City Watch officers are able to assist members of the community or will refer requests to the appropriate agency for action regarding:

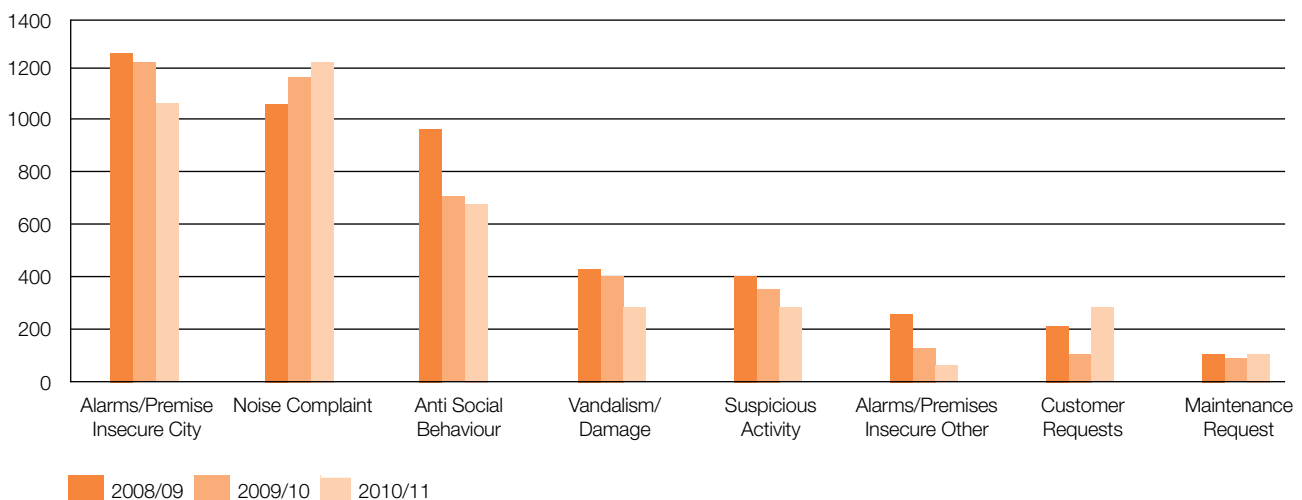
- Alarms - City buildings and private residence alarms (front perimeter observation role);
- Anti social behaviour and vandalism - street/public property, drinking and loitering, syringe disposal;
- Damage and graffiti to property - City property (buildings/signage/fencing), and public property;
- Noisy parties - hired facilities and private property; and
- Suspicious activity - persons and vehicles.

Additional services that City Watch provided were:

- Holiday Alerts - Front perimeter patrols past premises will be conducted when residents are away for an extended period;
- Party Alerts - Front perimeter patrols will be conducted when residents register their party with City Watch;
- Dedicated Joondalup Central Business District patrol from 8.00pm to 5.00am every Thursday, Friday and Saturday night.

Global Reporting Indicator SO1	2010-2011 Measure
Top Incident Types Reported to City Watch – Total	4,057

Top Incident Types Reported to City Watch



Immunisation

Throughout the year, the City provided free scheduled immunisation vaccinations for babies and children at its clinic located next to the Joondalup Library. These valuable immunisation clinics were primarily for babies, though children who had missed their school vaccinations were also able to attend. Parents or carers of newborn babies were also able to receive certain vaccines. The City held at least four clinics a month and administered around 75 injections at each clinic.

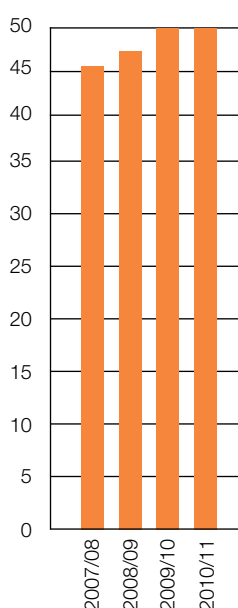
The City's Immunisation Team also administered the Year 7 school immunisation program on behalf of the Western Australian Department of Health. Year 7 students were immunised at 44 schools within the City.

Global Reporting Indicator SO1	2010-2011 Measure
Number of Immunisation Clinics	50

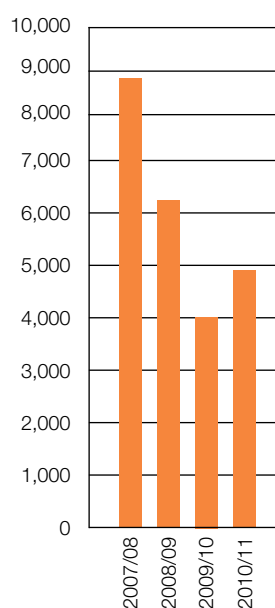
Global Reporting Indicator SO1	2010-2011 Measure
Number of Children Immunised	4,781

City Watch provided community safety patrols 24 hours a day, 7 days per week, as a service for residents, local businesses (perimeter patrols) and visitors to the City in 2010-2011.

Number of Immunisation Clinics



Number of Children Immunised



The City has commenced a final review of the current Access and Inclusion Plan and community consultation will be undertaken in July to inform the development of a new Access and Inclusion Plan 2012-2014.



Statutory Reports

Access and Inclusion Plan

Under the Disability Services Act 1993, all Local Governments were required in 2007 to develop a Disability Access and Inclusion Plan (DAIP), addressing eight desired outcomes, to be submitted to the Disability Services Commission (DSC).

The City broadened the guidelines of its Plan to include people from culturally and linguistically diverse backgrounds, and in December 2007 Council endorsed the Access and Inclusion Plan (AIP) 2008-2011.

The City has commenced a final review of the current Access and Inclusion Plan and community consultation will be undertaken in July 2011 to inform the development of a new Access and Inclusion Plan 2012-2014.

During 2010-2011 the City implemented the following in line with the AIP outcomes:

- Received Federal Government funding to support the installation of an external lift at Joondalup Library;
- Assisted several local residents who use mobility devices, such as gophers and wheelchairs, to access their local area through upgrading connecting pathways, pedestrian accessways and ramps;
- Conducted two Disability Awareness Training sessions which were attended by 34 City Officers;
- An independent Access Auditor conducted disability access audits at:
 - The entrance to the Craigie Leisure Centre,
 - Public access areas of the City of Joondalup Administration Building,
 - A City owned community building, 11 Moolanda Boulevard, Kingsley,
 - Padbury Hall, Padbury: and
 - Flinders Park Community Hall, Hillarys.
- Promoted the Translating and Interpreting Service, the Auslan interpreting service for the deaf and hard of hearing, and the National Relay Service, a phone service for the deaf and people with hearing or speech impediments, to improve access to the City's services;
- Produced and distributed a new *Accessible and Inclusive Communities for Everyone* brochure promoting accessible City services, programs and events;
- Commenced an accessibility audit of the City's public website;
- Produced an Auslan translated video as part of the community consultation for the Access and Inclusion Plan review;
- Provided regular English Conversation Classes through the City's libraries.
- Purchased access-friendly chairs for use by Craigie Leisure Centre patrons.
- Ensured that all City events were organised in an accessible manner; and



- Invited a group of local residents with intellectual disabilities to become actively involved in City activities such as Art of Ageing events and the Keep Australia beautiful Adopt-a-Spot Program.

A report outlining the City's Access and Inclusion Plan implementation progress for the 2010-2011 period will be presented to the Disability Services Commission by 31 July 2011.

Compliance Audit Return

All local governments are required to carry out an annual compliance audit for the period 1 January to 31 December as required by the Department of Local Government. The Return includes a range of compliance categories to be met by local government.

The 2010 Compliance Audit Return was presented to Council on 15 March 2011. A certified copy of the Return along with the relevant section of the Council resolution and additional information explaining the compliance audit was submitted to the Director General of the Department of Local Government in March 2011.

Record Keeping

The City's commitment to electronic record keeping in accordance with legislative requirements provides a single repository for all corporate information.

The focus on retaining corporate documents in an electronic records management system ensures best practice in recordkeeping and improves efficiencies for document processing to meet future customer service and volume demands.

The number of records captured into the City's corporate record keeping system during 2010-2011 was 197,809 (185,310 in 2009-2010). This included incoming and outgoing letters, emails, faxes and internal documents. The number of new files created during this period was 1,132.

In complying with the State Records Act 2000, the City has reviewed and updated its Record Keeping Plan, which was approved by the State Records Commission.



Competitive Neutrality

It is the City's responsibility to determine whether it is engaged in "significant business activities" within the context of its operations and therefore whether it is required to apply the competitive neutrality principles.

Local government is only required to implement the above principles to the extent that the benefits to be realised from implementation outweigh the costs in respect of individual business activities exceeding \$500,000 annual income.

Within these criteria the City identified the following business activities:

- Craigie Leisure Centre;
- Duncraig Leisure Centre; and
- Heathridge Leisure Centre.

The public benefit tests for these activities revealed that competitive advantages and disadvantages existed in each of these Leisure Centres and it was beneficial to the local community to continue the operational subsidies to enable the services to be maintained in the future.

Freedom of Information

In complying with the Freedom of Information Act 1992, a Freedom of Information Guide is published on the City's website annually.

During 2010-2011 the City processed a total of 46 Freedom of Information applications, with an average of 14 days to complete each application.

Training

New employees are informed of their record keeping responsibilities as part of the City's Induction Program and a hands on training session of the City's electronic record keeping system is provided within three months of appointment.

Record keeping training is also included in the City's corporate training program, providing training sessions on a monthly basis to all staff. Training evaluation forms are provided at the completion of each session.

A Helpdesk facility provides continuous support and offers advice on the use of the City's electronic recordkeeping system.

National Competition Policy

In 1995 the Council of Australian Governments entered into a number of agreements, collectively known as the National Competition Policy.

Local government is affected mainly where it operates significant business activities which compete, or could compete, with private sector businesses. Local government will also be affected where local laws unnecessarily affect competition.

The City is required to comply with certain policies contained within the National Competition Policy statement and report on progress in connection with Competitive Neutrality Principles and review of Local Laws.

Payment to Employees

Regulation 19B of the Local Government (Administration) Regulations 1996 requires the City to include the following information in its Annual Report:

- The number of employees of the City entitled to an annual salary of \$100,000 or more; and
- The number of those employees with an annual salary entitlement that falls within each band of \$10,000 over \$100,000.

To eliminate issues associated with the treatment of benefits other than cash salary, the City has adopted a total employee cost approach to remuneration. This packages all remuneration into one total number. This is considered a far more transparent and open approach to payment, which exceeds the requirement of the Regulations.

The table below is based on what each employee actually received over the period of this annual report, whether employed for a full year or not, and includes:

- Annual cash component;
- Statutory 9% superannuation;
- Salary sacrifice;
- Allowance for motor vehicle ;
- Cash out of leave (either on request or termination) ; and
- Higher duties where applicable.

\$ From	\$ To	Number of Employees
\$100,000	\$109,999	6
\$110,000	\$119,999	8
\$120,000	\$129,999	2
\$130,000	\$139,999	3
\$140,000	\$149,999	1
\$150,000	\$159,999	5
\$160,000	\$169,999	3
\$170,000	\$179,999	0
\$180,000	\$189,999	0
\$190,000	\$199,999	0
\$200,000	\$209,999	1
\$210,000	\$219,999	2
\$220,000	\$229,999	1
\$230,000	\$239,999	0
\$240,000	\$249,999	0
\$250,000	\$259,999	0
\$260,000	\$269,999	0
\$270,000	\$279,999	0
\$280,000	\$289,999	0
\$290,000	\$299,999	0
\$300,000	\$309,999	0
\$310,000	\$319,999	1
Total		33

financial indicators

Global Reporting Indicator		Description	Measure		
			2010/11	2009/10	2008/09
Revenue Generation Ratios					
1.1	Rates Income Ratio (Rates to Op. income)	This measures the proportion of the City's rates revenue that contributes to the City's total income.	↓ 62.01%	62.24%	63.23%
1.2	Rates to Opex	This ratio has been set up to measure the City's dependence on rates revenue to fund operations.	↑ 61.6%	59.6%	58.6%
1.3	Fees and Charges to income	Measures the extent to which the City's income stream is diversified away from rates.	↓ 26.74%	27.31%	25.19%
1.4	Core Opinc/Core Opex	This ratio is intended to measure the extent to which the City's operations are funded from the most stable (core) revenue sources, being rates and fees & charges.	↑ 1.10	1.07	1.06
Operating Surplus Ratios					
2.1	Operating Surplus	Measures the proportion of operating surplus to total operating income.	↑ (0.7%)	(4.5%)	(7.9%)
2.2	Growth In Operating Income	Measures the rate at which operating income has grown on a year-on-year basis.	↑ 9.3%	6.2%	11.6%
2.3	Growth In Operating Expenditure	Measures the rate at which operating expenditure increases on a year-on-year basis.	↑ 5.4%	2.9%	22.1%
2.4	Opinc growth/Opex growth	Measures the relationship between growth in income and expenditure each year.	↓ 1.73	2.16	0.53
Liquidity Ratios					
3.1	Current Ratio	This is a liquidity measure that gauges the extent to which short-term liabilities can be met by short-term (liquid) assets	↓ 1.14	1.24	1.08
3.2	Untied Cash to Trade Creditors	This is another liquidity measure that indicates the extent to which unrestricted cash holdings would be exhausted by meeting all outstanding obligations to trade creditors.	↑ 3.67	3.12	2.44
Efficiency Ratios					
4.1	Creditors Turnover period (days)	This is an efficiency ratio that measures how quickly obligations to creditors are being met. It reflects the extent to which credit facilities are managed, which indicates the efficiency of the City's working capital management.	↑ 60	53	56
4.2	Outstanding Rates Ratio	Measures the City's efficiency in collecting dues from ratepayers.	↓ 0.93%	0.94%	0.98%

Global Reporting Indicator		Description	Measure		
			2010/11	2009/10	2008/09
Debt Service Ratios					
5.1	Debt Ratio (Ttl liability to Ttl Assets)	This is a mandatory local government ratio that measures whether the City is solvent, i.e. that assets exceed liabilities.	↑ 3.78%	3.43%	2.64%
5.2	Gross Debt to Income Ratio	Measures the City's ability to generate sufficient revenues to pay off debt obligations.	↑ 10.59%	9.95%	4.35%
5.3	Gross Debt to Economically Realisable Assets	This measures the City's ability to meet debt obligations from readily realisable assets, i.e. assets excluding infrastructure assets that are not readily realisable.	↑ 3.26%	2.81%	1.18%
5.4	Debt Service Ratio	This is an efficient measure of the extent to which the City's revenues are sufficient to meet regular debt repayment obligations.	↑ 1.61%	0.86%	0.55%
5.5	Debt Service to Core Opinc	This is a more prudent debt service ratio that measures the extent to which the City's core revenue streams can meet debt repayment obligations.	↑ 1.81%	0.96%	0.62%
5.6	Op Surplus bfr Int./ Debt Repayment	This ratio considers whether the City generates sufficient operating surplus to meet debt repayment obligations.	↑ (0.1)	(4.9)	(14.1)
Asset Coverage and Renewal					
6.1	Capex/Depreciation	This measures the extent to which the City's asset base is being replaced faster than the rate at which it depreciates or is utilised.	↓ 1.15	1.30	1.05
6.2	Capinc to Capex	Measures the extent to which capital expenditure is funded from non-operating revenue, such as capital grants. It indicates the dependence of the City on non-operating revenue to fund asset renewal.	↑ 33.7%	32.2%	44.7%
6.3	OP Cash Surplus to Capex	This indicates the extent to which capital expenditure is funded from operating cash surpluses, after ecluding the effect of depreciation and other non-cash expenditure.	↑ 84.6%	59.9%	64.3%
6.4	OP Csh Surplus plus Capinc/ Capex	This ratio combines the previous two measures to ascertain the extent to which capital expenditure in a financial period is funded from operating cash surplus and capital income in that period.	↑ 1.18	0.92	1.09

■ arrow indicates measure is moving in a positive direction compared to previous year

■ arrow indicates measure is not performing as well as previous year

financial statements



CITY OF JOONDALUP
CONCISE FINANCIAL STATEMENTS
FOR THE YEAR ENDED 30 JUNE 2011


STATEMENT BY CHIEF EXECUTIVE OFFICER

These financial statements and disclosures have been derived from the City of Joondalup's Financial Statements.

The Concise Financial Statements cannot be expected to provide a full understanding of the Statement of Comprehensive Income, Statement of Financial Position and financial and investing activities of the City of Joondalup as the Financial Statements.

Further financial information can be obtained from the Financial Statements which are available, free of charge, on request to the City of Joondalup.

Signed on the *27th* day of *September* 2011.


Garry Hunt
Chief Executive Officer

financial statements



10 Kings Park Road
West Perth WA 6005

PO BOX 570
West Perth WA 6872

T +61 8 9480 2000
F +61 8 9322 7787
E info.wa@au.gt.com
W www.grantthornton.com.au

INDEPENDENT AUDITOR'S REPORT TO THE RATEPAYERS OF THE CITY OF JOONDALUP

Report on the Concise Financial Report

The accompanying concise financial report of the City of Joondalup comprises the Statement of Financial Position as at 30 June 2011, and the Statement of Comprehensive Income Statement of Changes in Equity and Statement of Cash Flows, for the year ended 30 June 2011. The concise financial report does not contain all the disclosures required by the Australian Accounting Standards.

Councils' Responsibility for the Concise Financial Report

The Council is responsible for the preparation and presentation of the concise financial report in accordance with Accounting Standard AASB 1039 Concise Financial Reports. This responsibility includes establishing and maintaining internal control relevant to the preparation of the concise financial report; selecting and applying appropriate accounting policies; and making accounting estimates that are reasonable in the circumstances.

Auditor's responsibility

Our responsibility is to express an opinion on the concise financial report based on our audit procedures. We have conducted an independent audit, in accordance with Australian Auditing Standards, of the financial report of the City of Joondalup for the year ended 30 June 2011. Our audit report on the financial report for the year was signed on 28 September 2011 and was not subject to any modification. The Australian Auditing Standards require that we comply with relevant ethical requirements relating to audit engagements and plan and perform the audit to obtain reasonable assurance whether the financial report for the year is free from material misstatement.

Our procedures in respect of the concise financial report included testing that the information in the concise financial report is derived from, and is consistent with, the financial report for the year, and examination on a test basis, of evidence supporting the amounts, discussion and analysis, and other disclosures which were not directly derived from the financial report for the year. These procedures have been undertaken to form an opinion whether, in all material respects, the concise financial report complies with Accounting Standard AASB 1039 Concise Financial Reports.

We believe that the audit evidence we have obtained is sufficient and appropriate to provide a basis for our audit opinion.

Grant Thornton Audit Pty Ltd ACN 130 913 594, a subsidiary or related entity of Grant Thornton Australia Limited ABN 41 127 556 389.

Grant Thornton Australia Limited is a member firm within Grant Thornton International Ltd. Grant Thornton International Ltd and the member firms are not a worldwide partnership. Grant Thornton Australia Limited, together with its subsidiaries and related entities, delivers its services independently in Australia.
Liability limited by a scheme approved under Professional Standards Legislation.



Grant Thornton

Auditor's opinion on the Concise Financial Report

In our opinion, the concise financial report of the City of Joondalup for the year ended 30 June 2011 complies with Accounting Standard AASB 1039 Concise Financial Reports.

GRANT THORNTON AUDIT PTY LTD
Chartered Accountants

M J Hillgrove
Director – Audit & Assurance

Perth, 27th September 2011

Grant Thornton Audit Pty Ltd ABN 94 269 609 023, a subsidiary or related entity of Grant Thornton Australia Limited ABN 41 127 556 389.

Grant Thornton Australia Limited is a member firm within Grant Thornton International Ltd. Grant Thornton International Ltd and the member firms are not a worldwide partnership. Grant Thornton Australia Limited, together with its subsidiaries and related entities, delivers its services independently in Australia.

Liability limited by a scheme approved under Professional Standards Legislation.

financial statements

CITY OF JOONDALUP STATEMENT OF COMPREHENSIVE INCOME BY NATURE OR TYPE FOR THE YEAR ENDED 30 JUNE 2011

	2011 Actual \$	2011 Budget \$	2010 Actual \$
REVENUE			
Rates	69,861,079	69,420,408	64,159,659
Grants and Subsidies	3,983,235	3,119,042	3,856,379
Contributions, Reimbursements and Donations	2,988,901	2,417,419	2,577,486
Fees and Charges	30,132,016	28,596,520	28,154,034
Profit on Disposal of Assets	53,556	105,164	76,457
Interest Earnings	5,397,611	3,798,858	3,851,271
Other Revenue	252,506	121,000	407,078
	112,668,904	107,578,411	103,082,364
EXPENSE			
Employee Costs	(44,329,162)	(45,149,333)	(41,992,471)
Materials and Contracts	(40,470,460)	(40,915,704)	(39,598,726)
Utilities	(4,766,532)	(4,641,753)	(3,805,794)
Depreciation & Amortisation	(21,795,849)	(21,306,833)	(20,753,236)
Loss on Disposal of assets	(221,761)	(62,490)	(117,262)
Insurance	(1,297,373)	(1,239,486)	(1,212,548)
Interest Expense	(620,437)	(699,800)	(243,124)
	(113,501,574)	(114,015,399)	(107,723,161)
Net Result from Operating Activities	(832,670)	(6,436,988)	(4,640,797)
Non-Operating Activities			
Grants and Subsidies	8,330,965	9,840,460	8,671,386
Acquired Infrastructure Assets & Capital Contributions	551,725	1,725,000	586,357
Net Surplus	8,050,020	5,128,472	4,616,946
Other Comprehensive Income			
Changes on Revaluation of Non-current Assets	38,471	-	20,885,626
Total Comprehensive Income	8,088,491	5,128,472	25,502,572

**CITY OF JOONDALUP
STATEMENT OF COMPREHENSIVE INCOME
BY PROGRAM
FOR THE YEAR ENDED 30 JUNE 2011**

	2011 Actual \$	2011 Budget \$	2010 Actual \$
REVENUE			
Governance	121,601	31,240	-
General Purpose Funding	78,687,775	75,754,260	71,684,185
Law, Order, Public Safety	495,603	422,089	286,548
Health	288,254	217,250	202,661
Education and Welfare	423,243	259,532	354,274
Community Amenities	19,990,290	19,182,500	18,915,853
Recreation and Culture	7,734,365	7,239,638	7,065,398
Transport	3,565,533	2,643,978	3,341,989
Economic Services, Other Property & Services	1,362,240	1,827,924	1,231,456
	112,668,904	107,578,411	103,082,364
EXPENSE EXCLUDING FINANCE COSTS			
Governance	(4,402,800)	(5,657,512)	(4,356,566)
General Purpose Funding	(2,484,001)	(2,596,938)	(2,253,938)
Law, Order, Public Safety	(3,945,909)	(4,305,825)	(3,600,749)
Health	(1,264,054)	(1,731,213)	(1,297,520)
Education and Welfare	(1,929,477)	(2,101,878)	(1,820,396)
Community Amenities	(20,696,022)	(26,039,760)	(22,233,669)
Recreation & Culture	(26,917,148)	(37,068,380)	(26,202,753)
Transport	(26,714,458)	(28,416,663)	(24,029,038)
Economic Services, Other Property & Services	(24,327,268)	(5,397,430)	(21,685,408)
	(112,881,137)	(113,315,599)	(107,480,037)
Net Operating Surplus	(212,233)	(5,737,188)	(4,397,673)
Finance Costs			
General Purpose Funding	(620,437)	(699,800)	(243,124)
	(620,437)	(699,800)	(243,124)
Capital Grants and Contributions			
Grants for the development of assets	8,330,965	9,840,460	8,671,386
Acquired Infrastructure Assets	460,841	1,725,000	586,357
Other capital contributions	90,884	-	-
Net Surplus	8,050,020	5,128,472	4,616,946
Other Comprehensive Income			
Changes on revaluation of non-current assets	38,471	-	20,885,626
Total Comprehensive Income	8,088,491	5,128,472	25,502,572

financial statements

CITY OF JOONDALUP STATEMENT OF FINANCIAL POSITION AS AT 30 JUNE 2011

	2011 \$	2010 \$
CURRENT ASSETS		
Cash and Cash Equivalents	66,889,699	59,257,668
Trade and Other Receivables	5,709,257	5,260,674
Inventories	63,817	51,382
TOTAL CURRENT ASSETS	72,662,773	64,569,724
NON-CURRENT ASSETS		
Other Receivables	1,946,716	2,251,039
Equity Contributions in Other Unlisted Entities	3,155,193	3,121,901
Property, Plant and Equipment	288,820,640	294,411,656
Infrastructure Assets	509,200,149	499,897,627
TOTAL NON-CURRENT ASSETS	803,122,698	799,682,223
TOTAL ASSETS	875,785,471	864,251,947
CURRENT LIABILITIES		
Trade and Other Payables	11,810,454	10,492,064
Borrowings	1,479,763	1,189,974
Provisions	7,876,809	7,523,159
TOTAL CURRENT LIABILITIES	21,167,026	19,205,197
NON-CURRENT LIABILITIES		
Borrowings	10,457,332	9,066,521
Provisions	1,460,326	1,367,933
TOTAL NON-CURRENT LIABILITIES	11,917,658	10,434,454
TOTAL LIABILITIES	33,084,684	29,639,651
NET ASSETS	842,700,787	834,612,296
EQUITY		
Retained Surplus	536,326,563	535,954,074
Reserves - Cash Backed	48,526,878	40,849,347
Reserves - Asset Revaluation	257,847,346	257,808,875
TOTAL EQUITY	842,700,787	834,612,296

**CITY OF JOONDALUP
STATEMENT OF CHANGES IN EQUITY
FOR THE YEAR ENDED 30 JUNE 2011**

	2011 Actual \$	2010 Actual \$
RETAINED SURPLUS		
Balance as at 1 July 2010	535,954,074	531,928,797
Net result	8,050,020	4,616,946
Transfer to Reserves	(7,677,531)	(591,669)
Balance as at 30 June 2011	536,326,563	535,954,074
 RESERVES - CASH BACKED		
Balance as at 1 July 2010	40,849,347	40,257,678
Transfer from Retained Surplus	7,677,531	591,669
Balance as at 30 June 2011	48,526,878	40,849,347
 RESERVES - ASSET REVALUATION		
Balance as at 1 July 2010	257,808,875	236,923,249
Change in Revaluation	38,471	20,885,626
Balance as at 30 June 2011	257,847,346	257,808,875
TOTAL EQUITY	842,700,787	834,612,296

financial statements

CITY OF JOONDALUP STATEMENT OF CASH FLOWS FOR THE YEAR ENDED 30 JUNE 2011

	NOTE	2011 Actual \$	2011 Budget \$	2010 Actual \$
Cash Flows From Operating Activities				
Receipts				
Rates		69,817,646	68,915,206	64,147,130
Grants and Subsidies		3,983,235	3,119,042	3,856,379
Contributions, Reimbursements and Donations		2,988,901	2,392,098	2,577,486
Fees and Charges		29,637,256	28,546,084	26,960,878
Interest Earnings		6,062,695	3,795,393	3,218,487
Good and Services Tax		8,308,053	-	7,029,610
Other		252,511	121,000	407,079
		<u>121,050,297</u>	<u>106,888,823</u>	<u>108,197,049</u>
Payments				
Employee Costs		(43,937,172)	(44,973,333)	(40,501,465)
Materials and Contracts		(39,809,439)	(39,864,636)	(38,286,436)
Utilities		(4,766,532)	(4,356,391)	(3,805,794)
Insurance		(1,297,373)	(1,239,486)	(1,212,548)
Interest Expense		(620,437)	(699,800)	(219,651)
Goods and Services Tax		(8,183,205)	-	(7,024,924)
		<u>(98,614,158)</u>	<u>(91,133,646)</u>	<u>(91,050,818)</u>
Net Cash Provided By Operating Activities		22,436,139	15,755,177	17,146,231
Cash Flows from Investing Activities				
Payments for Purchase of Property, Plant & Equipment		(2,871,880)	(11,302,913)	(7,718,497)
Payments for Construction of Infrastructure		(22,586,912)	(26,655,847)	(20,856,210)
Capital Investment Mindarie RC		(33,292)	-	(43,541)
Capital Recovery MRF		302,982	-	(31,225)
Grants/Contributions for the Development of Assets		8,421,849	9,840,460	8,671,386
Proceeds from Sale of Assets		282,545	406,000	367,657
		<u>(16,484,708)</u>	<u>(27,712,300)</u>	<u>(19,610,430)</u>
Net Cash Used In Investing Activities		(16,484,708)	(27,712,300)	(19,610,430)
Cash Flows from Financing Activities				
Repayment of Borrowings		(1,243,400)	(1,279,959)	(647,464)
Proceeds from borrowing		2,924,000	2,924,100	6,685,000
		<u>1,680,600</u>	<u>1,644,141</u>	<u>6,037,536</u>
Net Cash Provided By Financing Activities		1,680,600	1,644,141	6,037,536
Net Increase (Decrease) in Cash Held		7,632,031	(10,312,982)	3,573,337
Cash at Beginning of Year		59,257,668	56,343,627	55,684,331
Cash and Cash Equivalents at the End of the Year		<u>66,889,699</u>	<u>46,030,645</u>	<u>59,257,668</u>

**CITY OF JOONDALUP
RATE SETTING STATEMENT
FOR THE YEAR ENDED 30 JUNE 2011**

	2011 Actual \$	2011 Budget \$	2010 Actual \$
OPERATING REVENUES			
Rates	69,861,079	69,420,408	64,159,659
Grants & Subsidies	3,983,235	3,119,042	3,856,379
Contributions, Reimbursements and Donations	2,988,901	2,417,419	2,577,486
Profit on Disposal	53,556	105,164	76,457
Fees & Charges	30,132,016	28,596,520	28,154,034
Interest Earnings	5,397,611	3,798,858	3,851,271
Other Revenue	252,506	121,000	407,078
	<u>112,668,904</u>	<u>107,578,411</u>	<u>103,082,364</u>
EXPENSES			
Employee Costs	(44,329,162)	(45,149,333)	(41,992,471)
Materials & Contracts	(40,470,460)	(40,915,704)	(39,598,726)
Utilities	(4,766,532)	(4,641,753)	(3,805,794)
Depreciation & Amortisation on Assets	(21,795,849)	(21,306,833)	(20,753,236)
Loss on Disposal and Revaluation	(221,761)	(62,490)	(117,262)
Insurance Expense	(1,297,373)	(1,239,486)	(1,212,548)
Interest Expense	(620,437)	(699,800)	(243,124)
	<u>(113,501,574)</u>	<u>(114,015,399)</u>	<u>(107,723,161)</u>
DEFICIT FROM OPERATIONS	<u>(832,670)</u>	<u>(6,436,988)</u>	<u>(4,640,797)</u>
OPERATING NON-CASH ADJUSTMENTS			
Depreciation on Assets	21,795,849	21,306,833	20,753,236
Loss on Disposal	221,761	62,490	117,262
Profit on Disposal	(53,556)	(105,164)	(76,457)
OPERATING CASH SURPLUS	<u>21,131,384</u>	<u>14,827,171</u>	<u>16,153,244</u>
CAPITAL REVENUE			
Capital Grants	8,330,965	9,840,460	8,671,386
Contributions & Reimbursements - Non Operating	90,884	-	-
Acquired Infrastructure Assets	460,841	1,725,000	586,357
	<u>8,882,690</u>	<u>11,565,460</u>	<u>9,257,743</u>
CAPITAL EXPENDITURE			
Capital Projects	(1,541,868)	(3,979,222)	(6,975,089)
Capital Works	(22,586,912)	(31,922,178)	(19,593,854)
Motor Vehicle Replacement	(1,297,682)	(2,057,360)	(968,349)
Loan Repayments (Principal)	(1,243,400)	(1,279,959)	(647,464)
Equity Investment	(33,292)	-	(31,227)
	<u>(26,703,154)</u>	<u>(39,238,719)</u>	<u>(28,215,983)</u>
CAPITAL DEFICIT	<u>(17,820,464)</u>	<u>(27,673,259)</u>	<u>(18,958,240)</u>
BUDGET SURPLUS/(DEFICIT)	<u>3,310,920</u>	<u>(12,846,088)</u>	<u>(2,804,996)</u>
FUNDING			
Proceeds from Disposal	282,545	406,000	367,657
Surplus Carried Forward	4,608,378	1,212,195	1,538,743
Loans	2,924,000	2,924,100	6,685,000
Transfers from Reserves	11,939,438	14,030,494	12,183,950
Transfer to Reserves	(19,616,972)	(3,974,479)	(12,775,619)
Transfer to Accumulated Surplus	(460,841)	(1,725,000)	(586,357)
NET BUDGET SURPLUS/(DEFICIT)	<u>2,987,468</u>	<u>27,222</u>	<u>4,608,378</u>

Elected Members Attendance

Legend:

LOA = Leave of Absence

NM = Not member of the Committee/Regional Council

Obs = Attendance at a meeting as an Observer

(of ...) = Where an Elected Member was not in office or not a committee member for the whole of the financial year, the total number of meetings held during their term is shown in brackets.

	Total Number of Meetings held during 2010/11 financial year
Mayor Troy Pickard	Meetings attended (from start to finish)
	Exclusion from attendance
Cr Trona Young	Meetings attended (from start to finish)
	Exclusion from attendance
Cr Philippa Taylor (from 17 October 09)	Meetings attended (from start to finish)
	Exclusion from attendance
Cr Tom McLean	Meetings attended (from start to finish)
	Exclusion from attendance
Cr Kerry Hollywood	Meetings attended (from start to finish)
	Exclusion from attendance
Cr Geoff Amphlett	Meetings attended (from start to finish)
	Exclusion from attendance
Cr Liam Gobbert	Meetings attended (from start to finish)
	Exclusion from attendance
Cr Mike Norman	Meetings attended (from start to finish)
	Exclusion from attendance
Cr Christine Hamilton-Prime	Meetings attended (from start to finish)
	Exclusion from attendance
Cr Brian Corr	Meetings attended (from start to finish)
	Exclusion from attendance
Cr John Chester	Meetings attended (from start to finish)
	Exclusion from attendance
Cr Russ Fishwick	Meetings attended (from start to finish)
	Exclusion from attendance
Cr Fiona Diaz	Meetings attended (from start to finish)
	Exclusion from attendance

	Ordinary Council	Special Council	Strategy Session	Briefing Session
	11	2	11	11
	11	2	8	8
	-	-	-	1 LOA
	10	1	5	6
	-	-	-	-
	10	1	10	6
	1 LOA	-	-	1 LOA
	11	2	11	10
	-	-	-	-
	10	2	10	9
	1 LOA	-	1 LOA	-
	10	2	10	9
	1 LOA	-	1 LOA	-
	10	2	7	10
	1 LOA	-	-	-
	11	2	10	9
	-	-	1 LOA	1 LOA
	10	0	7	9
	-	-	1 LOA	1 LOA
	8	2	10	11
	1 LOA	-	1 LOA	-
	11	2	10	11
	-	-	1 LOA	-
	9	2	10	9
	2 LOA	-	-	1 LOA
	8	0	4	6
	-	-	1 LOA	1 LOA

Elected Members Attendance

Legend:

LOA = Leave of Absence

NM = Not member of the Committee/Regional Council

Obs = Attendance at a meeting as an Observer

(of ...) = Where an Elected Member was not in office or not a committee member for the whole of the financial year, the total number of meetings held during their term is shown in brackets.

	Total Number of Meetings held during 2010/11 financial year
Mayor Troy Pickard	Meetings attended (from start to finish)
	Exclusion from attendance
Cr Trona Young	Meetings attended (from start to finish)
	Exclusion from attendance
Cr Philippa Taylor	Meetings attended (from start to finish)
	Exclusion from attendance
Cr Tom McLean	Meetings attended (from start to finish)
	Exclusion from attendance
Cr Kerry Hollywood	Meetings attended (from start to finish)
	Exclusion from attendance
Cr Geoff Amphlett	Meetings attended (from start to finish)
	Exclusion from attendance
Cr Liam Gobbert	Meetings attended (from start to finish)
	Exclusion from attendance
Cr Mike Norman	Meetings attended (from start to finish)
	Exclusion from attendance
Cr Christine Hamilton-Prime	Meetings attended (from start to finish)
	Exclusion from attendance
Cr Brian Corr	Meetings attended (from start to finish)
	Exclusion from attendance
Cr John Chester	Meetings attended (from start to finish)
	Exclusion from attendance
Cr Russ Fishwick	Meetings attended (from start to finish)
	Exclusion from attendance
Cr Fiona Diaz	Meetings attended (from start to finish)
	Exclusion from attendance

	Policy Committee	Strategic Financial Management Committee	Audit Committee	CEO Performance Review Committee	Ocean Reef Marina Committee	Joondalup Performing Arts & Cultural Facility Steering Committee
	3	4	4	4	2	1
	2	3	1	3	2	NM
	-	-	-	-	-	-
	2	NM	0	NM	0	NM
	1 LOA		1 LOA			
	NM	2	NM	3	1	NM
	-	-	-	-	1 LOA	-
	NM	4	4	4	2	1
	-	-	-	-	-	-
	3	NM	NM	NM	Nm	1
	-	-	-	-	-	-
	NM	3	4	3	2	NM
	-	-	-	-	-	-
	3	NM	NM (1 Obs)	NM	NM	1
	-	-	-	-	-	-
	NM (1 Obs)	4	NM	3	NM	NM
	-	-	-	-	-	-
	3	NM	3	NM	2	NM
	-	-	-	-	-	-
	NM (1 Obs)	3	NM	4	2	NM
	-	-	-	-	-	-
	3	1 as Deputy (3 Obs)	3	NM (2 Obs)	NM (Obs)	1
	-	-	-	-	-	-
	NM (1 Obs)	3	NM (1 Obs)	4	1	1
	-	-	-	-	-	-
	2	NM	2	NM	NM	NM
	-	-	-	-	-	-

Elected Members Attendance

Legend:

LOA = Leave of Absence
 NM = Not member of the Committee/Regional Council
 Obs = Attendance at a meeting as an Observer
 (of ...) = Where an Elected Member was not in office or not a committee member for the whole of the financial year, the total number of meetings held during their term is shown in brackets.

	Total Number of Meetings held during 2010/11 financial year
Mayor Troy Pickard	Meetings attended (from start to finish)
	Exclusion from attendance
Cr Trona Young	Meetings attended (from start to finish)
	Exclusion from attendance
Cr Philippa Taylor (from 17 October 09)	Meetings attended (from start to finish)
	Exclusion from attendance
Cr Tom McLean	Meetings attended (from start to finish)
	Exclusion from attendance
Cr Kerry Hollywood	Meetings attended (from start to finish)
	Exclusion from attendance
Cr Geoff Amphlett	Meetings attended (from start to finish)
	Exclusion from attendance
Cr Liam Gobbert	Meetings attended (from start to finish)
	Exclusion from attendance
Cr Mike Norman	Meetings attended (from start to finish)
	Exclusion from attendance
Cr Christine Hamilton-Prime	Meetings attended (from start to finish)
	Exclusion from attendance
Cr Brian Corr	Meetings attended (from start to finish)
	Exclusion from attendance
Cr John Chester	Meetings attended (from start to finish)
	Exclusion from attendance
Cr Russ Fishwick	Meetings attended (from start to finish)
	Exclusion from attendance
Cr Fiona Diaz	Meetings attended (from start to finish)
	Exclusion from attendance

	Streetscape Working Group	Community Safety and Crime Prevention Working Group	Mindarie Regional Council	Tamala Park Regional Council
	2	2	9	4
	NM	NM	NM	NM
			-	-
	NM	NM	NM	NM
			-	-
	NM	NM	NM	NM
			-	-
	NM	NM	NM	3
			-	-
	2	NM	8	NM
			-	-
	NM	2	NM	3
			-	-
	NM	NM	NM	NM
			-	-
	2	NM	NM	NM
			-	-
	NM	2	NM	NM
			-	-
	NM	NM	NM	NM
			-	-
	NM	NM	NM	NM
			-	-
	NM	NM	8	NM
			-	-
	NM	NM	NM	NM
			1 LOA	-





The symbol of the City of Joondalup combines imagery of both the man-made (the grid structure) and natural environments (the leaf pattern) and represents the balance between the two. The floral shapes are derived from local flora on Lake Joondalup and the two combined are symbolic of the planned City.



City of
Joondalup

T: 08 9400 4000

F: 08 9300 1383

90 Boas Avenue Joondalup WA 6027

PO Box 21 Joondalup WA 6919

www.joondalup.wa.gov.au

This document is available in alternate formats upon request.