



City of
Joondalup

ANNUAL REPORT

2013
2014





CONTENTS



Mayor's Message	2
Chief Executive Officer's Message	4
Purpose of Annual Report	6
About Joondalup	7
History	7
City of Joondalup – Local Government	7
City Logo	7
City Statistics	8
Major Projects Summary	10
Strategic Community Plan: <i>Joondalup 2022</i>	11
Financial Snapshot	12
Organisational Structure	14
Council Structure	15
Committees, Reference Groups and External Boards	15
Your Council	16
Sustainability Reporting	18
Key Theme – Governance and Leadership	20
Key Theme – Financial Sustainability	28
Key Theme – Quality Urban Environment	32
Key Theme – Economic Prosperity, Vibrancy and Growth	40
Key Theme – The Natural Environment	48
Key Theme – Community Wellbeing	60
Statutory Reports	82
Financial Indicators	
Financial Statements	
Elected Member Attendance	

MAYOR'S MESSAGE

The 2013-2014 financial year enhanced the City of Joondalup's reputation for providing attractive and healthy lifestyle opportunities for its connected, engaged and active local community.

This annual report highlights the City's delivery of popular services and programs, including youth and infrastructure services, libraries and leisure facilities, free festivals and cultural events, waste collection and recycling, graffiti removal, traffic management on local roads, security patrols and child health immunisation clinics.

Significant projects completed in 2013-2014 included the \$4million Currambine Community Centre, an outstanding modern facility which has been a welcome addition to Currambine and for the wider community.

Sporting and community facilities were upgraded at Admiral Park in Heathridge, providing a state-of-the-art home for the Joondalup Giants rugby league club along with fellow tenants Ocean Ridge Junior Cricket Club and Whitford and Districts Senior Cricket Club.

\$4million in funding was committed towards the upgrade of facilities at HBF Arena in Joondalup, which will result in improved facilities and infrastructure for the West Perth Football Club, Wanneroo Basketball Association, Joondalup Netball Association and Joondalup Brothers Rugby Union Football Club.

Council also made decisions to proceed with plans for a new regional hockey complex at Warwick Open Space, including a synthetic

pitch with perimeter fencing, as well as a community facility at Bramston Park in Burns Beach and significant funding for extensions to the Warwick Leisure Centre.

The maintenance and investment in community infrastructure is testament to the Council's ongoing commitment to providing modern facilities for the sporting and community groups that play a part in establishing the rich fabric of our City.

The City continues to drive Ocean Reef Marina. Significant work continues to go on behind the scenes to progress this important project, with overwhelming support in our local community and from people outside the region who want to see the first sod of soil turned on the site as soon as possible. The State Government is also set to announce a major milestone for this project in the near future.

The Joondalup Performing Arts and Cultural Facility took another step forward in April 2014 when Council agreed to endorse ARM Architecture as the winner of the Joondalup Performing Arts and Cultural Facility Architectural Design Competition. Work will now continue with ARM Architecture for a modified conceptual design to progress the project.

This international-standard facility will add a new dimension to the City Centre and is a key component in the development of the region's cultural identity and social harmony through contemporary multicultural arts practice.

Council has previously approved significant private infrastructure projects that progressed in 2013-2014 including the redevelopment of Lakeside Joondalup Shopping City, which will result in the largest shopping centre in Western Australia when completed in late 2014, as well as the opening of major retail outlets at Joondalup Square, construction of Joondalup Resort's \$11million function centre, and continuing building programs at Edith Cowan University Campus and the Joondalup Health Campus.

The City's Valentine's Concert – which in 2014 drew a capacity audience of 8,000 residents to the stunning Joondalup Resort for *The Music of Queen: A Rock and Symphonic Spectacular*, featuring stars from the Australian and London's West End productions of smash hit musical *We Will Rock You* – is a prime example of high quality events coming to Joondalup for the enjoyment of the local community.

I thank my fellow Elected Members, along with CEO Garry Hunt and the staff of the City of Joondalup, for their tireless work and service ensuring that the expectations, aspirations and hopes of the local community for the future are realised.

We move forward in a very challenging time with tough Federal and State Budgets in the middle of 2014 creating a strained fiscal environment.

The preparation of the Budget for 2014-2015 was very demanding but allows the City to meet the challenge of rising costs, as well as maintaining and upgrading existing infrastructure, facilities and services across the Joondalup community, whilst minimising rate increases.

The past 12 months saw the City take more significant steps towards its vision of being "A global City: bold, creative and prosperous", whilst providing services, facilities and works that the community identified as priorities in the City's Strategic Community Plan, *Joondalup 2022*.

At the commercial heart of one of Australia's fastest growing regions, Joondalup has been recognised nationally and internationally for its strong health, education, tourism, retail, finance, technology and professional service sectors.

On behalf of the Joondalup Council, I extend my thanks to those in our community who have played their part in ensuring that Joondalup continues to grow as a vibrant region where residents enjoy a high level of services, facilities and infrastructure as well as the City being a great place to live, learn, work and visit.

Troy Pickard
Mayor



CEO'S MESSAGE

In 2013-2014, the City remained committed to providing a wide range of award-winning services, initiatives and programs as well as excellent leisure and sporting facilities for its community of 167,000 residents.

The City delivered a financially responsible Budget for 2013-2014 which took a step towards achieving the vision for Joondalup whilst providing the services, facilities, works and projects the community believes are necessary.

Supporting community well being by providing and promoting healthy and sustainable lifestyles is a high priority of the City. This involved having the resources and finances required to meet the costs of delivering modern infrastructure, maintaining our wonderful parks and natural areas and creating an engaged and inclusive community.

There were several highlights across 2013-2014, most notably the International BiodiverCities Conference held at Joondalup Resort in September 2013.

This major event was hosted by the City in partnership with the ICLEI Local Governments for Sustainability and the WA Local Government Association, and attracted almost 200 attendees from across Australia and overseas including Taiwan, India, Sweden, South Africa, Mexico, Indonesia and New Zealand.



The Currambine Community Centre was opened in February 2014, and along with the construction of the neighbouring Delamere Park, the City contributed just over \$6million to the development of this fantastic precinct for the local community

The development of the Joondalup City Centre remains a priority. Work commenced in 2014 to build a multi-storey car park, which is one of the largest projects ever undertaken by the City.

The City also progressed plans for an integrated mixed use development in the City Centre, incorporating office accommodation, hotel and short stay development, residential, retail and other commercial components, strengthening the civic precinct as the heart of the City.

It is still hoped that a Government department or agency will become a major tenant for the office component of this new integrated mixed-use development and the City will continue to lobby the State Government to bring that to fruition.

The City launched an exciting Economic Development Strategy, *Expanding Horizons*, which considers the issues and challenges that face the City in the next two decades.

With a strong focus and commitment to economic development, the City has the opportunity to ensure that by 2031 we achieve targets such as establishing over 2,000 new businesses and over 20,000 new local jobs, growing and supporting small to medium sized businesses, attracting large businesses and public sector organisations, raising the profile of Joondalup and increasing visitor numbers.

The City is one of the first local governments in Australia to adopt a Climate Change Strategy, combining mitigation and adaptation targets and initiatives to provide a comprehensive and effective approach to climate change management.

The City's *Environment Plan* and *Coastal Foreshore Management Plan* also demonstrate a commitment to protecting our natural habitat and implementing strategies to preserve our environment for future generations.

The City also provided significant support through funding and grants to local community groups and sporting clubs, who all play an integral role in enhancing community spirit and connectedness.

The City's Customer Service Survey once again brought pleasing results with almost 88% of surveyed residents satisfied with the overall performance of the City in understanding the needs of the community and delivering quality services, programs and facilities. 93% of respondents were satisfied with services provided.

I thank and recognise the continued efforts and leadership of the Joondalup Council and City staff for their commitment to excellence in customer service, delivering outstanding programs and achieving positive outcomes for local ratepayers and residents.

Garry Hunt PSM
Chief Executive Officer



PURPOSE OF ANNUAL REPORT

The Western Australian *Local Government Act 1995* requires every Local Government to produce an Annual Report by 31 December each year. The Annual Report is also seen by the City as an essential tool to inform the community and key stakeholders about City activities, its performance and future plans.

ABOUT JOONDALUP

The City of Joondalup is the regional centre of one of Australia's fastest growing areas located in the North West Metropolitan region of Perth. It is a planned commercial and residential centre with its economy driven largely by the services and knowledge sectors. With its focus on innovation and technology, strong employment and commercial investment, Joondalup is a growing centre for education and training, health care and retail, and is also home to an expanding major regional shopping centre.

Set between 17km of coastline, the stunning Lake Joondalup and the Yellagonga Regional Park, Joondalup enjoys more than 500 hectares of bushland with a unique range of flora and fauna, and over 370 parks and reserves providing key sporting facilities for its diverse community.

With a thriving entertainment scene, Joondalup has gained a reputation for first class cultural events.

Joondalup has been ranked as one of the world's most liveable cities by the UN-backed annual International Awards for Liveable Communities.

HISTORY

Situated in Mooro country, the original inhabitants were the Oor-dal-kalla people, the family group of Yellagonga, a prominent Aboriginal elder highly regarded in Nyoongar culture. Joondalup gets its name from the Nyoongar word, Doondalup, meaning 'the lake that glistens.'

European settlement saw the establishment of market gardens, farms and vineyards near Lake Joondalup. The coastal suburbs became popular holiday spots even though access by road was limited.

In the 1970s, the State Government developed a vision for a commercial, civic and cultural centre in Perth's northern corridor. The plan was for a self-sustainable community, supported by public transport, to minimise the detrimental environmental effects of city living. Joondalup was the first new city to be designed along economic, social and environmental principles.

In the 1980s, the Joondalup Development Corporation created the Joondalup City Centre as it is known today. The City's 22 residential suburbs were developed around the City Centre during the 1980s and 1990s.

CITY OF JOONDALUP – LOCAL GOVERNMENT

The City of Joondalup was formed in 1998 when the State Government made the decision to split the former City of Wanneroo. The City is one of the largest local governments in Western Australia by population with 167,623 residents.



CITY LOGO

The logo of the City of Joondalup combines imagery of the built and natural environment. It represents the balance of the built environment (the grid structure) and the local flora around Lake Joondalup (the leaf pattern). The floral shapes are derived from local native plant species and emanate from the grid pattern which is symbolic of the planned City.





POPULATION 167,623

ABS ERP 2013

CITY STATISTICS

AREA: 97km²

SISTER CITY: Jinan, China

NUMBER OF CITY EMPLOYEES
(FULL TIME EQUIVALENT): 598.1
as at July 2014

RATEABLE PROPERTIES: 60,902

PUBLIC OPEN SPACES: 370

NATURAL BUSHLAND MANAGED
BY THE CITY: 507 hectares

NUMBER OF BUSINESSES: 13,470
(ABS 2012)

UNEMPLOYMENT RATE: 1.9%
at December 2013 (ABS and
DEEWR)

TOP THREE INDUSTRY EMPLOYEE NUMBERS:

1. Retail – 9,410
2. Health Care and
Social Assistance – 7,960
3. Education and Training – 7,224

These figures are correct at the time of printing

DISTANCE FROM
PERTH CITY CENTRE

28.3KM

3

LEISURE CENTRES

4

LIBRARIES

47

PRIMARY SCHOOLS

16

HIGH SCHOOLS

5

**HIGHER EDUCATION
ESTABLISHMENTS**

MAJOR PROJECTS SUMMARY

Major commercial and community projects, which will transform the City, continued to take shape during 2013-2014.

The staged \$300million expansion of Lakeside Joondalup Shopping City continued during the year and, when finished, is set to create the largest shopping centre in Western Australia. November 2013 saw the opening of major retail outlets at Joondalup Square on Joondalup Drive which will service Perth's northern corridor and represents the creation of more than 150 local jobs. The new commercial centre in Currabine has seen continued investment in retail and office development, and construction of Joondalup Resort's \$11million function centre overlooking the golf course was also completed during the year.

The continuing building program at Edith Cowan University Campus and the Joondalup Health Campus redevelopment are also developments which will encourage greater activity within the City. Other major infrastructure projects included the widening of the northbound lane of the Mitchell Freeway to accommodate the increase in traffic as a result of continued population and economic growth in the region.

As one of the largest local governments in Western Australia, the City continued to progress major initiatives which will also see significant changes across the City in future years. Advancing the environmental and planning approvals strategy and the Local Structure Plan to progress the Ocean Reef Marina Project, and the expression of interest process to establish café, kiosk and restaurant facilities at popular coastal locations, will deliver first class recreational facilities for the

community, promote regional tourism and stimulate local employment and economic growth.

In line with the State Government commitment to relocate State Government offices to Joondalup, the City continued to work towards developing an integrated mixed use development on Boas Avenue and Davidson Terrace in Joondalup City Centre. The approval to commence construction of a new multi-storey car park also marks a significant milestone as the number of employees, residents and visitors to the City Centre increases.

The proposal to build the Joondalup Performing Arts and Cultural Facility within the City Centre moved one step closer to conceptual design stage with the announcement of the winner of the Architectural Design Competition in April 2014.

The official opening of the Currabine Community Centre in February 2014, the completion of the adjacent Delamere Park and upgraded sporting and community facilities at Admiral Park are just a few of the major community projects completed during the year which will provide first class quality facilities for community groups and residents alike.

STRATEGIC COMMUNITY PLAN: JOONDALUP 2022

The City's Strategic Community Plan: *Joondalup 2022* is the City's overarching guide for the future that outlines and drives a new vision for Joondalup. The long term strategic planning document highlights the City's commitment to achieving the vision and aspirations of its community as Joondalup continues its impressive growth and development.

Joondalup 2022 aims to be transformational and expand on the City's role as the commercial, civic and cultural hub of Perth's North-West Metropolitan Region. The six key themes of *Joondalup 2022* are as follows:

- Governance and Leadership;
- Financial Sustainability;
- Quality Urban Environment;
- Economic Prosperity, Vibrancy and Growth;
- The Natural Environment; and
- Community Wellbeing.

Achievements against each Key Theme are outlined throughout this Annual Report.

VISION

"A global City: bold, creative and prosperous."

VALUES

In alignment with the City's vision, it has adopted the following values.

Primary Values

Values that are inherent in any well functioning community driven organisation.

- Transparent
- Accountable
- Honest
- Ethical

- Respectful
- Sustainable
- Professional

Distinguishing Values

Values that drive strategic improvement and position the City and its community as leaders in excellence.

Bold

We will make courageous decisions for the benefit of the community and future generations.

Ambitious

We will lead with strength and conviction to achieve our vision for the City.

Innovative

We will learn and adapt to changing circumstances to ensure we are always one step ahead.

Enterprising

We will undertake ventures that forge new directions for business and the local economy.

Prosperous

We will ensure our City benefits from a thriving economy built on local commercial success.

Compassionate

We will act with empathy and understanding of our community's needs and ambitions.

**A global City:
bold, creative
and prosperous**



FINANCIAL SNAPSHOT

The following provides a snapshot of the City's Operating Income and Expenditure for 2013-2014. More detailed information can be found in the Financial Statements at the end of this Annual Report.

TOTAL OPERATING INCOME
\$139,481,938

59%
GENERAL RATES

27%
FEES AND CHARGES

3%
INTEREST
EARNINGS

3% Profit on Asset Disposals

5% Grants and Subsidies

2% Contributions,
Reimbursements
and Donations

<1% Other Income/Revenue

<1% Specified Area Rates

TOTAL OPERATING EXPENSES
\$138,383,945

40%
EMPLOYEE COSTS

34%
**MATERIALS AND
 CONTRACTS**

20%
**DEPRECIATION OF
 NON-CURRENT
 ASSETS**

4% Utilities

1% Insurance Expenses

<1% Loss on Asset Disposal

<1% Interest Expenses

<1% Other Expenses

CAPITAL EXPENDITURE

2013-2014 saw a number of large capital projects funded including:

- \$5.4million to commence the building of a multi-storey car park in the City Centre;
- \$2.1million for the completion of the Currumbine Community Centre;
- \$2million for the new Delamere Park and car park near the completed Currumbine Community Centre; and
- \$1.7million to complete streetscape and landscaping works along Shenton Avenue in Joondalup.



CHIEF EXECUTIVE OFFICER
GARRY HUNT

Executive and Risk
Services

City Projects

ORGANISATIONAL STRUCTURE

The City's organisational structure is designed to facilitate the delivery of the six key themes in the City's Strategic Community Plan.

The structure is led by the Chief Executive Officer who is supported by an Executive Leadership Team comprising four Directors. Each Director oversees the operations of Business Units structured to meet the City's strategic and operational objectives, its legislative responsibilities, and to ensure services are delivered in the most efficient and effective manner.



DIRECTOR

MIKE TIDY

Financial Services
Information Technology
Rangers Parking and
Community Safety
Leisure and Cultural
Services



DIRECTOR

NICO CLAASSEN

Infrastructure
Management Services
Operation Services
Asset Management



DIRECTOR

JAMIE PARRY

Governance
Marketing and
Communications
Strategic and
Organisational
Development
Human Resources



DIRECTOR

DALE PAGE

Planning Services
Compliance and
Regulatory Services
Community
Development and
Library Services

COUNCIL STRUCTURE

The City of Joondalup Council consists of a popularly elected Mayor and 12 Councillors (Elected Members) elected for a four year term. Elections are held every two years at which half of the seats are contested.

Council governs the City's affairs, monitors the performance of its functions, and is responsible for allocating finances and resources. Council also determines and reviews the City's policies, plans and other statutory documents.

Council Meetings are held on a four weekly meeting cycle between February and December. Council is the major decision-making body for the City. Meetings are open to the public who can ask questions or make statements during Public Question Time or Public Statement Time.

COMMITTEES, REFERENCE GROUPS AND EXTERNAL BOARDS

To assist with its decision-making responsibilities, Council has established nine internal Committees comprising Elected Members and external persons. Each Committee performs a specific purpose and their recommendations are presented to Council as the decision-making body. Where a committee has delegated authority, it is able to make a decision in its own right. A list of the City's committees and the attendance record of Elected Members at those meetings is detailed in this Annual Report.

A number of reference groups are established to facilitate community participation in the City's decision-making process. These groups provide an opportunity for the City to capture the views of the community to assist Elected Members and Council to address strategic issues.

Agendas of Briefing Sessions, Council Meetings and Committees (with delegated authority) are published on the City's website and made available prior to meetings. Minutes of all Council Meetings and Committee Meetings are also available to the public on the City's website.

Elected Members also participate and represent the City on external boards and committees to provide input into various issues that face the local government industry and the Joondalup community. These include:

- Community Board of Advice (Joondalup Health Campus)
– Cr Philippa Taylor
- Mindarie Regional Council
– Cr Russ Fishwick and Cr Kerry Hollywood
- North West District Planning Committee – Cr Philippa Taylor
- North West Metropolitan Joint Development Assessment Panel – Cr John Chester and Cr Mike Norman
- North Western Metropolitan Regional Road Sub-Group
– Cr Sam Thomas
- Perth Region NRM Local Government Reference Group
– Cr John Chester
- Tamala Park Regional Council
– Cr Tom McLean and Cr Geoff Amphlett
- Wanneroo/Joondalup Local Emergency Management Committee – Cr John Chester
- Western Australian Local Government Association (North Metropolitan Zone)
– Cr Geoff Amphlett, Cr Russ Fishwick, Cr Philippa Taylor and Cr Sam Thomas
- Yellagonga Regional Park Community Advisory Committee
– Cr John Chester.



YOUR COUNCIL

MAYOR

**MAYOR TROY PICKARD**CENTRAL WARD
DEPUTY MAYOR

Term Expires October 2017

CR LIAM GOBBERTKallaroo, Craigie
Beldon, Woodvale

CENTRAL WARD



Term Expires October 2015

CR GEOFF AMPHLETT JPKallaroo, Craigie
Beldon, Woodvale

SOUTH EAST WARD



Term Expires October 2017

CR JOHN CHESTER

Kingsley, Greenwood

SOUTH EAST WARD



Term Expires October 2015

CR BRIAN CORR

Kingsley, Greenwood

NORTH CENTRAL
WARD

Term Expires October 2017

CR PHILIPPA TAYLOROcean Reef, Heathridge,
Mullaloo, EdgewaterNORTH CENTRAL
WARD

Term Expires October 2015

CR SAM THOMASOcean Reef, Heathridge,
Mullaloo, Edgewater

NORTH WARD



Term Expires October 2017

CR KERRY HOLLYWOODJoondalup, Burns Beach,
Connolly, Currambine,
Kinross, Iluka

NORTH WARD



Term Expires October 2015

CR TOM MCLEAN JPJoondalup, Burns Beach,
Connolly, Currambine,
Kinross, Iluka

SOUTH WEST WARD



Term Expires October 2017

CR CHRISTINE HAMILTON-PRIMEPadbury, Hillarys,
Sorrento

SOUTH WEST WARD



Term Expires October 2015

CR MIKE NORMANPadbury, Hillarys,
Sorrento

SOUTH WARD



Term Expires October 2017

CR RUSS FISHWICK JPWarwick, Duncraig,
Marmion

SOUTH WARD



Term Expires October 2015

CR TERESA RITCHIE JPWarwick, Duncraig,
Marmion



Sustainability Reporting

The City is committed to sustainable development and has adopted the following definition of sustainability.

‘Meeting the needs of current and future generations through the integration of environmental protection, social advancement, and economic prosperity.’

The City applies this definition to the planning and management of its infrastructure and resources and uses a number of indicators to assess the overall sustainability of the City and to influence planning and service decisions.

This is the sixth year that the City has included the Global Reporting Initiative (GRI) in the Annual Report. The GRI is a best practice sustainability reporting framework that establishes guidelines, principles and indicators for organisations to measure and report against their economic, environmental and social performance.

The 2013-2014 City of Joondalup Annual Report does not include the GRI in its entirety. The City has chosen indicators that are supported by adequate qualitative and quantitative information, and that will provide the community and key stakeholders with information on progress towards sustainable development.

The City has a responsibility, to the community and key stakeholders, to be transparent across all operations and activities. Sustainability reporting will continue to be enhanced in future Annual Reports and will be seen as part of the City's core business.

MEASURING SUCCESS

In addition to the adopted GRI Indicators, the City measures achievements of the Aspirational Outcomes in the Strategic Community Plan: *Joondalup 2022*, through Strategic Performance Indicators. These indicators and relevant targets are detailed in full in *Joondalup 2022* and are reported annually at the end of each Key Theme within this Annual Report.

The City has set specific targets to achieve over the next ten years and will report against the indicators for which systems are in place for reliable measurement. It is expected that the City will work progressively towards achieving all targets by 2022.

GLOBAL REPORTING INITIATIVE INDICATORS GLOSSARY

GRI Indicator	GRI Indicator Description	Annual Report Data Description	Page
PR5	Practices related to customer satisfaction, including results of surveys measuring customer satisfaction	Percentage Community Satisfaction Rating	24
EN3	Energy consumption within the organisation	Corporate Energy Consumption	55
		Emissions Avoided through the Renewable Energy Program	54
EN8	Total water withdrawal by source	Corporate Scheme Water Consumption	53
		Groundwater Consumption	52
EN12	Description of significant impacts of activities, products, and services on biodiversity in protected areas and areas of high biodiversity value outside protected areas	Density of Priority Environmental Weeds in Natural Areas	50
		Waste Present within Natural Areas	51
EN13	Habitats protected or restored	Percentage of Natural Areas Protected within City reserves	51
EN16 and EN17	Energy indirect greenhouse gas emissions (scope 2) and Other indirect greenhouse gas emissions (scope 3)	Corporate Greenhouse Gas Emissions	54 and 55
EN23	Total weight of waste by type and disposal method	Waste Diverted from Landfill (Tonnes)	56
		Total Waste Diverted from Landfill (Percentage)	56
EC7	Development and impact of infrastructure investments and services provided primarily for public benefit through commercial, in-kind or pro bono engagement	Value of Planning Approvals Issued – City Centre	44
		Value of Building Permits Issued – City Centre	44
		Value of Planning Approvals Issued – Whole of City	37
		Value of Building Permits Issued – Whole of City	36
		Number of Business Forums and Attendance	42
SO1	Percentage of operations with implemented local community engagement, impact assessments, and development programs	The extent to which the City consults the community about local issues	23
		Number of City Watch Requests	77
		Number of Graffiti Removals Completed	78
		Number of Children Immunised	80
		Number of Vaccines Administered	80
EC1	Direct economic value generated and distributed, including revenues, operating costs, employee compensation, donations and other community investments, retained earnings, and payments to capital providers and governments	Total Value of Community Funding Program	63
		Dollar Value of Events Sponsored by the City (excluding Community Funding)	46
		Total Revenue	
		Financial Statements	

For further information on the GRI visit www.globalreporting.org

Governance and Leadership

ASPIRATIONAL OUTCOME

“The City is recognised for its outstanding governance practices, which are achieved through strong leadership and fully-integrated community engagement systems.”

AWARDS AND RECOGNITION

During 2013-2014 the City won a number of awards or received recognition for its achievements as outlined below.

4 Star Green Star Rating – Currambine Community Centre

In addition to recognition for the environmentally and financially sustainable design of Currambine Community Centre by the Green Building Council Australia in 2012-2013, the City received a further award in 2013-2014 for the construction of the Centre. This second award was for ‘4 Star Green Star Rating for a Public Building As Built’ by the Green Building Council Australia, and represents best practice in construction which incorporates a range of environmentally efficient

features, including photovoltaic panels, passive solar design, energy efficient lighting, rainwater harvesting, low water consumption appliances and native vegetation landscaping requiring minimal irrigation.

The City of Joondalup is the first local government to be recognised for achieving a ‘4 Star Green Star Rating for a Public Building As Built’ and demonstrates the City’s commitment to environmental principles.

National Australia Bank Asia Ready Impact Award – Community Partnership

Woodvale Secondary College and the City of Joondalup were successful in winning the National Australia Bank Schools First ‘Asia Ready Impact Award’ in recognition of the outstanding school-



community partnership with the Jinan Municipal People's Government as part of the Jinan Sister City Relationship. The College received \$60,000 to help grow and strengthen the partnership.

Planet Footprint - Gold Standard

The City engages Planet Footprint to measure the consumption of energy and water from City operations, including buildings, parks, fleet, and street lighting. The City utilises this data to assist in the management of facilities, to identify mechanisms for increased efficiency in operations and to calculate its greenhouse gas emissions.

The City's commitment to environmental responsibility in environmental reporting and performance was recognised through the achievement of a 'Gold Standard' in the Planet Footprint's Subscriber Recognition Program. The 'Gold Standard' acknowledges the City's proactive approach to continuous improvement in environmental performance, and its engagement of staff and the wider community to increase the awareness of sustainability issues.

Water Wise Accreditation

The City demonstrated its ongoing commitment to achieving sustainable water management by retaining Waterwise Council accreditation for another year. The Waterwise Council Program assists Local Governments in Western Australia to adhere to State Government water efficiency measures and encourages improved water resource management at a corporate and community level.

The Waterwise Council Program is a joint initiative of the Department of Water, Water Corporation and ICLEI – Local Governments for Sustainability which aims to promote sustainable water management and improve water use efficiency within City operations and the community.

Waterwise Aquatic Centre Accreditation – City of Joondalup Leisure Centre – Craigie

The Leisure Centre - Craigie was recognised for its commitment to water efficiency through accreditation as a Waterwise Aquatic Centre. The Water

Corporation and the Leisure Institute of WA Aquatics developed the Waterwise Aquatic Centre Program to recognise Western Australian aquatic centres that demonstrate leadership in saving water. The City implemented a number of initiatives at the Leisure Centre to reduce water consumption within the facility.

COMMUNICATION

Publications

The City produced a wide range of publications to inform residents, stakeholders and the community about services and events within the City. These included:

- The Annual Report 2012-2013;
- A range of media releases and statements featured on the City's website and in the *Joondalup Times/Weekender*, *The West Australian* and the *Sunday Times*;
- City News – an eight page newsletter distributed to residents in July 2013, October 2013, December 2013 and March 2014;
- Joondalup Voice – a fortnightly full page advertisement published in the *Joondalup Weekender* newspaper, distributed to households and businesses;
- What's On – a full page advertisement published on a monthly basis in the *Joondalup Weekender* newspaper and distributed to households and businesses;
- Explore Joondalup – a 48 page booklet outlining City services and programs distributed to residents in November 2013;
- The 2014 Joondalup Festival Regional Promotion which featured in *The West Australian* and the *Sunday Times* newspapers during March 2014; and
- The Business Edge Newsletter published and distributed to stakeholders in December 2013.

There are over 9,000 people engaging with the City on Facebook and Twitter

Website

The City's website continued to be developed as a significant information source for the community. The website contains a variety of search functions as well as online forms, online payments and interactive virtual tours. New features in 2013-2014 to improve communication and ease of use for customers included:

- Online event bookings which allow users to book and pay for City events online;
- Redevelopment of the Joondalup Festival web pages which incorporated new features and details on the event;
- Continued development to facilitate ease of use on mobile devices; and
- Additional online forms and payment facilities.

In addition, the City commenced development of a mobile 'on-the-go' website to provide a condensed version of the City's website with popular pages and interactive features for mobile users. The mobile website is expected to be launched in late 2014.

Electronic Communication and Social Media

The City continued to provide a range of e-newsletters to subscribers during 2013-2014, including Joondalup Voice Online, Joondalup Business Online, Clubs in Focus Online, Joondalup Library Online, Joondalup Leisure Online, Arts in Focus Online, Joondalup Job Notices Online, Joondalup Tender Alerts Online, School Connections, and the Y-Lounge e-Newsletter. Readers can subscribe to these e-newsletters at joondalup.wa.gov.au

The City has continued to build a significant online following using social media platforms with more than 9,000 people now engaging with the City on Facebook and Twitter. The City's social media platforms provide new mediums to communicate with local residents, giving the local

community further channels to provide feedback to the City.

Community Radio

As part of the City's sponsorship of Twin Cities FM, City programs and events were promoted in weekly radio interviews during the year. These 20 minute interviews allowed the City to communicate upcoming activities to a local audience. These included Leisure Centre programs, library services, introduction of new cat laws, Joondalup Festival and other City events, as well as environmental and youth events, programs and services.

COMMUNITY CONSULTATION

In order to inform decision-making, the City consults with the community and key stakeholders on major projects, issues and policies to obtain feedback from affected and interested persons. Consultation was conducted on a number of key projects and initiatives during 2013-2014 including:

Park Development Projects

- Seacrest Park, Sorrento – Sports Floodlighting Project: proposed installation of sports floodlighting at Seacrest Park as part of an application for funding to the Department of Sport and Recreation. Consultation was undertaken with local residents within a 200m radius of the park and representatives from current park users, the Seacrest Park Community Sporting Facility Management Committee and local resident/ratepayer associations.
- Penistone Park, Greenwood – Proposed Park Redevelopment: proposed redevelopment of clubrooms, (including the incorporation of an existing storage shed and tennis shelter), replacement of the existing basketball courts with a 3-on-3 basketball pad and replacement of the existing cricket practice nets. Consultation was undertaken with local residents within a 500m radius of the park and representatives from current user groups, the local residents association and Greenwood Primary School.

- Bramston Park, Burns Beach – Proposed Park Redevelopment: proposed construction of a new community building, car park, cricket pitch, sports floodlighting, playground and BBQ/picnicking space within the park. Consultation was undertaken with residents living within a 200m radius of the park and representatives from potential user groups and the local residents association.
- Warrandyte Park, Craigie – Proposed Irrigation Works: proposed introduction of hydro-zoning and eco-zoning and new connecting pathways within the park. Consultation was undertaken with local residents within a 500m radius of the park and representatives from user groups.
- Delamere Park – Proposed Park Development: proposed development of a park next to the new Currambine Community Centre. Consultation was undertaken with local residents within a 500m radius of the park.

Planning Development and Reviews

Feedback from key environmental, business, government and community stakeholders was sought on the following draft plans:

- Draft Warwick Open Space Bushland Management Plan;
- Draft Economic Development Strategy;
- Draft Environment Plan;
- Draft Climate Change Strategy; and
- Draft Coastal Foreshore Management Plan 2014-2024.

Other Projects

Pinnaroo Point, Hillarys – Paramotor Trial: proposed trial for paramotoring activity to occur along the City's coastline, taking off and landing from Pinnaroo Point. Feedback was sought from the community on the level of support for permitting the activity to occur within this location on an ongoing basis.

STRATEGIC COMMUNITY REFERENCE GROUP

The Strategic Community Reference Group met on three occasions during the year, twice to consider the review of the City's *Community Development Plan 2006-2011* and once to provide feedback on the City's draft *Environment Plan 2014-2019*.

The Strategic Community Reference Group will continue to meet to consider matters of strategic significance in accordance with its *2014-2015 Work Plan*.

COMMUNITY ENGAGEMENT NETWORK

In line with the City's commitment to finding new and effective ways to engage with the community, the City established the Community Engagement Network during the year. The Network was created to provide an additional and convenient channel of communication for community members to provide their views on strategic initiatives. Based on the City's website, community members can subscribe to receive information on the projects, issues and decisions that are open to community comment. Since its launch in August 2013, the Network has increased its membership to 175 people wishing to be engaged on a regular basis.

Global Reporting Indicator SO1 highlights the percentage satisfaction with the City's consultation in 2013-2014 as measured in the City's Customer Satisfaction Survey.

Global Reporting Indicator 2013-2014 Measure

SO1

The extent to which the City consults the community about local issues.

63.4%



**New website features
in 2013-2014 improved
communication and ease
of use for customers**





87.8%
**Overall Customer
Satisfaction Rating**

CUSTOMER SATISFACTION SURVEY

The City conducted its Customer Satisfaction Survey in June 2014. The survey is conducted annually to measure the City's performance in delivering specific services and facilities. Selected by random sampling, respondents from within the City were interviewed by telephone, and were asked a series of questions relating to overall satisfaction and satisfaction with specific services and facilities provided by the City. Care was taken to ensure that the sample was representative of the City's demographic profile in terms of age, gender and location.

A separate survey was conducted of residents who had used the City's Building and Planning Services over the previous 12 months to determine how satisfied they were with the service provided to them.

The sample size for the Customer Satisfaction Survey produced a sampling precision of +/- 4% at the 95% confidence interval. This ensures a 95% certainty that the results obtained are within +/- 4% if a census was conducted of all households within the City of Joondalup.

Global Reporting Indicator
2013-2014 Measure

PR5

% Overall Community Satisfaction
Rating.

87.8%

Service	2011-2012	2012-2013	2013-2014
Overall Satisfaction	87.5%	89.1%	87.8%
Satisfaction with Services Provided	92.7%	94.1%	92.7%
Value for Money from Rates	66.8%	72.7%	70.7%
Libraries	97.2%	95.6%	95.6%
Festivals, Events and Cultural Activities	89.8%	90.5%	88.9%
Sport and Recreation	94.2%	94.5%	92.2%
Mobile Security Patrols	71.1%	71.0%	69.3%
Graffiti Removal	89.8%	92.5%	90.0%
Ranger Services	85.0%	82.0%	82.0%
Weekly Rubbish Collection	97.4%	97.4%	97.0%
Fortnightly Recycling	91.4%	91.8%	89.8%
Parks and Public Open Space	93.0%	93.2%	92.4%
Street Appearance	88.0%	91.1%	88.3%
Planning	84.1%	72.0%	91.3%
Building	84.1%	79.0%	90.5%
Management and Control of Traffic on Local Roads	81.8%	83.0%	78.5%
Parking City Centre	55.0%	55.0%	54.3%
Parking Residential Areas	83.9%	86.1%	81.1%
Parking Adjacent to Schools	42.7%	61.6%	55.4%
Parking Adjacent to Railway Stations	NA	44.9%	38.7%
The City Consults with the Community about Local Issues	71.3%	73.9%	63.4%
The City Informs the Community about Local Issues	76.0%	77.5%	70.7%
Understand Community Needs	74.5%	82.2%	78.2%

LOCAL GOVERNMENT REFORM

In July 2013 the State Government announced its proposal for new local government boundaries for metropolitan Perth.

The new boundaries were developed by the State Government following consideration of the report from the Metropolitan Local Government Review Panel, community feedback, research from previous interstate and overseas reform experiences and information from the local government sector.

Some local government boundaries were not affected in the proposed model, including the City of Joondalup. It was considered that these local governments were able to accommodate the growth and offer the suite of services their communities will need in the future.

The Minister for Local Government invited local governments to submit proposals to the independent Local Government Advisory Board. The Board is expected to deliver the report of its inquiries into all of the 38 formal proposals to the Minister in early 2014-2015.

2013 LOCAL GOVERNMENT ELECTIONS

The City of Joondalup Local Elections were held on 19 October 2013 for the Office of the Mayor and six councillors (one for each ward). The Mayor, Troy Pickard and all sitting councillors, Cr Kerry Hollywood, Cr Philippa Taylor, Cr Liam Gobbert, Cr John Chester, Cr Russ Fishwick and Cr Christine Hamilton-Prime, were re-elected for another four year term.

The participation rate for the election was 22.1%, totalling 23,797 electors who cast their vote via a postal vote. The election was followed by a Swearing-In Ceremony and Special Council Meeting on 22 October, where Cr Liam Gobbert was elected the City's new Deputy Mayor.

WARD BOUNDARY REVIEW

Local governments are required to review ward boundaries, names and councillor representation levels every eight years. The City completed a Ward Boundary Review during the year which resulted in a recommendation being made to the Local Government Advisory Board to transfer the suburb of Connolly from the North Ward to the North-Central Ward. The Board and the Minister for Local Government accepted the City's recommendation. The change to the City's ward structure will take effect from the 2015 local government elections.

LOCAL LAWS

During 2013-2014, the following local laws were reviewed, gazetted and became operational:

- *Parking Local Law 2013*; and
- *Meeting Procedures Local Law 2013*.

The City also developed a revised *Local Government and Public Property Local Law 2014* which was advertised for public comment in the last quarter of 2013-2014. Following advertising, this Local Law will be presented to Council in 2014-2015 seeking endorsement. A review of the City's local laws will continue in 2014-2015.

CITY POLICIES

The City continued to review existing and develop new policies throughout the year. The Policy Committee considered major amendments to existing policies, the introduction of new policies and the revocation of existing policies.

Following advice from the Policy Committee, Council adopted:

- Amendments to four existing policies:
 - Elected Members' Entitlements Policy;
 - Sustainability Statement Policy;
 - Investment Policy; and
 - Home Business Policy.
- The introduction of one new policy:
 - Risk Management Policy.

CODE OF CONDUCT

A revised *Code of Conduct* for Employees, Elected Members and Committee Members was adopted by Council at its meeting held on 10 December 2013. The *Code of Conduct* provides guidance on roles and responsibilities, and provides a standard of conduct to ensure integrity and good governance for the community.

EXTERNAL PARTNERSHIPS

The City has taken an active role in collaborating with a number of professional associations, industry groups and state government agencies through representation on key external and strategic bodies. These included:

- Australian Local Government Association;
- Joondalup Learning Precinct Board;
- Mindarie Regional Council;
- Tamala Park Regional Council;
- Mitchell Freeway Extension Community Group;
- WALGA Executive;
- WALGA CEO Round Table;
- WALGA State Council and North Metropolitan Zone;
- Local Government Chief Officers' Group;
- Building Commission Stakeholder Reference Group;
- District Emergency Management Committee;
- Local Emergency Management Committee;

- LGMA Executive Board;
- LGMA Governance Network Committee;
- LGMA Metropolitan Branch;
- LGMA Legislative Review Committee;
- LGMA Board Metropolitan Branch;
- LGMA Local Government Reform;
- Edith Cowan University Business and Innovation Centre;
- WA Police;
- BiodiverCities Advisory Committee;
- ICLEI – Local Governments for Sustainability – Africa;
- ICLEI – Local Governments for Sustainability – Oceania;
- Joondalup Health Campus;
- Strategic Library Partnerships Agreement Steering Committee;
- Public Libraries WA;
- Operational Management Group (Library Services);
- Headspace Joondalup Consortium;
- Economic Development Australia;
- Yellagonga Regional Park Working Group;
- WA Transport and Roads Forum;
- Committee for Perth Forum (Transit); and
- Jinan Sister City Relationship.

MEASURING SUCCESS

Strategic Community Plan Strategic Performance Indicators – Governance and Leadership

ASPIRATIONAL OUTCOME

“The City is recognised for its outstanding governance practices, which are achieved through strong leadership and fully integrated community engagement systems.”

The following reports against achievement of targets in 2013-2014.

Indicator	City Target	Outcome	Source
Leadership	Maintain Elected Member or Executive representation on two or more national or international strategic bodies with City representation	Two	Annual Plan Quarterly Reports
Leadership	100% of requests for submissions on major plans, strategies and policies affecting local government are responded to	100%	Submissions Log
Active Democracy	100% of City-wide sample sized community consultations achieve a statistically reliable response rate based on a confidence rating of 95% and +/-5% margin for error	N/A	No City-wide consultations conducted in 2013-2014
	To meet or exceed the State average for voter turnout at local government elections (27.8%)	22.1%	West Australian Electoral Commission Voter Participation Report
Corporate Efficiency	Maintain or exceed the average customer satisfaction rating (83%) since 2008	87.8%	Annual Customer Satisfaction Survey

It is not expected that all targets will be reported against in the first year of the Plan. Performance against all targets will be reported once data is available.

Financial Sustainability

ASPIRATIONAL OUTCOME

“The City is a financially diverse local government that uses innovative solutions to achieve long-term financial sustainability. Its rates revenue is moderated through the adoption of ongoing service efficiencies and alternative income streams.”

INTEGRATED PLANNING FRAMEWORK – STATE GOVERNMENT REQUIREMENT

The City provided feedback to the Department of Local Government and Communities as part of the first review of its Integrated Planning and Reporting Framework introduced in 2010. It is anticipated the Department will release revised guidelines in 2014-2015.

The City's Integrated Planning Framework comprises a series of plans to ensure alignment between strategies and operational planning, and ensures compliance with the Integrated Planning and Reporting Framework set by the Department of Local Government and Communities.

Joondalup 2022, the City's Strategic Community Plan, sits at the centre of the Integrated Planning Framework, providing direction for other City plans within its Key Themes of:

- Governance and Leadership;
- Financial Sustainability;
- Quality Urban Environment;
- Economic Prosperity, Vibrancy and Growth;
- The Natural Environment; and
- Community Wellbeing.

The Framework also includes the *Corporate Business Plan* and a series of specialist plans within each Key Theme which translate the higher level vision into operational

projects and programs. Plans within the Framework are reviewed and updated as required to ensure continued relevance.

Corporate Business Plan Review

The City's *Corporate Business Plan 2012-2017* was reviewed during 2013 to update the status of projects and to incorporate new projects into the Plan in accordance with the Department of Local Government and Communities' requirement to review the Plan annually. Council adopted these amendments at its meeting on 19 November 2013, which included:

- Timeframe adjustments to 27 projects;
- The consolidation of 46 projects that were identified as potential duplications; and
- The insertion of 11 new projects.

20 Year Strategic Financial Plan

The *20 Year Strategic Financial Plan 2013-2033* sets out a sustainable program of works, projects and services the City will provide over the next 20 years to inform the resourcing requirements and financial capability of the City to achieve the objectives of *Joondalup 2022*.

The Plan is updated on an annual basis following revision of its Guiding Principles, and is aligned to the annual budget process. The updated *20 Year Strategic Financial Plan 2013-2033* was adopted by Council on 24 June 2014 and includes the following key changes:

- Inclusion of the impacts from recent State and Federal Budget increases, such as a 36.8% increase in the street lighting tariff from 2015-2016; and
- Updates to funding major projects such as the Joondalup Performing Arts and Cultural Facility/Jinan Gardens, Edgewater Quarry, Percy Doyle Master Plan, and the Synthetic Hockey Pitch Development at Warwick Open Space were incorporated into the Plan.

Asset Management Strategy

The City's current Asset Management Strategy underwent a major review, driven by the requirements of the Integrated Planning Framework. The review involved an extensive evaluation of business processes, and implementation of the Strategy will result in business improvements and implementation of an integrated asset management system. The review will be finalised in 2014-2015.

CAPITAL WORKS PROGRAM

The Five Year Capital Works Program outlines the infrastructure projects to be undertaken over the next five years to meet community needs and future development of the City. The following sets out a selection of projects undertaken during 2013-2014.

Parks Development Program

- The City upgraded the irrigation systems in Harbour Rise and Iluka; Shepherds Bush Park, Kingsley; Salata Park, Duncraig; Castlefern Park, Duncraig; Beldon Park, Beldon; Robin Park, Sorrento and Joondalup City Centre.
- The City-wide Tree Planting Program for 2013-2014 was completed.
- Eco-zoning and hydro-zoning works to reduce water consumption within turf and natural areas were completed in Warrandyte Park.
- Stage 2 of Mawson and Hillarys Park was completed and included new path networks, BBQs, seating, playground equipment and improved drainage infrastructure.

Foreshore and Natural Areas Management Program

Extensive coastal dunal protection fencing projects were completed, including dune protection fencing extending from Hillarys Marina to the Whitfords Horse Beach and fencing in Lilburne Park, Duncraig.





Park Equipment Program

New or upgraded park equipment was installed in the following parks:

- Gibson Park, Padbury;
- Galston Park, Duncraig;
- Noel Gannon Park, Duncraig;
- Fairway Park, Connolly;
- Glengarry Park, Duncraig; and
- Roxburgh Park, Kinross.

In addition to play equipment, a number of picnic tables, practice cricket wickets and covers, goal posts, benches, park signs and barbeques were installed at various parks within the City.

Local Traffic Management Program

The City completed a number of traffic management projects which included the installation of median trees, pedestrian islands and crossings and traffic calming treatments at a number of locations including:

- Peninsula Avenue, Heathridge;
- Whitfords Avenue, Kallaroo;
- Castlegate Way, Woodvale;
- Shepherds Bush Drive, Kingsley;
- Trailwood Drive, Woodvale;

- Tuart Road, Greenwood;
- Woodvale Drive, Greenwood;
- Fantome Road, Craigie;
- Quilter Drive, Duncraig;
- Woodvale Drive, Woodvale;
- Shackleton Avenue, Hillarys;
- Eddystone Avenue, Heathridge; and
- Gradient Way, Beldon.

Black Spot Programs

As part of the State and Federal Black Spot Programs, the City carried out road modification projects at a number of intersections including:

- Oceanside Promenade and Warren Way, Mullaloo;
- Hepburn Avenue and Kingsley Drive, Greenwood;
- Grand Boulevard and Kendrew Crescent, Joondalup; and
- Joondalup Drive and Eddystone Avenue, Edgewater.

New Paths Program

Paths were constructed or resurfaced within the City at key locations including:

- Parin Park, from Canham Way to Smallman Crescent, Greenwood;
- Hepburn Avenue, Kingsley;
- West Coast Drive, Sorrento;
- Bernard Manning Road, Duncraig;
- Connolly Drive Shared Path, Currambine;
- Allenswood Drive, Greenwood;
- Ackworth Crescent, Warwick;
- Warwick Road, Warwick;
- Lilburne Road, Duncraig; and
- Glengarry Drive, Duncraig.

Stormwater Drainage Program

A number of drainage sumps were improved which included installation of biofiltration zones and upgraded drainage networks at various locations including:

- Duffy Terrace, Woodvale;
- Hazelbury Street, Greenwood;
- Poynter Drive, Duncraig;

- Cadogan Street, Kingsley;
- Wandoo Road, Duncraig;
- Warwick Road, Duncraig;
- Cliff Street, Sorrento;
- Roche Road, Duncraig;
- Damson Way, Greenwood;
- Glenn Place, Duncraig; and
- Sherrington Road, Greenwood.

Road Preservation and Resurfacing Program

The City completed the laying of 15.8 kilometres of new asphalt as part of its road resurfacing program for both local and major arterial roads including:

- Roche Road, Duncraig;
- Atwick Way, Craigie;
- Alexander Road, Padbury;
- Hillwood Road, Warwick;
- Joondalup Drive, Joondalup;
- Whitfords Avenue, Kingsley;
- Justin Drive, Sorrento;
- Ocean Reef Road, Craigie; and
- Bottlebrush Drive, Greenwood.

Building Capital Works Program

The City completed a number of Building Capital Works Projects in 2013-2014 including:

- Currambine Community Centre;
- Redevelopment of Admiral Park clubrooms, Heathridge;
- Refurbishment of Mullaloo South toilets;
- Upgrade of Sorrento Bowling Club toilets;
- Refurbishment of Blackboy Park toilets, Mullaloo;
- New storeroom for Santiago Park clubrooms, Ocean Reef; and
- New storage facilities at Lexcen Park clubrooms, Ocean Reef.

City Centre Lighting

Installation of lighting in Central Walk was completed as part of a staged project to improve lighting efficiency and reduce energy costs in the City Centre. The installation has improved lighting levels in Central Walk, as well as increasing amenity for pedestrians and businesses in the area.

A review of the installation was undertaken which has informed the illumination standards for Phase 2 and 3 of the City Centre Lighting project. The project will continue into 2014-2015.

PROPERTY MANAGEMENT FRAMEWORK

The Framework provides a consistent approach to the management, leasing, licensing and facility hire provisions of all property under the City's ownership, care and control. Implementation of the Property Management Framework continued with a number of leases and licenses agreed and executed with user groups during the year. Negotiation of new lease and licence agreements will continue during 2014-2015.

The City's Facility Hire Subsidy Policy was adopted in conjunction with the Property Management Framework in November 2012 and allows community and sporting groups various levels of subsidy for the use of the City's facilities where the groups can demonstrate not-for-profit status and 50% of its active membership residing within the City of Joondalup.

Subsidies provided to user groups in line with the Facility Hire Subsidy Policy in 2013-2014 amounted to \$1,208,382.

MEASURING SUCCESS

Strategic Community Plan Strategic Performance Indicators – Financial Sustainability

ASPIRATIONAL OUTCOME

“The City is a financially diverse local government that uses innovative solutions to achieve long-term financial sustainability. Its rates revenue is moderated through the adoption of ongoing service efficiencies and alternative income streams.”

The following reports against achievement of targets in 2013-2014.

Indicator	City Target	Outcome	Source
Asset Management Ratios	Asset Consumption Ratio: To be able to identify the City's Asset Consumption Ratio with a high confidence level by 2014.	High confidence level achieved in the Asset Classes of buildings, drainage and fleet.	Asset register(s)
Asset Management Ratios	Asset Sustainability Ratio: To be able to identify the City's Asset Sustainability Ratio with a high confidence level by 2014.	High confidence level achieved in the Asset Classes of buildings, drainage and fleet.	Asset register(s)

Indicators relating to Financial Ratios are provided in the Financial Indicators section of the Annual Report. Some Asset Management Ratios are not yet available and will be reported in future Annual Reports.

Quality Urban Environment

ASPIRATIONAL OUTCOME

“The City’s built environment is planned for enduring relevance through quality, modern design that is creative, flexible and diverse. Design of its urban landscapes promotes connectivity, useability and accessibility; contributing to the highest standards of liveability.”

REVIEW OF THE LOCAL PLANNING STRATEGY

The Local Planning Strategy guides the overall planning within the City. A review of the draft Local Planning Strategy was completed during the year, and will be considered for final adoption by Council early in 2014-2015. The draft Local Planning Strategy has been updated to include the latest available Census statistics and information, as well as the recommendations of the Local Housing Strategy and Local Commercial Strategy.

DISTRICT PLANNING SCHEME

The City of Joondalup’s District Planning Scheme No 2 is the City’s local planning scheme and sets the statutory framework for planning and development within the City.

Work has continued on the review of the planning scheme, although priority has been given to progressing an amendment to District Planning Scheme No 2 to implement the recommendations of the Local Housing Strategy, and the development of associated policies. The review will continue in 2014-2015.

LOCAL HOUSING STRATEGY

The Local Housing Strategy provides a rationale for determining future housing needs within the City. It recommends policy measures to provide for a range of housing types and densities to cater for the future housing needs of residents such as smaller household sizes, an ageing population and efficient use of land.

At its meeting in November 2013, the Western Australian Planning Commission resolved to support the City's Local Housing Strategy. Subsequently, at its December 2013 meeting, Council resolved to proceed with an amendment to District Planning Scheme No 2 to implement the majority of the recommendations of the Local Housing Strategy. Consent has been granted by the Environmental Protection Authority, and following consent from the Department of Planning, the proposed amendment will be advertised for public comment in 2014-2015.

JOONDALUP ACTIVITY CENTRE STRUCTURE PLAN

State Planning Policy 4.2 Activity Centres Policy for Perth and Peel requires the development of an Activity Centre Structure Plan for all strategic metropolitan centres, which includes the Joondalup City Centre.

The scope of works required to prepare the Structure Plan was finalised during the year, and specialist consultants will be appointed to assist the City develop the Structure Plan in early 2014-2015.

BURNS BEACH MASTER PLAN

The aim of the Burns Beach Master Plan is to guide the future enhancement and provision of services and facilities in the Burns Beach area. Stakeholder consultation was undertaken during 2013-2014 to inform the draft Master Plan and concept design work for the Burns Beach Coastal Node. Following consideration by Council in 2014-2015 the draft Burns Beach Master Plan will be advertised for public comment.

JOONDALUP ENTRY STATEMENTS

Three visual entry statements were installed at the northern and southern boundaries of the City to inform people that they are entering or exiting the City. The vertical signage and coloured interpretative poles can be seen along Marmion Avenue in Kinross and Marmion, and along Joondalup Drive in Joondalup.

The design resembles a city skyline while the individual elements are an interpretive reflection of what the City of Joondalup represents - past, present and future. The statements are illuminated at night and provide a memorable gateway in and out of the City.

LANDSCAPE MASTER PLAN 2009-2019 – ICONIC VERGE AND MEDIAN TREATMENT

The iconic verge and median treatments is an ongoing program that provides landscape enhancements to arterial roads in the City of Joondalup.

Landscaping works along Burns Beach Road and Hodges Drive were completed and works along Shenton Avenue commenced during the year. The treatments were undertaken in accordance with the City's Landscape Master Plan, and contribute to the preservation of local biodiversity through the collection, propagation and planting of local native species, ensuring the preservation of local biodiversity.

LANDSCAPE MASTER PLAN 2009-2019 – ECO-ZONING AND HYDRO-ZONING IN PARKS

Eco-zoning and hydro-zoning works were completed in Warrandyte Park, Craigie. Creating hydro-zones reduces water consumption as different watering rates can be applied to different parts of an area. Developing eco-zones, where turf areas are mulched and native gardens created, promotes biodiversity and reduces water consumption.



THE CITY'S VISION

To increase commercial and employment growth and to enhance the vibrancy of the City Centre

CITY CENTRE COMMERCIAL OFFICE DEVELOPMENT

In line with the City's vision to increase commercial and employment growth and to enhance the vibrancy of the City Centre, Council appointed Seven Capital (Perth) Pty Ltd in July 2013 as the preferred respondent for the development of a commercial office building on City owned property.

Following unsuccessful negotiations to develop a Memorandum of Understanding between the City and Seven Capital (Perth) Pty Ltd, Council determined, at a Special Meeting held on 21 May 2014, to cease negotiations with Seven Capital and to undertake a new Expression of Interest process to attract a new pool of respondents to plan and develop an integrated mixed use development across Lot 507 (90) Boas Avenue and Lot 496 (70) Davidson Terrace, Joondalup.

The new Expression of Interest, to be advertised in July 2014, will include a minimum of 12,000m² of office accommodation, hotel or short stay and residential accommodation, together with a retail or commercial component, a car park and public spaces. Once constructed, the proposed development will assist in growing the local economy and attracting more people to the Joondalup City Centre.

Liaison with State Government continued throughout the year in relation to the City's Expression of Interest submission in July 2013 for the provision of State Government Office accommodation in Joondalup on Lot 507 Boas Avenue. This submission aligns with the City's intent to attract a State Government agency as the anchor tenant for the office building.

JOONDALUP PERFORMING ARTS AND CULTURAL FACILITY

The City continued to progress the project to establish the Joondalup Performing Arts and Cultural Facility on 3 Teakle Court, adjoining Central Park, Joondalup.

Following the launch of an architectural design competition for the design of the Joondalup Performing Arts and Cultural Facility in April 2013, 21 submissions were received. These were evaluated by the Joondalup Performing Arts and Cultural Facility Steering Committee and four finalists identified.

In March 2013, Council endorsed the four finalists to proceed to the second stage of the competition to develop conceptual designs which included the following elements:

- Lyric theatre of 850 seats with orchestra pit, proscenium and fly tower suitable for staging drama, dance and musical events;
- 200 seat flexible black box theatre to accommodate a variety of performance types;
- Rehearsal rooms, practice rooms and other theatre support spaces;
- Single foyer serving both theatres designed to operate as a reception and exhibition space;
- Dedicated art gallery and curatorial storage;
- Drawing and painting studio and craft studio;
- Food and beverage spaces;
- Conference and function facilities;
- Management offices; and
- Car parking.

The four conceptual designs were published on the City's website and visual displays were available for viewing in the City's libraries, Craigie Leisure Centre and Joondalup Administration Building, and members of the public were invited to select their preferred design as part of the People's Choice Vote.

The evaluation of the conceptual designs was undertaken by the Joondalup Performing Arts and Cultural Facility Steering Committee, and in June 2014, Council endorsed the winning design by ARM Architecture. The same design by ARM Architecture was also the winner of the People's Choice Vote.

ARM Architecture commenced the preparation of a scope of works for the refinement of the conceptual design which will include the Jinan Garden. The design will be presented to Council in early 2014-2015 seeking endorsement.

Investigations continued during the year into funding options and strategies for the capital cost of the proposed facility, and advice was also sought from State and Commonwealth Government agencies. Investigations into potential management options and operational costs will continue in 2014-2015.

BIKE PLAN

The aim of the City's Bike Plan is to promote cycling within the City. Actions undertaken during 2013-2014 in accordance with the City's Bike Plan included:

- Education Programs relating to cycle use in the City;
- The construction of a shared path along Connolly Drive from Burns Beach to Currambine;
- Improved cycle signage along selected routes; and
- A bike safety event held at Tom Simpson Park, Mullaloo, where cyclists received free safety and bike maintenance advice from experts.

A Share the Path Campaign was conducted to raise awareness of the safe use of the City's dual use paths. The campaign included posters which were provided to local businesses, information published on the City's website and advertising at key coastal locations including the installation of vinyl signage along the City's dual use coastal pathways to raise awareness of safe cycling.





WALKABILITY PLAN

The *Walkability Plan 2013-2018* is a five year plan which guides the development and management of walking and cycling infrastructure and signage to encourage more people to walk and cycle within the City.

The Plan also identifies opportunities to promote community education and awareness of recreational activities in the region. Key achievements during 2013-2014 included:

- Developing a pedestrian and cyclist counting program for highly used locations throughout the City;
- Reducing the speed limit on Oceanside Promenade in Mullaloo from 50 km/h to a 40km/h zone;
- Commencing the development of a Signage Strategy that will inform the implementation of signage in the Joondalup City Centre, natural bushland areas and along coastal paths;
- Installing tactile ground indicators at three locations within the Joondalup City Centre;
- Installing pedestrian crossings on the slip lanes at the intersection of Grand Boulevard and Collier Pass, and Grand Boulevard and Kendrew Crescent, Joondalup; and
- Installing a shared path in Hepburn Heights Conservation Area, Padbury.

BUILDING PERMITS

A wide variety of applications for building permits were assessed throughout the year including swimming pools, spas, patios, carports and other additions, new single and double storey dwellings and commercial projects such as Hillarys, Warwick, Woodvale and Kingsley Shopping Centres, Warwick Cinemas, and Currambine District Centre. Major commercial applications and occupancy certificates were also issued.

See Graph 1

Global Reporting Indicator
2013-2014 Measure

EC7

Value of Building Permits Issued
– Whole of City.

\$362,871,430

PLANNING APPROVALS

A variety of applications were processed throughout the year ranging from patios, carports and outbuilding additions, to single and double storey dwellings, changes of approved land use, signage and major commercial developments.

Major applications approved during the year included:

- A mixed use development consisting of commercial tenancies, offices, and multiple dwellings at 35 Davidson Terrace, Joondalup;
- A mixed use development consisting of multiple dwellings, shop and offices at 34 Marri Road, Duncraig;
- A development of 20 multiple dwellings and undercroft car park at 14 Lennard Street, Marmion;

- A large showroom and warehouse development on the corner of Eddystone Avenue and Honeybush Drive, Joondalup;
- Extensions to the Carine Glades Shopping Centre, Beach Road, Duncraig;
- Extensions and cinema additions to Currambine Central Shopping Centre, Currambine; and
- Gymnasium additions to Lake Joondalup Baptist College.

These applications were approved by the Development Assessment Panel.

See Graph 2

Global Reporting Indicator
2013-2014 Measure

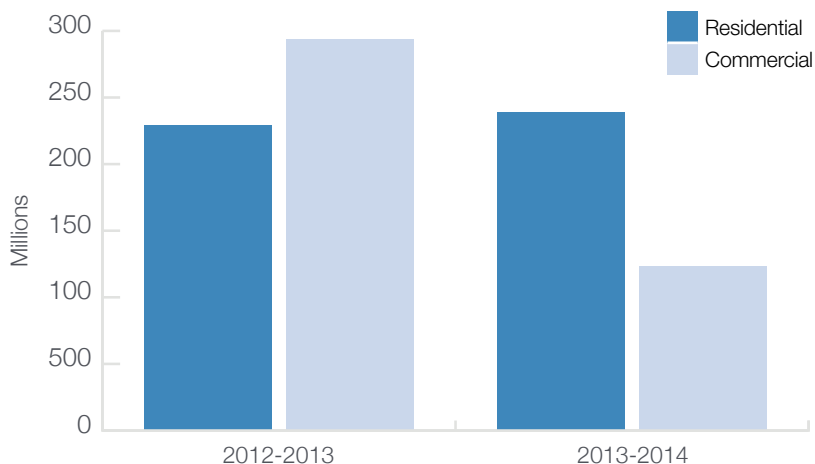
EC7

Value of Planning Approvals
Issued – Whole of City

\$245,132,480

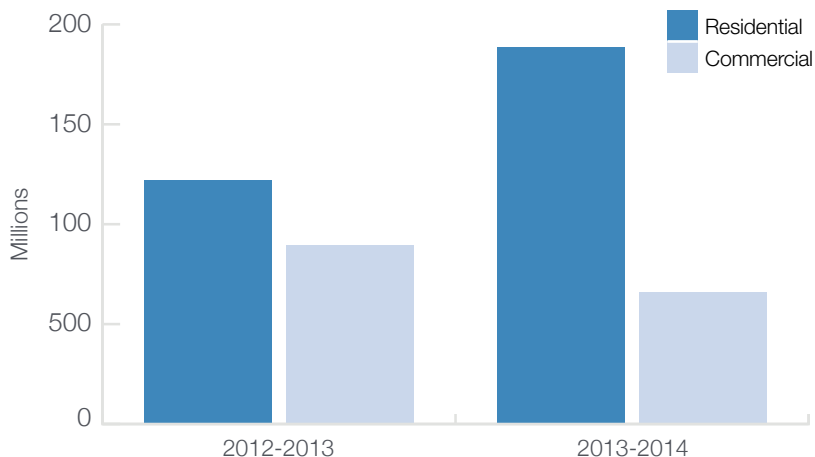
Graph 1

VALUE OF BUILDING PERMITS ISSUED – WHOLE OF CITY



Graph 2

VALUE OF PLANNING APPROVALS ISSUED – WHOLE OF CITY



This graph represents the value of planning approvals issued during 2013-2014 for all suburbs, including approvals issued by the Development Assessment Panel and the Western Australian Planning Commission.



MAJOR DEVELOPMENTS UNDER CONSTRUCTION

- A six storey student accommodation building at Edith Cowan University, Joondalup.
- Expansion of Lakeside Joondalup Shopping City, Joondalup.
- Additions to the Edith Cowan University Administration Building.
- A development consisting of showrooms, recreation centre and medical centre at 94 Delamere Avenue, Currambine.

MAJOR DEVELOPMENTS COMPLETED

- Masters Home Improvement and associated tenancies on Joondalup Drive in The Quadrangle, Joondalup.
- Joondalup Square and Bunnings development on Joondalup Drive in The Quadrangle, Joondalup.
- A three storey multiple dwelling development in McLarty Avenue, Joondalup.
- A mixed use development including showrooms, restaurants, and medical facilities at 74 Delamere Avenue, Currambine.

MEASURING SUCCESS

Strategic Community Plan Strategic Performance Indicators
– Quality Urban Environment

ASPIRATIONAL OUTCOME

“The City’s built environment is planned for enduring relevance through quality, modern design that is creative, flexible and diverse. Design of its urban landscapes promotes connectivity, useability and accessibility; contributing to the highest standards of liveability.”

The following reports against achievement of targets in 2013-2014.

Indicator	City Target	Outcome	Source
Landscaping	The City undertakes two Landscape Master Plan projects per annum (Eco-zoning and Hydro-zoning parks only).	One	Annual Plan Quarterly Reports 2013-2014

The Housing Infill Indicator within *Joondalup 2022* will be reported in future Annual Reports when data is available.

Economic, Prosperity, Vibrancy and Growth

ASPIRATIONAL OUTCOME

“The City is lively and flourishing across its activity centres. It is a global City, home to a recognised industry niche that fosters local job production and promotes employment self-sufficiency.”

ECONOMIC DEVELOPMENT STRATEGY

At its February 2014 meeting, Council endorsed the release of the City's Economic Development Strategy 2014 for community and stakeholder consultation.

A targeted engagement process was undertaken and significant stakeholder and community support was demonstrated for the draft strategy. The *Economic Development Strategy* was adopted at the May 2014 meeting of Council.

The Strategy provides a new 'step change' model for economic development activities at the City which cover various market sectors, geographic areas and core/specialist themes that relate directly to issues addressed within the City's Strategic Community Plan, *Joondalup 2022*.

The Strategy also provides targeted responses to key areas within the economy that will have a beneficial impact on the City's economy and that are consistent with the City's ambitions of establishing itself as the first primary centre within the Perth Metropolitan Area.

Co-Working Space

At its February Meeting, Council agreed to the City providing funding support for the West Coast Institute Co-Working Space. The Co-Working Space aligns with a number of priority actions in the City's Digital Strategy, *Joondalup: Digital City*, as well as directly addressing the main strategic objectives to:

- Lead and position Joondalup as a digital city;
- Realise Joondalup's potential as an education city;



- Build small business capacity and confidence; and
- Grow and attract new business in innovative sectors.

The City has agreed to fund a contribution towards the operations of the Co-Working Space including the delivery of a range of business training and support programs and networking events for new and established small businesses in Joondalup.

Innovation Fund

The City established a new Innovation Fund during the year to provide grants for innovative ideas which will contribute towards entrepreneurial business activities within the City of Joondalup.

The Innovation Fund offers grants of between \$5,000 and \$20,000 and is open to owners or operators of small businesses within the City. Applications must demonstrate that the proposal will result in benefits across the business community and will potentially add vibrancy to the Joondalup City Centre.

Examples of eligible projects include creating online and digital products, processes or services within the Joondalup businesses sector, assisting the development of innovative business proposals for small business activities and activating spaces within the City Centre for creative purposes using digital technologies. Eligible proposals are assessed by an Advisory and Assessment Panel against assessment criteria.

The Innovation Fund is to be launched at the same time as the City's new Economic Development Strategy, *Expanding Horizons*, at a Business Forum to be held on 2 July 2014.

Business Engagement and Communication

The City engages with the business community to develop opportunities in the City, regional economic initiatives and strategic business issues. The focus has been on engagement and relationship building with a wide variety of organisations via multiple channels including direct contact, business forums, e-newsletters and publications.

Business Forums

The City held one major Business Forum as a communication channel to the City's stakeholders and business community. The Business Forum attracted a capacity audience of business, government, education and industry stakeholders from across the greater Perth area, and also a number of interstate visitors. The aim of business forums is to assist in raising the profile of the City and highlighting some of the exciting opportunities that lie ahead for Joondalup.

The Forum entitled "Knowledge City" was held in April 2014 and focused on the investment and development opportunities in the City in key knowledge and service sectors.

A Forum will be held on 2 July 2014 to launch the new *Economic Development Strategy, Expanding Horizons*, which was endorsed by Council in May 2014. The Forum will promote the City's vision of Joondalup as a leading local government, setting a new standard in economic development and focused on innovation and technology.

Publications

The Joondalup Business Online e-newsletter was published quarterly and reached a milestone of 2,300 organisations and individuals registered to receive regular updates. The newsletter contains news events and services of interest for local businesses, stakeholders and investors.

The Summer 2013-2014 edition of Joondalup Business Edge was distributed in December 2013. This publication is dedicated to business and investment in the City. This edition profiled local innovative companies and the exciting research and development activity occurring within the City. It also promoted the growing health and medical sector in Joondalup, as well as including coverage of the emerging creative work of the Academy of Digital Technologies at West Coast Institute. An update on the Billion Dollar City activity was also provided, highlighting the growing strategic importance of Joondalup as the commercial heart of the north-west metropolitan Perth region.

The City established a new Innovation Fund during the year to provide grants for innovative ideas

The City continued to actively promote tourism through a range of activities



Other Stakeholder Engagement

Other stakeholder engagement activities undertaken:

- Assisting with the promotion of dedicated business support programs, including events and workshops organised by the Small Business Centre North West Metro and Business Foundations (DigitalBizWA workshops).
- Assisting with the promotion of business networking events organised by Edith Cowan University and West Coast Institute.

Global Reporting Indicator 2013-2014 Measure

EC7

Number of business forums and attendance

1 forum and 130 attendees

Tourism

The City continued to actively promote tourism through a range of activities.

Supported by the City, 60,000 copies of the Sunset Coast Planner, developed by Experience Perth, were distributed to Visitor Centres and travel agencies nationally, as well as to selected car hire outlets and major Perth based hotels and tourism operators. In addition, copies were distributed at holiday and travel expos in New Zealand, Sydney and Melbourne. The Sunset Coast Planner was also distributed locally through City facilities.

Distribution of 120,000 copies of the Holiday Guide to Perth publication took place in Western Australia, nationally and to an extended international network. Both publications are available online. The City also introduced new tourist and visitor attraction website pages.

OCEAN REEF MARINA

During 2013-2014, the City continued to progress the Ocean Reef Marina environmental and planning approvals strategy endorsed by Council in December 2012. Key actions are summarised below.

- In July 2013, the City submitted a Metropolitan Region Scheme (MRS) Amendment request to the Western Australian Planning Commission (WAPC) to rezone the land which will facilitate development at the site. This was considered a significant milestone of the project. A revised MRS Amendment request was subsequently submitted to the Department of Planning in April 2014.
- Following receipt of the revised MRS Amendment request, the WAPC commenced the process to initiate the MRS Amendment. As part of this process, the Amendment (covering the land based components) was referred to the Environmental Protection Authority for assessment under the *Environmental Protection Act 1986*.
- At the same time, the City referred the marine based components of the project to the Environmental Protection Authority for assessment under the *Environmental Protection Act 1986*.
- An amended *Environmental Protection and Biodiversity Act 1999* referral was also submitted to the Department of the Environment (Commonwealth) in June 2014.

As the environmental and planning approvals processes progressed, the City continued to develop the Local Structure Plan for the Marina, which included undertaking investigations into matters such as coastal processes, water quality and marine habitat which will contribute to the Local Structure Plan and the environmental assessment.

Negotiations with the State Government commenced on renewing and expanding the Memorandum of Understanding which sets out the roles of the City and the State Government in progressing the project.

Discussions also took place with various State Government agencies during 2013-2014 regarding the process for identifying development partners.

In order to keep Ocean Reef residents and the general community informed on current and future progress, three community forums were conducted in August 2013. Held at the Ocean Reef Sea Sports Club, the site of the new Marina, the forums were well supported by approximately 600 people.

The assessment processes, liaison with State Government and further development of the Local Structure Plan will continue as the project progresses into 2014-2015.

CAFES, KIOSKS AND RESTAURANTS

The City continued to progress the project to develop café, kiosk and restaurant facilities at Pinnaroo Point, Hillarys and Burns Beach Park, Burns Beach. The project aims to attract visitors and tourists, stimulate employment and business opportunities, provide recreational alfresco facilities for the community and promote a greater awareness of the City's natural assets.

The City advertised an Expression of Interest for the development of a café/kiosk on the coast at Pinnaroo Point, Hillarys from 9 October to 2 December 2013. Seven submissions were received, and Council at its June meeting, endorsed The Fig Group and Rock (WA) Pty Ltd trading as White Salt as the preferred respondents to continue to stage two of the Expression of Interest process.

The Fig Group and Rock (WA) Pty Ltd will be invited to submit detailed information on their proposal and following evaluation, a preferred developer will be identified to work with the City to undertake the project.

An Expression of Interest for the development of a café/restaurant at Burns Beach Park was also advertised from 18 December 2013 to 24 February 2014. The City commenced evaluating the six submissions received and it is expected the preferred respondent for the development of this site will be announced in early 2014-2015.

MULTI-STOREY CAR PARK IN THE CITY CENTRE

Approval for the preferred contractor to build the multi-storey car park was endorsed by Council at its June meeting.

The five-level car park will be built between Boas Avenue and Reid Promenade, and will provide over 500 bays. The new car park will also include provision for ACROD, motorcycle and bicycle bays.

The City has committed \$17.9million towards the project in the 2014-2015 Budget. Construction of the multi-storey car park is expected to commence in July 2014 and be completed by August 2015.



LOCAL COMMERCIAL STRATEGY

The development of the Local Commercial Strategy was completed during the year. The purpose of the Local Commercial Strategy is to guide the assessment of future development, expansion and land zonings associated with commercial related activities within the City. Following an independent review of the draft Strategy and the major submissions received during the public comment period, the revised Strategy was endorsed by Council at its December 2013 meeting.

DEVELOPMENTS IN THE CITY

The following graphs represent the value of planning approvals and building permits issued during 2013-2014 within the City Centre. These include planning approvals issued by the Development Assessment Panel and the West Australian Planning Commission.

The Development Assessment Panel approved the following major developments within the City Centre:

- Additions to Lakeside Joondalup Shopping City, Joondalup;
- An eight storey mixed use development at 35 Davidson Terrace, Joondalup;
- A showroom and warehouse development in The Quadrangle, Joondalup; and
- A gymnasium addition at Lake Joondalup Baptist College, Joondalup.

Joondalup City Centre

In 2013-2014 the City approved building permits for Edith Cowan University, the Joondalup Health Campus and The Quadrangle, Joondalup Drive, which included shop fit-outs at Masters, Bunnings, showrooms and various eateries. Building permits were issued for Lakeside Joondalup Shopping City extensions and shop fit-outs.

See Graph 3 and 4

Global Reporting Indicator 2013-2014 Measure

EC7

Value of Planning Approvals
Issued – Joondalup City Centre

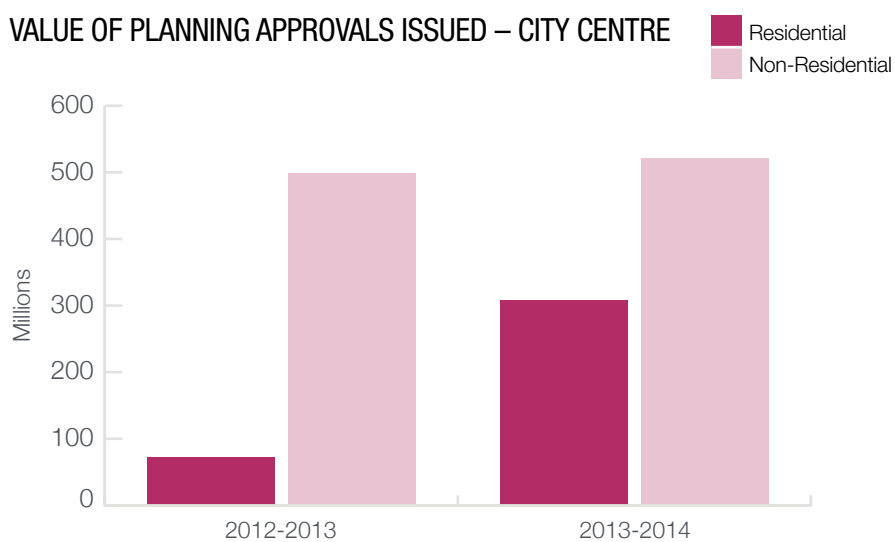
\$83,018,145

Value of Building Permits Issued
– Joondalup City Centre

\$103,535,302

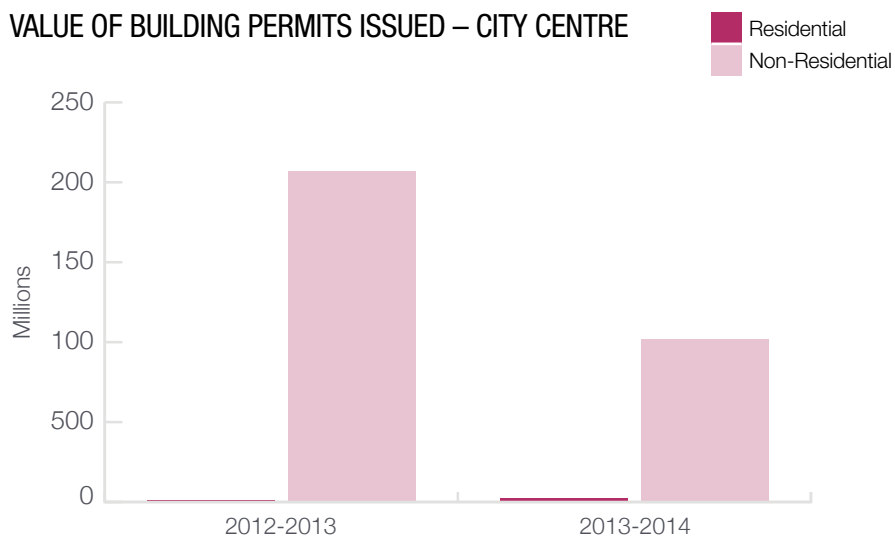
Graph 3

VALUE OF PLANNING APPROVALS ISSUED – CITY CENTRE



Graph 4

VALUE OF BUILDING PERMITS ISSUED – CITY CENTRE



EVENTS HELD WITHIN THE REGION

An objective of the Strategic Community Plan, *Joondalup 2022*, is for the City to attract, engage and sponsor iconic cultural and sporting events within the region. In 2013-2014 the City developed a Significant Events Position Statement that provides guidance on the type of events the City aspires to attract to the region including sporting, cultural, arts or business events that have a national or international appeal. The aim is to enhance tourism activity and stimulate the local economy, while attracting national and international media coverage promoting and strengthening Joondalup's reputation and image as an attractive destination City. The City held a number of discussions with key stakeholders regarding opportunities to bring a significant event to Joondalup, which will continue in 2014-2015.

SPONSORSHIP OF EVENTS HELD WITHIN THE REGION

The City was proud to sponsor a wide range of events, groups and organisations throughout 2013-2014 which attracted spectators and visitors of all age groups to the region.

The City provided \$138,750 to events, organisations and groups through its Sponsorship Program. Following is a list of organisations and groups that received City sponsorship.

**Global Reporting Indicator
2013-2014 Measure**

EC1

Dollar value of Events sponsored by the City (excludes community funding)

\$138,750

Group/Event	Sponsorship Dollar Value
West Perth Football Club (2014-2016)	\$40,000
AFL pre-season NAB Cup Challenge	\$15,000
Wanneroo Basketball Association (2014-2015)	\$15,000
Twin Cities FM	\$10,000
Whitford Church of Christ – Heathridge Carols in the Park	\$10,000
Telstra Hillarys Triathlon	\$6,000
Joondalup Lakers Hockey Club	\$5,000
Relay for Life Joondalup Wanneroo	\$5,000
Sorrento Tennis Club Junior Hard Court Tournament	\$5,000
Sunsmart Women's Triathlon	\$4,000
ECU Community Campus Dash	\$3,500
Hatch Ocean Ride for MS	\$3,000
Joondalup Christmas Lunch	\$3,000
Kingsley Carols in the Park	\$3,000
Lions Club of Duncraig Australia Day Breakfast (2014-2016)	\$2,500
West Coast Institute Student Awards	\$2,500
Jain Community of WA – Indian Festival	\$2,000
Lions of Duncraig Annual Fair	\$2,000
InSPIRE (Inter University Summer School – ECU)	\$1,000
US Entrepreneur Talks	\$1,000
West Coast Institute Student Fundraising Event	\$250

MEASURING SUCCESS

Strategic Community Plan Strategic Performance Indicators – Economic Prosperity, Vibrancy and Growth.

ASPIRATIONAL OUTCOME

“The City is lively and flourishing across its activity centres. It is a global City, home to a recognised industry niche that fosters local job production and promotes employment self-sufficiency.”

The following reports against achievement of targets in 2013-2014.

Indicator	City Target	Outcome	Source
Employment	Achieve a regional employment self-sufficiency percentage 10% greater than the 2009 self-sufficiency percentage of 41% by 2022	2012-2013: 4% increase to 45%	Urban Development Institute of Australia (WA) 2011 Census of Population and Housing. Next update in 2016
Employment	Maintain unemployment rates under the Perth Metropolitan average	Q2 2013-2014: 1.9% under average Perth Metropolitan unemployment rate	Economy .id
Economic Growth	To exceed the current 5 year trend for Local Gross Regional Product (5%)	2012-2013: 12.6%	Economy .id

The Economic Growth Indicator within Joondalup 2022 will be reported in future Annual Reports when data is available.

The Natural Environment

ASPIRATIONAL OUTCOME

“The City is a global leader in adaptive environmental management. It works closely with the community to protect and enhance the natural environment, while celebrating and showcasing its natural assets to the world.”

ENVIRONMENT PLAN

The draft Environment Plan 2014-2019 was developed during the year and was endorsed by Council at its May meeting for community consultation. The new Plan will provide high level strategic guidance for environmental management within the City and ensure that the City's operations are delivered in an environmentally sustainable manner. The new Plan will also promote environmental initiatives within the community.

Following community consultation the draft Environment Plan will be presented to Council seeking endorsement in early 2014-2015.

Environmental Events and Programs

Think Green - Environmental Education Program

The City's Environmental Education Program, targeting schools, residents and the broader community, aims to raise awareness of environmental issues and encourages greater environmental awareness within the community. The City delivered a series of free environmental activities relating to biodiversity, energy, water, waste and transport as outlined below.

- Food Gardens and Sustainable Gardens Workshops - Two workshops were held which provided the community with information on innovative ways to grow organic food in the backyard, waterwise and sustainable gardening, creating garden habitats and recycling waste.
- Clean Up Australia Day – The City supported 34 community groups to participate in clean up activities within the City. City staff were also encouraged to participate in the day and staff clean ups were held at the Joondalup Administration Building and the Works Operation Centre in Craigie.
- Biodiversity Tours – The City conducted a number of interactive tours which aimed to highlight the City's unique flora and fauna. The guided tours included four Night Stalk Tours and four Nyoongar Bushtucker and Cultural Heritage Tours.
- Capture Nature: Explore your Local Beach, Bushland and Wetlands Photography Competition – The City held the annual Capture Nature Photography Competition to celebrate World Environment Day and to recognise the photographic talents of young people in the City. The competition was open to 12-17 year olds living or attending school in the City and encouraged young people to explore their local, natural environment and capture photographs. The City received a large number of high quality entries featuring a diverse range of environmental images. The images from 20 finalists were displayed in Lakeside Joondalup Shopping City in June with the awards ceremony held on 5 June 2014.

- Garage Sale Trail Program – The City participated in this national initiative to reduce landfill and connect people within communities, and in doing so, had the highest number of registered garage sales of any participating Western Australian Local Government with 77 sales registered.

Think Green – Energy Program

The Think Green – Energy Program provides information to the community on climate change, renewable energy technology and energy efficiency. The Program aims to increase community awareness of the need to reduce energy and water consumption in the home and move towards a cleaner energy future.

The City offered Eco Home Audits to households throughout the year with a focus on reducing home energy, water and resource use and delivered a total of 100 Eco Home Audits. Portable power meters were made available for loan from the City's Libraries to encourage the regular monitoring of energy use within the home.

BIODIVERSITY

Yellagonga Integrated Catchment Management Plan 2009-2014

The Yellagonga Integrated Catchment Management (YICM) Plan 2009-2014 was developed in partnership with key stakeholders to establish a coordinated approach towards sustainable planning and management of resources within the Yellagonga Catchment.

Key projects implemented in 2013-2014 from the YICM Plan included:

- Water Quality Mapping and Monitoring Program - Involving surface and groundwater monitoring;
- Acid Sulphate Soils Project - Involving a site specific acid sulphate soils investigation north of Lake Goollelal;

- Yellagonga Community Awareness Program including:

- School Wetland Ecology Tours and development of educational resources;
- Distribution of flyers and erection of regulatory signage to encourage residents to keep cats confined and dogs on leads;
- Promotional activities to raise awareness of the Oblong Turtle, problems of handfeeding wildlife, and water quality issues;
- Promotion of the Yellagonga Community Awareness Program at the WA Wetland Management Conference held in January 2014; and Ecotourism initiatives in coordination with the City's Think Green Environmental Education Program including biodiversity tours at Neil Hawkins Park, Joondalup.
- The establishment and administration of the Yellagonga Catchment Working Group comprising technical officers and managers from the City of Joondalup, City of Wanneroo and Department of Parks and Wildlife to ensure coordination of key Yellagonga Regional Park conservation initiatives.

In partnership with the City of Wanneroo, the City has completed a review of the YICM Plan 2009-2014 and developed the draft YICM Plan 2014-2019. The draft YICM Plan 2014-2019 will be presented to Council seeking endorsement to release the Plan for public consultation in 2014-2015.



BiodiverCities Program

As part of the City's involvement in the BiodiverCities Program and its International Advisory Committee, the City hosted the 2013 International BiodiverCities Conference in partnership with ICLEI – Local Governments for Sustainability and the Western Australian Local Government Association.

The Conference was held from 9 to 11 September 2013 at the Joondalup Resort, Connolly, and featured field trips, international keynote speakers and presentations from regional and international environmental experts addressing biodiversity conservation in a changing climate.

Topics covered during the Conference included:

- Managing impacts of climate change on local biodiversity;
- Assessing and managing coastal vulnerability;
- Partnerships to enhance biodiversity;
- Community education and public participation;
- Biodiversity for carbon sequestration; and
- Integration of biodiversity into the urban landscape.

The Conference was attended by over 200 people from all over the world including Taiwan, India, Sweden, South Africa, Mexico, Indonesia, Africa and New Zealand, and enhanced the City's growing reputation as a global leader in local government.

Density of Priority Environmental Weeds in Natural Areas

The City measures biodiversity through the density of priority environmental weeds found in

natural areas. This is measured on three transects (a line along which environmental data is collected) within key conservation areas. Ten of the City's reserves are assessed on an annual basis. The Density of Environmental Weeds graph shows the average density of priority environmental weeds in key conservation areas. The increase in weed density in 2013-2014, as compared to 2012-2013, is attributed to high rainfall in late winter and early spring 2013 which prevented the application of the herbicide targeting broad leaf weeds. This allowed the weeds to increase in density and give rise to a high count when surveys were undertaken in winter 2014.

The City undertook the following initiatives to manage weed growth in natural areas in 2013-2014:

- Sprayed more than 400 hectares of veldt grass (major issue in the City's natural areas parks for ecological and fire mitigation);
- Sprayed more than 65 hectares of Geophytes (bulbs/corms) in natural area parks;
- Removed exotic woody weeds in natural areas; and
- Hand weeded areas of coastal and bushland reserves in association with bushland Friends' Groups.

See Graph 5

Global Reporting Indicator 2013-2014 Measure

EN12

Density of Priority Environmental Weeds

21%

Waste Present within Natural Areas

The City measures the amount of waste material present within key conservation areas. This data is collected on an annual basis from ten of the City's key conservation areas.

This year's figures show a decrease in the amount of waste present. The City has continued regular inspections of natural areas for waste material. The decrease is attributed to a reduced amount of litter deposited in natural areas.

See Graph 6

Global Reporting Indicator
2013-2014 Measure

EN12

Waste Present within Natural Areas

90 items per
hectare

Protection of Natural Areas

This indicator measures the percentage of natural areas protected within City reserves. The areas are included in the City's District Planning Scheme Schedule 5 and City of Joondalup Bush Forever sites. This is the first year this indicator has been reported on in the Annual Report and will provide a baseline for future years.

Global Reporting Indicator
2013-2014 Measure

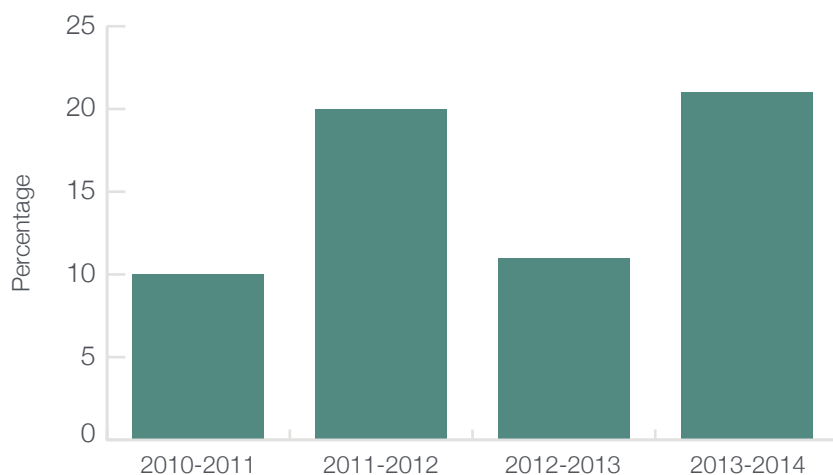
EN13

Percentage of natural areas
protected within City reserves

89%

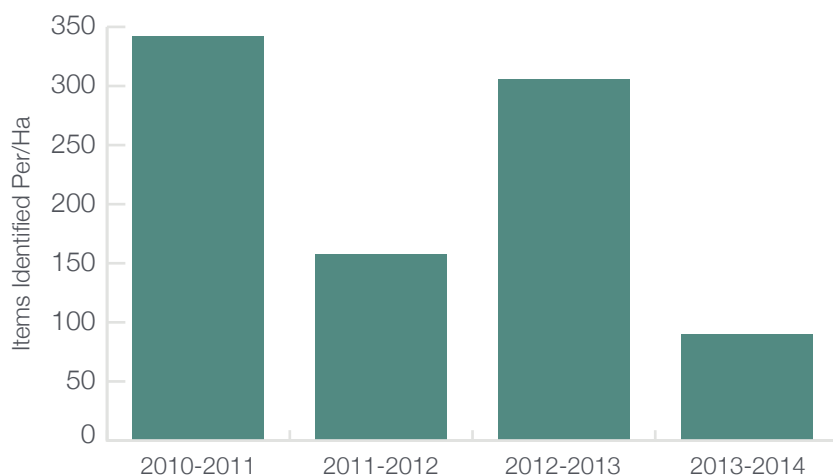
Graph 5

DENSITY OF ENVIRONMENTAL WEEDS



Graph 6

WASTE PRESENT WITHIN NATURAL AREAS



The City's groundwater consumption was 8% below the allocation set by the Department of Water

LAND

Natural Area Management Plans

Environmental threats have the potential to degrade natural areas and reduce biodiversity values. The City has adopted a coordinated approach to managing natural areas through the development of Natural Area Management Plans. These Plans inform and prioritise maintenance schedules and Capital Works Programs. Management Plans also provide guidance to Friends' Groups operating within the City's natural areas.

Development of the following Natural Area Management Plans continued during the year:

- Warwick Open Space Bushland Management Plan (completed);
- Central Park Bushland Management Plan (completed);
- Coastal Foreshore Management Plan (currently advertised for public consultation); and
- Marmion Foreshore Management Plan (under development).

Plans developed during the year will ensure the biodiversity values of the City's natural environment are protected into the future.

Friends' Group Activities

The City continued to support local bushland Friends' Groups who assist the City in preserving, protecting and maintaining natural areas. Approximately 10,000 plants were grown and provided for Friends' Groups bushland planting projects. The groups continue to remove large amounts of weeds and litter from the City's natural areas.

WATER

City Water Plan 2012-2015

The City continues to recognise the importance of sustainable water use within its operations and facilities, and the need to promote water conservation within the community. The City has demonstrated its commitment through a number of water management initiatives, including participation in the Waterwise Council Program.

Actions have been undertaken in line with the *City Water Plan 2012-2015* to improve water conservation and water quality within the City's operations and the community. Key achievements during 2013-2014 included:

- Development of a stormwater basin for stormwater management at Otago Park, Craigie;
- Development of water sensitive infrastructure for stormwater biofiltration at Mawson Park, Hillarys;
- Improved monitoring of the City's water use through the Planet Footprint Program;
- Development of reports for the surface and groundwater quality monitoring projects, and review of the Yellagonga Water Quality Monitoring Program;

- Implementation of the Environmental Education Program including the Capture Nature Photography Competition, Sustainable Garden Workshops and Eco Home Audits;
- Continued monitoring of groundwater usage; and
- Continued implementation of soil moisture monitors and rain sensors at City parks.

Groundwater Monitoring Program

The City's groundwater consumption is monitored in three groundwater licence areas. Groundwater is used to irrigate the City's sporting ovals and parks and accounts for over 98% of the City's water use. Water efficiency measures implemented are in line with the City's Landscape Master Planning principles and included:

- Continued implementation of the water budgeting, monthly monitoring and reporting program;
- Hydro-zoning and eco-zoning in selected City parks;
- Upgrading irrigation infrastructure; and
- The use of soil moisture sensors in active reserves.

The City's consumption in 2013-2014 was 8% below the annual groundwater allocation set by the Department of Water.

See Graph 7

Global Reporting Indicator
2013-2014 Measure

EN8

Groundwater Consumption

3,771,009 kl

Corporate Scheme Water Consumption

The City's scheme water consumption rose by 3% in 2013-2014. The increase in water use can be attributed to leaks at some City facilities, that were detected and repaired, and the emptying of the pool at Craigie Leisure Centre to conduct repairs. Water saving technologies, including waterless urinals, flow restricting taps and pool blankets, as well as staff and community education programs, have contributed to greater awareness of the need to conserve water.

See Graph 8

Global Reporting Indicator
2013-2014 Measure

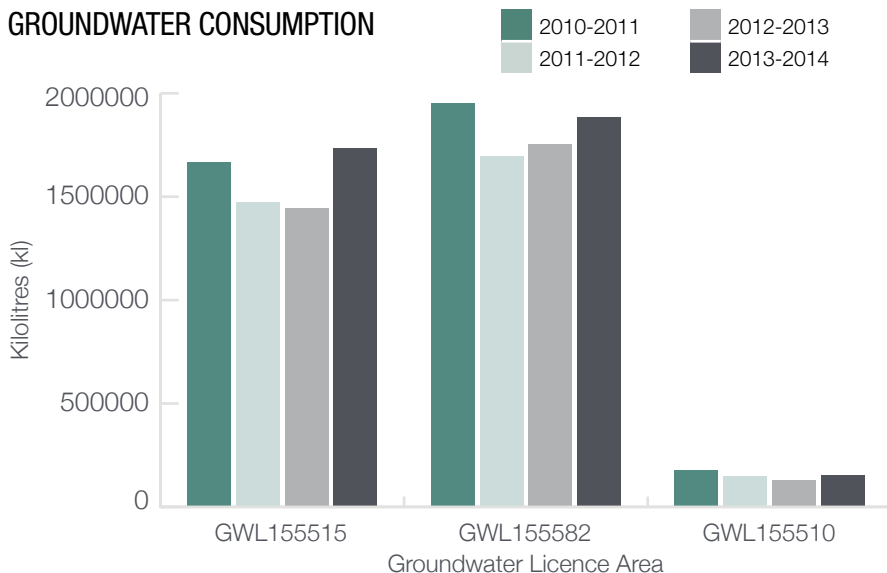
EN8

Corporate Scheme Water
Consumption

79,676 kl

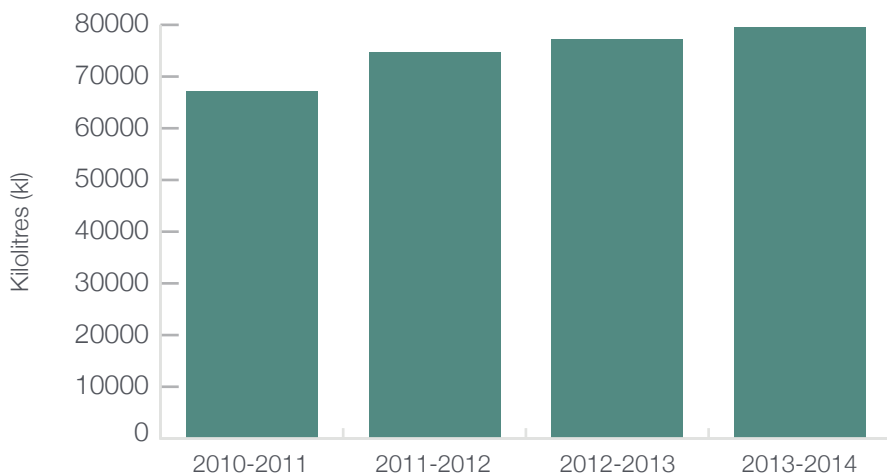
Graph 7

GROUNDWATER CONSUMPTION



Graph 8

CORPORATE SCHEME WATER CONSUMPTION



ENERGY AND GREENHOUSE GAS EMISSIONS

Climate Change Strategy

In May 2014 Council endorsed the new *Climate Change Strategy 2014-2019*. The Strategy sets a new direction for the City's climate change management activities over the next five years. The Strategy has a dual purpose:

- Mitigation – to continue to reduce greenhouse gas emissions to minimise the severity of climate change; and
- Adaptation – to implement strategies to ensure the City is prepared and able to adapt to current and future impacts of climate change.

The Strategy covers six key focus areas:

- Infrastructure and assets;
- Parks and reserves;
- Land use planning and development;
- Natural environment;
- Corporate responsibility; and
- Good governance and community wellbeing.

In developing the Strategy, the City reviewed its energy use and emissions profile, assessed the risks posed to the City from climate change and identified climate change management projects for each of the key focus areas. In total 43 projects relating to the key focus areas will be implemented over the life of the Strategy.

Corporate Greenhouse Gas Emissions

The City's annual corporate greenhouse gas emissions decreased by 12% in 2013-2014. These greenhouse gas emissions are measured to Australian greenhouse protocols (scope 2 and 3) and include direct and indirect emissions from infrastructure not owned or controlled by the City, such as street lighting.

The City installs energy efficiency measures into City buildings and delivers energy education programs on an ongoing basis.

See Graph 9

Global Reporting Indicator 2013-2014 Measure

EN16 and EN17

Corporate Greenhouse Gas Emissions

20,011 tonnes
of CO₂e

Renewable Energy Program

The City continued its program of installing photovoltaic (PV) systems at community facilities to invest in clean, renewable energy and reduce greenhouse gas emissions. A PV system was installed at Currumbine Community Centre during 2013-2014. Power generated from these systems is used within the facilities and excess power is fed into the electricity network to be used by neighbouring homes and buildings. This year the City's solar panels generated 705 GJ (the equivalent of 1% of the City's corporate energy consumption). The renewable energy generated avoided the greenhouse gas emissions of 163 tonnes of CO₂ equivalent.

Live monitoring of power generation has been installed in City buildings to provide visitors with information on power generation and annual greenhouse gas savings. This data is also displayed on the City's website.

Global Reporting Indicator 2013-2014 Measure

EN3

Corporate Greenhouse Gas Emissions avoided through the Renewable Energy Program

163 tonnes
of CO₂e

Carbon Offset for City's Fleet

The City continued to offset greenhouse gas emissions from the City's fleet by estimating emissions and purchasing carbon offsets on an annual basis. The greenhouse gas emissions for the City's fleet were estimated at 1,625 tonnes and carbon offsets to the value of \$24,386 were purchased in 2013-2014.

Corporate Energy Consumption

Annual energy consumption has increased by 1% in 2013-2014. This increase can be attributed to the addition of new facilities.

The City continues to implement staff and community energy education programs and install energy saving retrofits to City buildings including solar photovoltaic systems at twelve City facilities. The City will continue to monitor the energy use of its buildings and investigate opportunities to enhance energy efficiency.

See Graph 10

Global Reporting Indicator
2013-2014 Measure

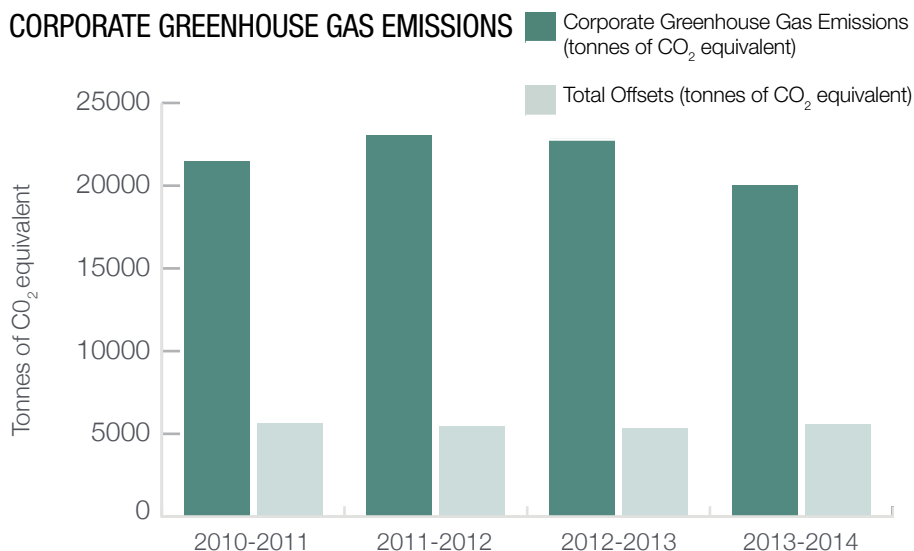
EN3

Corporate Energy Consumption

47,443 GJ

Graph 9

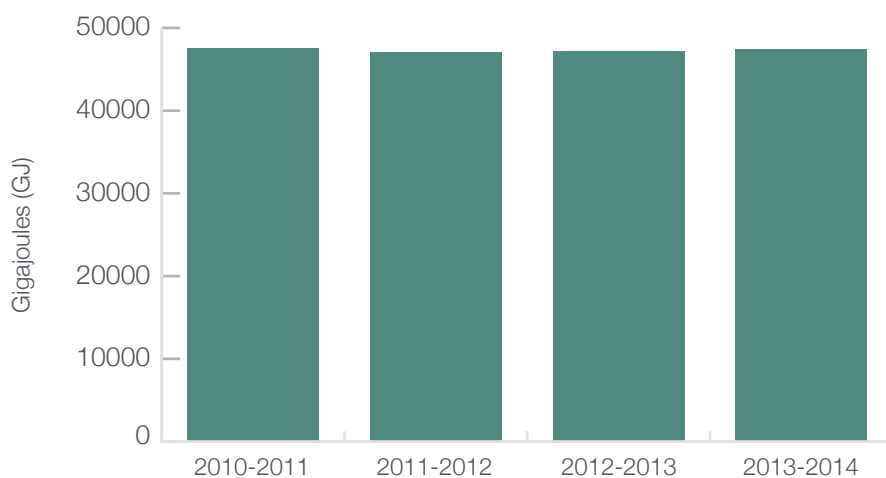
CORPORATE GREENHOUSE GAS EMISSIONS



The data for 2013-2014 is an estimate and will be updated with actual figures in next year's Annual Report when final figures are available. The City also offsets greenhouse gas emissions from the corporate fleet and 75% of the power usage for the Joondalup Administration Building, Joondalup Library, Civic Centre and Craigie Leisure Centre

Graph 10

CORPORATE ENERGY CONSUMPTION



The data for 2013-2014 is an estimate and will be updated with actual figures in next year's Annual Report when final figures are available.



The average residential waste created per capita in the City of Joondalup is 570kg per year

WASTE

Strategic Waste Minimisation Plan 2010-2014

The City reviewed its *Strategic Waste Minimisation Plan* during the year in preparation for the development of a revised plan. The City will commence the development of a new Waste Management Plan to guide waste management operations over the next three years during 2014-2015. Strategic waste minimisation initiatives have been included within the Waste Management section of the new Environment Plan 2014-2019.

In accordance with the City's *Strategic Waste Minimisation Plan 2010-2014*, the City has continued to implement strategies and projects that aim to:

- Reduce the creation of waste;
- Dispose of waste sustainably; and
- Efficiently manage the recovery of waste.

The diversion rate of waste from landfill remained at a similar level to the figure for last year at 50% (47% in 2012-2013). Major achievements in recycling and waste for 2013-2014 included:

- The Mattress Recycling Program which was established during the year. Mattresses collected are converted to recycled products and are no longer sent to landfill. There were over 4,110 mattresses collected during 2013-2014;
- One successful weekend e-waste collection which resulted in 18 tonnes of e-waste collected. Items collected were sent for breakdown and disposal, ensuring valuable parts are recycled and the level of landfill minimised;
- The efficient management of waste at City events which contributed to a positive image of the City; and
- A community waste and recycling education program delivered to local schools.

See Graph 11

Global Reporting Indicator 2013-2014 Measure

EN23

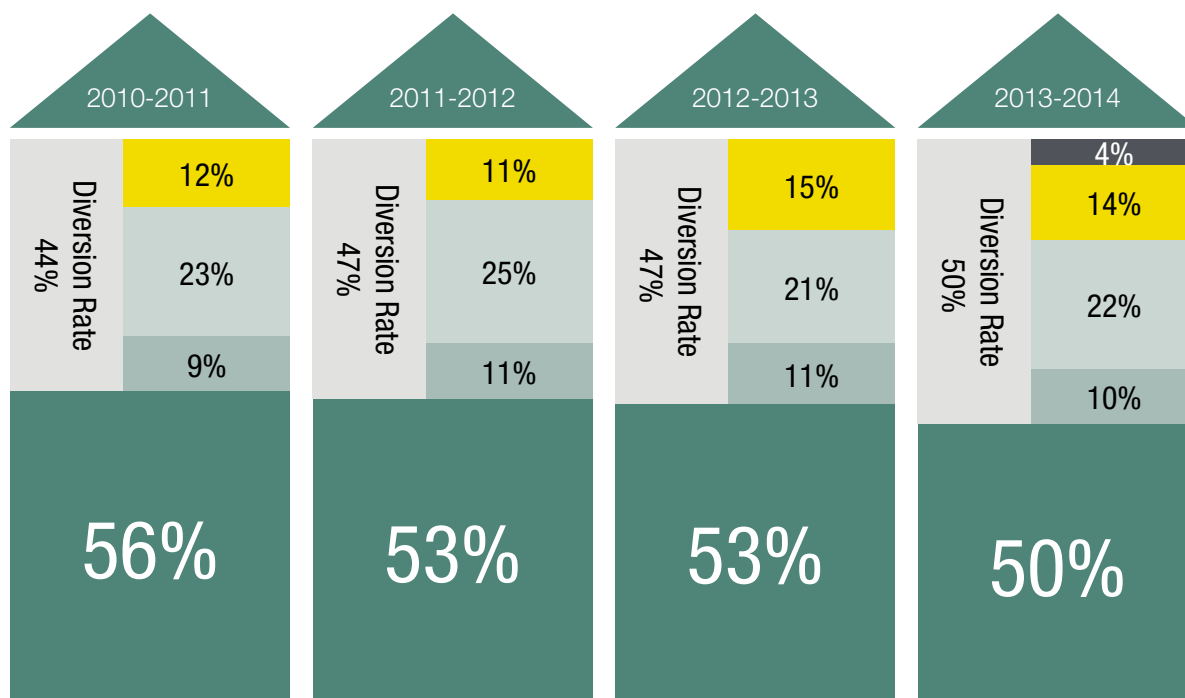
Total Waste Diverted from Landfill (Percentage)

50%

Waste Diverted from Landfill (Tonnes)

47,800 tonnes

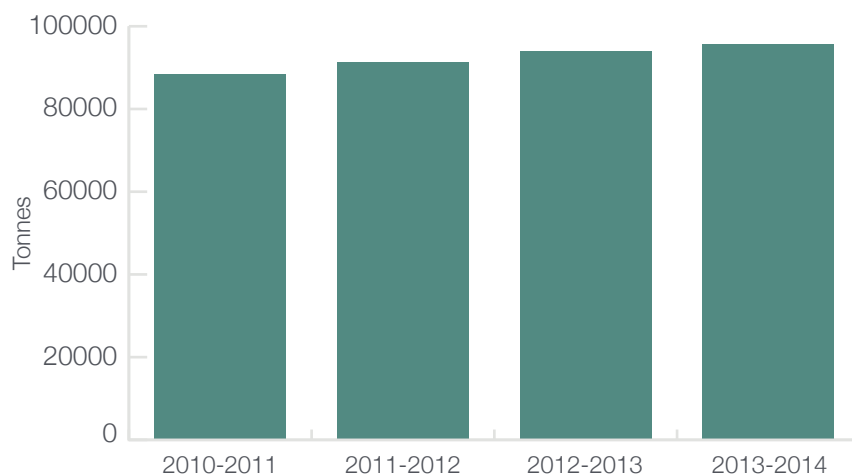
Graph 11



- Other initiatives including mattresses, metals and e-waste collections
- Yellow lid bin recycled per household
- Green lid bin composted per household
- Green waste mulched per household
- Landfill per household

Graph 12

TOTAL RESIDENTIAL WASTE COLLECTED – TONNES



There has been an increase of 1.7% in the tonnage of waste collected in 2013-2014 compared with 2012-2013. During this period the population within the City has increased by 1.6% (ABS data). The following graph indicates that the amount of residential waste collected per capita has increased in 2013-2014 by less than 0.2% compared with 2012-2013. Future community education campaigns will encourage residents to reduce, recycle or re-use.

See Graph 12 and 13

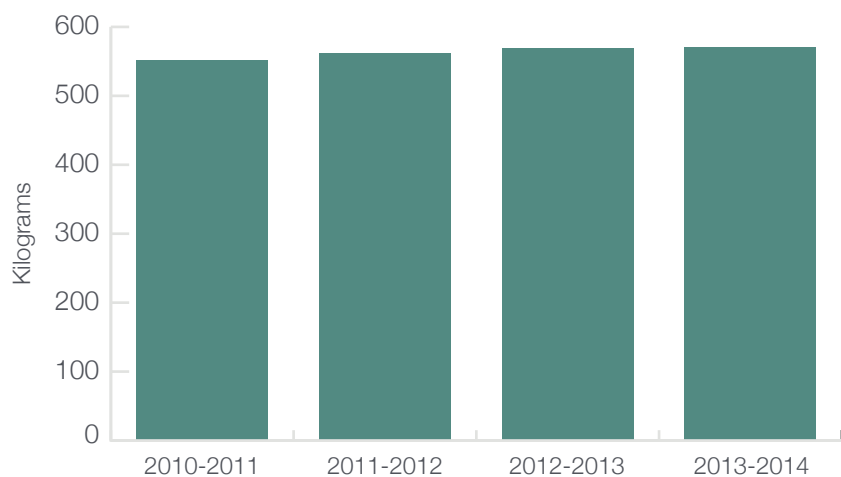
BEACH MANAGEMENT PLAN

The Beach Management Plan provides a strategic framework for the use, enjoyment, maintenance, protection, preservation and appropriate development of coastal areas.

Actions undertaken during the year in line with the Beach Management Plan included repairs to dunal fences, monitoring of path conditions, the recruitment of additional rangers for the summer beach patrol season, regular patrols of beaches, foreshores and beach car parks, and the replacement of pathway fencing.

Graph 13

TOTAL RESIDENTIAL WASTE COLLECTED PER CAPITA – KILOGRAMS



The data for 2013-2014 is an estimate and will be updated with actual figures in next year's Annual Report when final figures are available.

MEASURING SUCCESS

Strategic Community Plan Strategic Performance Indicators – The Natural Environment

ASPIRATIONAL OUTCOME

“The City is a global leader in adaptive environmental management. It works closely with the community to protect and enhance the natural environment, while celebrating and showcasing its natural assets to the world.”

Indicator	City Target	Outcome	Source
Environmental Leadership	To participate in a minimum of three environmental best practice promotional initiatives per annum	Three	Annual Plan Quarterly Report
Grant Funding	To exceed the baseline amount of \$337,000 in grant funding relating to environmental management projects per annum	\$758,550	City of Joondalup Grant Register
Grant Funding	To exceed 55% of successful grant applications relating to environmental management projects	45.5%	City of Joondalup Grant Register
Risk Assessment	% of native vegetation protected across the City's natural areas able to be calculated by 2014	89%	Environment Plan

Community Wellbeing



ASPIRATIONAL OUTCOME

“The City has world-class facilities and a thriving cultural scene. It encourages and supports local organisations and community groups. Community spirit is felt by all residents and visitors, who live in safe and friendly neighbourhoods.”

COMMUNITY DEVELOPMENT PLAN

The Community Development Plan guides City activities for families, youth and senior members of the community. Preparation for a new Community Development Plan continued during the year to align actions with the objectives of Joondalup 2022. The Plan will be completed in 2014-2015. Highlights from the existing Community Development Plan are outlined below.

Families with Children Plan

The City's *Families with Children Plan* aims to ensure families and their children have access to City services and programs. Activities and programs undertaken in 2013-

2014 included a range of library, recreation, cultural and educational programs which contribute to improving the wellbeing of children and families within the community.

Youth Plan

Activities conducted for youth have addressed priority needs for young people and encourage active participation in fun and educational programs. The following activities were delivered in accordance with the City's *Youth Plan*:

Youth Mobile

The Youth Mobile operates in public space around the City five evenings a week and offers young people a youth centre on wheels where they can access support, advice, referral



services as well as activities, workshops and a safe place to meet with friends. This year the Youth Mobile had 5,443 contacts with young people around the City. The Youth Mobile also provided support at the Joondalup Festival, Relay for Life event, Ocean Reef High School R U OK Day, Duncraig Education Support Centre at Duncraig Senior High and the Community Vision Summer Holiday Program.

Youth Outreach

The Youth Outreach Program enables young people between 12-25 years to meet with qualified youth workers for assistance, support or advice. With a focus on those most at risk, the program provides a point of contact for young people all year round. This year the program had 2,942 contacts with young people in public spaces.

Cyber Safety

The City, in partnership with Edith Cowan University, was successful in receiving funding to undertake a project focused on community-based cyber safety. The project commenced with an evidence-based literature review to ascertain the key cyber safety messages that work for young people, parents and teachers. Based on this, a multi-media competition was held to develop an image for the promotional materials. The winners of the multi-media competition were awarded prizes at the SNAP! Youth Music Festival on 7 June 2014. Banners, posters and postcards have been developed and will be distributed through various channels including schools, youth centres, police stations, newsletters and social media to inform young people, parents and teachers on the actions they can take to promote cyber safety.

Summer Sessions

Summer Sessions ran for the fourth year during the January school holiday period. Held at five different locations within the City, the aim of the program is to provide young people aged 12-18 years with free recreational activities. Activities on offer included laser skirmish, nail and makeup workshops, zorb balls, DJ workshops and music.

Approximately 250 young people participated in the program.

Anchors Youth Holiday Program

The Anchors Youth Centre Youth Holiday Program offered recreational activities during school holidays for young people aged between 12-18 years, some of whom have special needs. The Program operated at full capacity, with more than 800 young people taking part in activities. Information, support, referral and advocacy services on a range of topics such as mental health, family conflict, childhood trauma, study, training and education were also provided.

Friday Night Drop-In

Commencing in December 2013, the Friday Night Drop-In at Anchors Youth Centre proved to be popular with young people between the ages of 12-18 with a total of 611 contacts. A wide range of activities were provided as well as transport for those requiring it.

My Money My Life Youth Notebook

The City, in partnership with the Department of Local Government and Communities, distributed the 2014 edition of *My Money My Life* youth notebook. Aimed at young people aged 12-15 years, the notebook provides valuable information on finance matters such as credit card debt, mobile phone plans, and moving out of home costs. The publication is also available on the City's Y-Lounge website y-lounge.com.au

Defeat the Beat

The 2013 Defeat the Beat, formerly known as Battle of the Bands, was held on 26 October 2013 at the HBF Arena (formerly Arena Joondalup). This annual event aims to increase the profile of local musicians and provide them with the opportunity to perform and receive feedback from a panel of experts. Approximately 150 people attended the event. Violinist, Shayla Costello, won first prize and the opportunity to perform at a City of Joondalup event in 2014.

**Youth Programs
encourage active
participation in fun
and educational
activities**

\$85,327

was distributed to sporting and community groups through community funding

Snap! Youth Music Festival and National Youth Week

The SNAP! Youth Music Festival was held on 7 June 2014 at the Leisure Centre - Craigie and provided music and fun for 12-17 year olds as part of National Youth Week. The ticketed event featured Samantha Jade, Ani K, Room for Reason, NYLON, DJ Scott and the Hip Hop Crew. The event was attended by over 250 young fans and received positive feedback.

Positive Ageing Plan

The City's *Positive Ageing Plan* sets out strategies to encourage and support senior members to actively participate in the local community. Activities and programs undertaken in 2013-2014 included:

- Three Art of Ageing events which focused on mental and physical fitness for seniors. The events were popular with over 200 seniors attending each event;
- Networking opportunities with seniors clubs which provided a forum for sharing information;
- The Community Transport Program which offers transport to people unable to drive or who experience difficulties using public transport;
- Library Lifelong Learning Programs; and
- Platinum 50+ Programs offered by the Craigie Leisure Centre.

MIRROR PARK SKATE PARK

Following the official opening of Mirror Park Skate Park in Ocean Reef in early 2013, the City successfully implemented a Facility Management Plan to guide the operation of the Skate Park. Actions within the Plan included:

- Presence of the Mobile Youth Bus Service two evenings per week;
- Engagement of Youth Outreach workers with the users of Mirror Park on a regular basis;
- Installation of bollards to the Ocean Reef Road verge area;
- The delivery of two skate clinics;
- Removal of graffiti as reported;
- Daily collection of rubbish;
- Monitoring of CCTV for anti social behaviour;
- Conducting routine patrols by City Watch; and
- Attending to maintenance issues.

In addition, two successful Skate, BMX and Scooter competitions were held at Kinross and Mirror Park Skate Parks on 8 and 22 February 2014 with 160 competitors at Kinross and 200 at Mirror Park. Users of both skate parks assisted with the organisation of these successful events.

Council, at its June meeting, endorsed the change to reduce operating hours of the skate park in winter and determined not to install lighting at Mirror Park.

CURRAMBINE COMMUNITY CENTRE

Construction of the Currambine Community Centre was completed in early 2014 and was officially opened by His Worship the Mayor, Troy Pickard on 26 February 2014. The new Centre will provide a range of social, leisure, recreational, health and family support services for residents, community and sporting groups. The multi-purpose Centre includes a function hall, commercial kitchen, meeting rooms, a designated youth space and activity rooms for fitness classes and playgroups.



The City received an award for the construction of the Centre. This award, '4 Star Green Star Rating for a Public Building As Built', by the Green Building Council Australia recognises the environmentally efficient features such as rain water harvesting for recycling, photovoltaic panels, passive solar design, energy efficient lighting and low water consumption appliances. The landscaped inner courtyard was designed with environmentally friendly native plants that require minimal irrigation. Limestone rocks excavated from the site during construction were recycled as landscaping features and other recycled materials such as timber railway sleepers were used for seating and garden bed features.

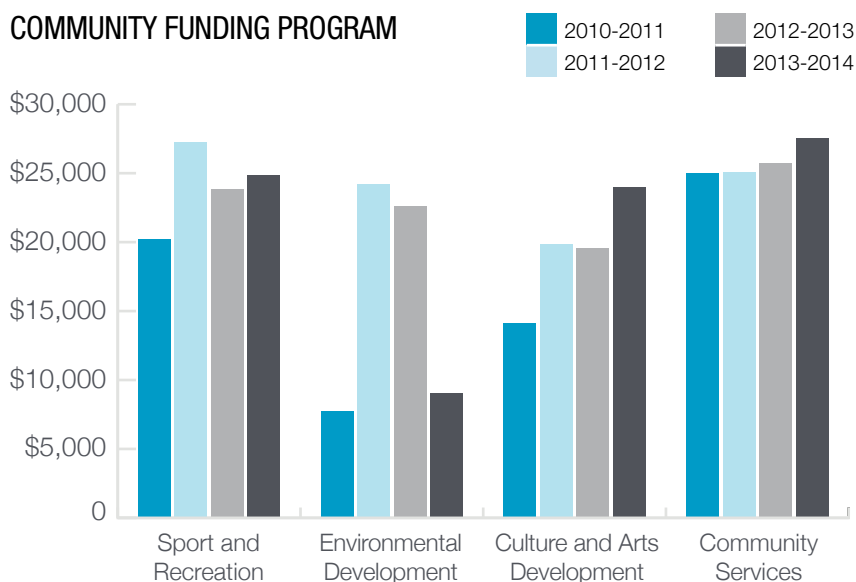
The City was successful in attracting funding from LotteryWest and the Office of Crime Prevention to furnish the youth space and fund programs for young people at risk which commenced in June 2014.

COMMUNITY FUNDING

The Community Funding Program is a grant-based program that assists community and sporting groups with projects, events and activities that develop and enhance the Joondalup community. Eligible organisations, community groups and individuals are invited to apply for grants to support projects, activities and events which are relevant to the four category objectives.

Graph 14

COMMUNITY FUNDING PROGRAM



A large number of sporting and community groups benefitted from the City's Community Funding Program in 2013-2014, with \$85,327 distributed from the following funds:

- Community Services Fund \$27,501
- Environmental Development Fund \$9,008
- Arts and Culture Development Fund \$23,983
- Sport and Recreation Fund \$24,835

See Graph 14

Global Reporting Indicator 2013-2014 Measure

EC1

Total Value of Community Funding Program

\$85,327

The following organisations and groups benefitted from the City's Community Funding Program

Community Development Fund

ECU Joondalup Knit 'n' Natter	\$2,700
West Coast View Club	\$2,382
Joondalup Men's Shed	\$2,336
Duncraig Senior Citizens Club	\$2,326
Prime Timers Seniors' Group	\$2,277
Lions Club of Ocean Reef	\$2,000
Grandparents Rearing Grandchildren	\$1,840
Community Vision Incorporated	\$1,722
Whitfords Church of Christ Seniors' Group	\$1,648
TradeUp Australia	\$1,449
Kallaroo Community Threes	\$1,400
Ocean Ridge Seniors' Club	\$1,355
Interwork Joondalup	\$1,123
Whitfords Rainbow Toy Library	\$998
Soroptimists International Club of Joondalup Inc	\$800
The Centre for Cerebral Palsy	\$750
Pakistanis in Australia Incorporated	\$395
Total	\$27,501

Arts and Culture Development Fund

Women's Healthworks: Health, Education and Resource Centre	\$5,000
Peter Cowan Writers Centre	\$4,200
Joondalup Community Arts Association	\$3,856
Youth Features WA	\$3,800
Wanneroo Joondalup Art Society	\$2,000
Western Australian Folk Federation	\$2,000
Indian Blue Chorus	\$1,900
The Pastel Society of WA	\$1,227
Total	\$23,983

Environmental Development Fund

Padbury Education and Child Care Centre	\$4,030
Goodstart Early Learning Joondalup	\$3,478
North Woodvale Primary School P and C Association	\$1,500
Total	\$ 9,008

Sports and Recreation Fund

Joondalup Netball Association	\$6,520
Pirates Softball Club	\$3,589
Greenwood Netball Club	\$3,313
Ocean Ridge Junior Cricket Club	\$2,511
Sorrento Surf Life Saving Club	\$2,360
Joondalup Little Athletics Centre	\$2,000
Baumaris Netball Club	\$1,902
West Coast Wolverines	\$1,765
Sorrento and Districts Little Athletics Club	\$875
Total	\$24,835

SPORTING GROUP CONTRIBUTIONS

Each year the City makes contributions to sporting clubs to assist them in providing services to the community. The following table lists the sporting clubs which received contributions during the year:

Sporting Club	Contribution Amount
Mullaloo Surf Life Saving Club	\$60,000
Sorrento Surf Life Saving Club	\$60,000
Joondalup District Cricket Club	\$47,610
Sorrento Bowling Club	\$30,000
Whitfords and Districts Cricket Club	\$23,805
Joondalup Bowling Club	\$20,000
Ocean Ridge Cricket Club	\$19,044
Warwick Bowling Club	\$17,500
Total	\$277,959





COMMUNITY FACILITIES PROGRAM

The City has an ongoing program to refurbish and redevelop halls, clubrooms and community facilities it owns or manages. Priorities for refurbishment are established on the basis of age, condition, functionality, usage and community needs.

2013-2014 saw the completion of the redevelopment of Admiral Park Community Sporting Facility, Heathridge which included a power upgrade, refurbishment of the toilets, refurbishment and extension of the change rooms, a new umpire and first aid room, additional storage and a new clubroom meeting area. The facility was officially opened on 28 June 2014.

The City undertook the planning and design of a number of projects which are proposed for construction in future years including the following projects:

- Bramston Park, Burns Beach – community consultation was conducted on the concept designs for a new multi-purpose clubroom facility, installation of new floodlighting, playground and sporting infrastructure. Partial funding was allocated from the Community Sporting and Recreation Facilities Fund to progress this project.
- Hawker Park, Warwick – community consultation was conducted on the concept designs for a new multi-purpose clubroom facility, installation of new floodlighting, playground and sporting infrastructure. The City was unsuccessful in receiving grant funding from the Community Sporting and Recreation Facilities Fund to progress this project. In May 2014 Council considered the project and it was determined

to postpone the project until 2016-2017 for further consideration.

- Penistone Reserve, Greenwood – initial community and stakeholder consultation was conducted, following which concept plans were developed and presented to Council. Final concept plans were presented to Council in February 2014. Community consultation on the preferred concept design was undertaken in April. This project will be progressed in 2014-2015.

COMMUNITY SPORTING AND RECREATION FACILITIES FUND (CSRFF) PROJECTS

The Community Sporting and Recreation Facilities Fund (CSRFF) is a funding program offered by the State Government to assist in the development of sporting infrastructure with a focus on increasing physical activity in the community. Sporting groups work with the City and the Department of Sport and Recreation in a partnership arrangement, each organisation contributing one third to the total project costs.

In 2013-2014 the City partnered with Westside Football Club to upgrade the floodlighting at Prince Regent Park at a cost of \$221,549. The City also partnered with the Sorrento Bowling Club to upgrade the floodlighting on the bowling greens at a cost of \$62,786. The City progressed a third floodlighting project at Iluka District Open Space at a cost of \$718,328.

REDEVELOPMENT OF HBF ARENA (FORMERLY ARENA JOONDALUP)

At the August 2013 Council meeting it was determined to provide a financial contribution of \$4million for the upgrade of the HBF Arena for the following modifications:

- Additional netball courts for the Joondalup Netball Association;
- Additional indoor courts and supporting infrastructure to potentially house the Wanneroo Basketball Association;
- Extension of the playing surfaces to the west of the Arena to allow for an additional rectangular playing surface; and
- Clubroom facilities for the West Perth Football Club.

Following the resolution of Council, a steering committee and project working group were established comprising relevant stakeholders from the Department of Sport and Recreation, VenuesWest, City of Joondalup and representatives of the associated sporting groups.

Works on the additional playing surface to the west of the HBF Arena commenced in April 2014 and were completed in June 2014.

Concept designs for the additional netball courts were finalised, with construction scheduled to commence in October 2014 following the winter netball season.

The latter part of 2013-2014 was dedicated to undertaking the planning stages of the indoor basketball courts for the Wanneroo Basketball Association and the additional clubrooms for the West Perth Football Club. Consultants were appointed and commenced the Project Definition Plan stage of the project.

INSTALLATION OF A SYNTHETIC HOCKEY PITCH

In October 2013, Council agreed to submit an application to the Department of Sport and Recreation for the synthetic hockey pitch project at Warwick Open Space as part of the Department's Community Sporting and Recreation Facilities Fund. The application was for one third of the total \$7million project cost.

In February 2014, the Department of Sport and Recreation advised that the City was successful in securing \$1.2million towards the project. As this amount was less than the requested one third, Council, at its May 2014 meeting, determined to fund the shortfall. Planning for the project will commence in 2014-2015, with construction to commence in 2015-2016.

PERCY DOYLE MASTER PLANNING PROJECT

The Percy Doyle Master Planning Project was progressed through the year. The Master Plan will guide the development of the area incorporating the current and future needs of the community.

The Feasibility Study and Concept Plans were completed and presented to Elected Members in April 2014. A further review of the site will be undertaken in 2014-2015.



There were

1,206,624

visitors to the City's Leisure
Centres during the year

EDGEWATER QUARRY MASTER PLANNING PROJECT

Action to progress the Edgewater Quarry Master Planning Project continued during the year. Edgewater Quarry is situated along Joondalup Drive and was identified as a site for future development. The Edgewater Quarry Master Plan will guide development to make the best use of the site in line with community expectations.

A revised commercial analysis, financial projections and new concept plan options were completed and presented to Elected Members in April 2014. Quotes have been sought to undertake a traffic impact study, retail needs assessment, geotechnical study and revised acoustic study. This project will continue in 2014-2015.

LEISURE CENTRES – CRAIGIE, HEATHRIDGE AND DUNCRAIG

The City's Leisure Centres continued to be an industry leader in the provision of aquatic, health, fitness and leisure programs and facilities. This year a total of 1,206,624 attendances were recorded, a decrease of 4% on the previous year across the three centres. The decrease in attendances was a direct impact from the leisure pool being unavailable in the January summer period as a result of a mechanical plant failure.

Key programs at the leisure centres have continued to expand with Learn to Swim enrolments increasing by 6% from 2012-2013. Memberships also rose by 2% in 2013-2014.

Leisure Centre income continued to be strong throughout the year as a result of sustainable numbers to the aquatic facilities and strong participation across a majority of programs and services. The leisure

centres have recorded an operating surplus consistent with the previous financial year.

A new point of sale system was introduced, which incorporates a self service facility to streamline services and improve access for members.

2014 ANNUAL SPORTS AWARDS

The Annual Sports Awards was held on 23 February 2014. The Awards are an opportunity for the City to showcase the achievements of local junior sports people. Over 200 people attended the Awards, with 74 junior sporting club members being recognised for achievements in their chosen sport over the past year. All athletes received a certificate of recognition. His Worship the Mayor, Troy Pickard, delivered the welcome address with Greg Hire, Perth Wildcats player, delivering a motivational keynote address.

As part of the City's Joondalup Sporting Achievement Grant Program the City provided financial assistance to 177 junior athletes in the 2013 calendar year representing their sport at state or national level.

COMMUNITY FACILITIES HIRE – AUTHORITY TO WAIVE FEES

In accordance with the Schedule of Fees and Charges, the City waived fees (partial or full) associated with the hire of community facilities for charitable causes, significant community events and other activities.

Outlined in the following table are details of events or activities where a waiver in fees or bonds above \$1,000 was approved during the year.



Group	Waiver Amount
Kinross Playgroup	\$19,044
Northern Districts Bridge Club	\$10,843
Whitford and Districts Cricket Club	\$7,756
Ocean Ridge Seniors Badminton Club	\$7,462
Kallaroo Embroidery Group	\$5,134
Greenwood Tennis Club - Juniors	\$4,069
Hillarys Weight Watchers Club	\$4,007
Hindu Swayamsevak Sangh Australia	\$3,445
Kingsley Woodvale Cricket Club	\$2,985
Emerald Park Craft Group	\$2,751
Easybeat Walkers	\$2,590
Wallabies Badminton Club	\$2,520
Mah-jong Club	\$2,485
Sorrento Sandgropers Badminton Club	\$2,212

A number of other community groups, active sporting groups and individuals also received a reduction or waiver of fees for amounts less than \$1,000 during the year.

The Community Art Exhibition attracted 123 entrants and 25 artworks were sold during the exhibition



CULTURAL PROGRAM

2013 Community Invitation Art Award

Works from professional contemporary Western Australian artists were on display at the inaugural Community Invitation Art Award Exhibition, which was held at Lakeside Joondalup Shopping City from 27 October to 15 November 2013. The annual award is open to professional artists who are residents of the City of Joondalup or members of the Joondalup Community Art Association. Approximately 100 guests attended the opening of the exhibition on Saturday 26 October.

Winners of the City of Joondalup 2013 Community Invitation Art Awards were:

- Acquisitive Award – Mark Parfitt for *Return Game*;
- Overall Runner Up Award – Roderick Sprigg for *Russell and the Black Dog*;
- Award for Excellence – Clare McFarlane for *Nature Morte II*;
- Celebrating Joondalup Award – Dave Attwood for his series of works consisting of *Welcome to Mullaloo, Backyard and Boats of Mullaloo*; and
- Popular Choice Award – Judy Rogers for *Column (Anelli)*.

2014 Community Art Exhibition

The 2014 annual Community Art Exhibition was held at Lakeside Joondalup Shopping City from 15 to 28 June. The exhibition is the premier showcase event for local artists and is open to all residents of the City of Joondalup and members of local visual arts associations. Over 230 people attended the exhibition opening event on Saturday 14 June.

The exhibition attracted 123 entrants and 25 artworks were sold during the exhibition. Awards were presented for the most outstanding works in various categories.

The initiative was enabled by the ongoing partnership with the Joondalup Community Art Association and the blend(er) Gallery.

Art Collection

The City's art collection houses work by reputed Western Australian artists across a wide range of media, from paintings to sculpture, drawings, ceramics, print and photography. Several new artworks were acquired this year and include works by Alastair Taylor, Miik Green and Hans Arkeveld. Other additions to the collection included the winning entrant of the Community Invitation Art Award in 2013 by Mark Parfitt, entitled *Return Game*, and also by the direct commissioning of Nyoongar artist, Lindsay Harris, who created an ochre-based painting in response to Lake Joondalup's Aboriginal history.

Mural Arts

The Mural Arts Program aims to promote the character and identity of the Joondalup region through creating local or regional landmarks. This is achieved by enhancing public places, through creating points of interest, animating spaces and providing character or colour to the area. This year's program included:

- Installation of a Public Outdoor Ping Pong table that will be decorated by Elizabeth Maruffo at Geneffe Park, Sorrento, in 2014-2015.
- The installation of the Inside-Out Billboard on the western side of the Joondalup Library. The aim of the Inside-Out Billboard is to provide an ongoing visual art display for the Joondalup community. The City selected Helen Smith, an artist who exhibited in the 2013 Community Invitation Art Award, to produce an artwork for the inaugural City of Joondalup Inside-Out Billboard. The first artwork displayed on the front of the Joondalup Library building is entitled *Alighiero e Boetti from Wikipedia Commonwealth of Nations*. A new artist will be commissioned to create work specifically for the billboard every six months.

Arts in focus

The Arts *in focus* Program has been running since 2011 and is an initiative designed to provide information and assistance to individuals and organisations with an interest in arts and culture. This year's program included:

- An exhibition in January at the blend(er) Gallery by Harry Young, winner of the 2013 Arts *in focus* award for visual art. The exhibition was Harry Young's first and provided him with practical experience and exposure for his continuing art practice;
- A performing arts workshop and play reading event at Prendiville Catholic College; and
- An event, to promote funding opportunities and offer advice, held at the Joondalup Resort with representatives from the Department of Culture and the Arts, Artsource, Stages WA, Propelarts, The Blue Room, and other key WA arts organisations.

Arts Development Scheme

The aim of the Arts Development Scheme is to bring professional performing arts companies to the City for performances and workshops. The Scheme represents an opportunity for professional performing arts organisations in Western Australia to develop an audience base in the northern metropolitan area of Perth.

As part of the Program, Buzz Dance Theatre was awarded \$10,000 to initiate a series of performances and workshops in schools across the City.

Sunday Serenades

The Sunday Serenades series celebrated its tenth year in 2013, offering patrons a decade of fine music in the Civic Chambers. The concert series was held between May and December on the third Sunday of each month. The program featured an array of music styles from classical and jazz to gypsy, cabaret and barbershop including performances by Hi-Jinx, an award winning Perth based female vocal quartet, the Australian Army Band Perth and international concert pianist and virtuoso, Roman Rudnytsky. Tickets were priced to ensure accessibility for senior patrons. All concerts were well attended with an average of 120 people.

As part of the Sunday Serenades Program the Eisteddfod Winners' Concert was held on 31 August and featured performances by some of the outstanding entrants from the Eisteddfod.

NAIDOC Celebrations 2013

Each year the City of Joondalup celebrates the history, culture and achievements of Aboriginal and Torres Strait Islander people with a series of events to coincide with NAIDOC Week. The City officially launched its NAIDOC Week celebrations on 8 July 2013 with a traditional flag-raising ceremony and a performance by Indigenous dance group, Wadumbah Dance, in Central Park, Joondalup, followed by an exhibition by Nyoongar artist, Lindsay Harris, at the blend(er) Gallery in Central Walk entitled Ngaaditj Boodja (Salt Country). In the lead-up to the NAIDOC Week celebrations, six local schools took part in a series of workshops focusing on Aboriginal culture and the Nyoongar language led by Ingrid Cumming, CEO of Kart Koort Wiern. Other activities held throughout the week focused on recognising the contribution of the Aboriginal and Torres Strait Islander people and providing the opportunity to learn more about their cultures.



Joondalup Eisteddfod 2013

The City of Joondalup Eisteddfod has grown over the last 25 years to be one of Western Australia's largest Eisteddfods. The competition provides valuable experience for up-and-coming talent in Western Australia and offers performers of all age groups and ability levels the opportunity to present their skills before a supportive live audience and receive feedback from professional adjudicators.

The 26th Joondalup Eisteddfod took place over four weekends from 3 to 25 August in the Performing Arts Centre at Sacred Heart College, Sorrento and attracted over 850 performers and 1,000 spectators from all over WA. The major winners were:

- Methodist Ladies College Chorale who won the Mayor's Cup;
- Perth Harmony Chorus who won the prize for the Best Choir;
- Tegan LeBurn who received the Arts *in focus* Most Promising Performing Artist Award; and
- Lochlan Brown who received the Arts *in focus* Own Composition, Solo Award.

Little Feet Festival

The 22nd Annual Little Feet Festival was held on Sunday 10 November at Edith Cowan University, Joondalup. This year's theme was a celebration of traditions from around the world. Popular activities included the Australian tradition of sandcastle building, Diwali Lantern decorating and the ever-popular snow dome. The festival is the region's premier event for children under 12 and their families and encourages an active and creative lifestyle for children. In excess of 3,500 people attended the event.

Joondalup Twilight Markets

The Markets were held on Friday evenings from 6.00pm to 9.00pm on 22 November until 20 December 2013. The Markets were held in Central Walk and brought together original and handcrafted wares developed by local artists, designers and craftspeople. Stalls offered a range of clothing, accessories, art, gift wares, home wares and children's toys, with new stalls introduced each week. Live musical entertainment and children's activities were also on offer. A specially devised open air promenade theatre performance each evening by Moxy Collective and Little Y Theatre contributed to the crowd's enjoyment.

Summer Concert Series Music in the Park

The Summer Concert Series consisted of free community concerts programmed to appeal to a broad range of the community and assist in promoting the City as a vibrant place to live, work and visit.

The first concert in the Music in the Park Summer Concert Series was held on 16 November at Mawson Park, Hillarys and featured The Ghost Hotel, Jonny Taylor and Matt Cal. The concert was attended by over 4,000 people.

The second concert was held on 7 December at Chichester Park, Woodvale. Over 2,000 people attended the concert which featured Morgan Bain, Polly Medlen Band and Tash Shanks.

The third Music in the Park Concert was held on Saturday 18 January at Caledonia Park in Currambine. The concert featured The Audreys, Nathan Gaunt and Dilip 'n the Davs. The event attracted over 4,500 people.

Valentine's Concert

The 2014 Valentine's Concert was held on Thursday 13 February at the Joondalup Resort and featured the 'Music of Queen: A Rock and Symphonic Spectacular'. Stars from the Australian and London's West End productions of the musical, We Will Rock You, came together to perform with a five-piece rock band and the Perth Symphony Orchestra to a capacity crowd of 8,000 people. Donations of \$3,196 were collected for the charity Teen Challenge, which provides drug prevention and rehabilitation programs and the Lord Mayor's Distress Relief Fund, which assists those affected by Bush Fires.

Joondalup Festival 2014

The City of Joondalup Festival is the region's largest cultural event and represents the finale of the City's summer event season. The 16th Joondalup Festival was held on Saturday 29 and Sunday 30 March 2014 in and around Central Park. The Festival featured a program of music, fashion, cabaret, circus acts, acrobatics and a projections and illuminations show after dark, all staged by national and international performers. The Festival also included an Eco Stage, a self-powered open air performance space featuring aerials, acrobatics and fire performers.

Major highlights of the Festival included:

- The 'Back to Barbershop' performance on the steps of the Festival Hub. The performance was a culmination of 12 workshops conducted during February and March to rehearse a choral compilation prepared by Carole Macintyre and Bill McAllister of MacMusicCo and inspired by the 1950s music scene. This was a popular event with double the number of participants compared to last year.
- The Twilight Lantern Parade with over 1,200 participants from local schools and community groups. This project continued to bring the community together through an array of creative forms including costume, music, dance, arts and craft created through school workshops.
- The Urban Couture fashion show, which showcased WA fashion designers at the Festival. This was one of a series of events that supported over 30 designers and 15 fashion photographers in a program of 10 events attracting over 20,000 visitors throughout the Festival weekend.

Due to wet weather, the Festival closed early on the Saturday, with a number of events being rescheduled to the Sunday. An estimated 27,500 people attended the Festival over the two days, which was below average attendance compared to previous years and was attributed to the wet weather.



The Libraries issued

1,327,270

items in 2013-2014

CIVIC AND CEREMONIAL FUNCTIONS

The City hosted a number of civic and ceremonial functions throughout the year including Citizenship Ceremonies, appreciation functions and VIP functions for a range of volunteers, key stakeholders, City sponsors and community groups.

The City conducted 21 Citizenship Ceremonies at which more than 1,600 Joondalup residents became Australian citizens. This included an outdoor Australia Day Citizenship Ceremony held at Central Park at which 112 residents became Australian Citizens.

The City demonstrated its appreciation to volunteers by holding a number of civic receptions and dinners to recognise the contribution of community groups, sporting clubs, conservation volunteers, seniors groups and many other volunteer groups and individuals who assist in creating and enhancing Joondalup's diverse and vibrant local community.

VIP functions were held to recognise the valuable contribution sponsors and key stakeholders play in supporting City events and cultural programs, which included the Valentine's Concert, Joondalup Festival, Community Art Award and the Community Invitation Art Award.

Australia Day Citizenship Ceremony

The City hosted the Australia Day Citizenship Ceremony in Central Park, Joondalup, at which 112 residents pledged their allegiance in front of family and friends. The new citizens represented a number of nations including South Africa, New Zealand, the UK, America, India, China, Tanzania, Spain, France, Chile, Italy, Thailand, the Netherlands and Portugal.

His Worship the Mayor, Troy Pickard, conducted the Citizenship Ceremony, and each new citizen was presented with a keepsake to commemorate the occasion. Australia Day Ambassador, Damien Thornber, a popular musician and philanthropist, addressed the audience, and Mayor Pickard

presented the 2014 Premier's Australia Day Active Citizenship Awards. These Awards recognise outstanding community work of local residents who have demonstrated leadership and enhanced the lives of people in their communities.

LIBRARY LENDING SERVICE

The City's four libraries provide one of the largest Local Government library services in WA. During 2013-2014, the libraries issued 1,327,270 items and 9,512 new members joined the libraries. Over 57,000 information enquiries were received, 19,936 children and adults attended learning programs whilst 183,217 items were requested via the library catalogue.

The City offers a specialised Reference and Local History collection located at Joondalup Library, and mobile Books on Wheels delivery service to residents who are unable to access the library. The City also provides a regular library pick-up service on request.

Improved services and facilities during the year included:

- Installation of Wi-Fi at the Duncraig and Whitford Libraries;
- Installation of a new customer service desk at Woodvale Library which has enabled a streamlining of services and improved access for customers;
- The Library Management System migrated to hosted services and a major upgrade to the system, improving accessibility for customers and providing the infrastructure to support the introduction of online payments for library charges later in 2014; and
- The commencement of the City's first Community Garden established in the forecourt of the Duncraig Library, in conjunction with the Duncraig Edible Garden Working Group.

LIFELONG LEARNING PROGRAM

The City's libraries support community and lifelong learning via a wide range of engaging and informative programs and events. During 2013-2014, 1,255 events were held with over 20,080 participants. Highlights included:

- Meet the Author - 12 authors were hosted in 2013-2014 including Ricky Ponting, Matthew Reilly, Xavier Toby, Lily Foysten, Linda J. Bettenay, Yvette Walker, Noreen Reeves, Rachael Johns, Jenny and Neil Delmage, Susan Duncan, Paul Carter and Michael Robotham. These are held in partnership with Dymocks, Joondalup.
- Clubs and Games - an integral component of the Lifelong Learning program which encourages community members to keep their minds active in a social environment for all ages. Programs include Game On, Mah-jong, Criminal Profiling Club, Writers Group, Crossword Group and book clubs.
- Family and Local History continued to be popular with programs such as Genie Exchange and Family History Beginners courses.
- E-Learning and Literacy Programs complement the lending service and provides 24/7 online access to all library members. Homework Help sessions promoted e-Library resources, including yourtutor, EBSCO research tools and YesTeachMe. Digital literacy was enhanced as the City partnered with Edith Cowan University Enactus students to provide iPad and Android training. Keystrokes, provided with the assistance of local volunteers, enables one-on-one support for those who require basic computer training. Over 710 people participated in these programs during 2013-2014.
- Libraries were involved with two Community Projects this year. Food for Fines, supporting the Patricia Giles Centre, was held in November 2013, where library members could donate non-perishable food items for a percentage of their library fines being cleared. A total of 72 boxes of non-perishable food items were donated as a result of this project. A Community Yarn Bombing Project was promoted in late 2013 and was showcased at the Joondalup Festival in March and the Joondalup Library in April.
- Library and Information Week 2014, entitled Join the Dots, which aimed to raise the profile of libraries and information service professionals in Australia. The City's libraries celebrated with a Simultaneous Story Time reading from Joondalup Library and Woodvale Boulevard Shopping Centre. The reading at Joondalup Library featured His Worship the Mayor, Troy Pickard, and was broadcast on Twin Cities local radio.
- Story Time, for children aged two to five years, continued to be popular with 7,580 children participating. Stories, rhymes and craft were included in each session and Saturday Story Time was held monthly.
- Better Beginnings, for children up to two years of age, a state wide program delivered in partnership with the State Library and Rio Tinto to promote and enhance early literacy. In 2013-2014, 1,556 Better Beginnings bags were delivered to mothers and their newborn babies. Better Beginnings+ extends the program to pre-primary school children and 3,028 of these kits were delivered. Other programs that support early literacy were Parent Baby Workshops, Baby Rhyme Time and Baby Rhyme Time for Fathers.
- The fortnightly publication of a Library e-Newsletter, which informs 39,268 subscribers about the latest in events, programs and news at the libraries.



COMMUNITY EDUCATION

Community Liaison

The City has continued to promote its services and programs at major events such as Edith Cowan University Open Day, Art of Ageing Events, Little Feet Festival, Joondalup Festival, High School Expos, Dogs Day Out and other City sponsored events.

Community Information

The City's Community Information phone line responded to more than 1,640 enquiries from the public about City events and services. The Community Directory on the City's website received 10,900 hits. The Directory includes information on 547 local not-for-profit organisations, clubs, groups and services. Information on City activities was made available in 18 City facilities and was updated monthly.

School Connections

The City offered a range of educational and informative programs to local schools to support their curriculum requirements. Civic and Library incursions, Student Citizenship Awards, the Adopt a Coastline program, and the Banners in the Terrace competition were some of the programs coordinated throughout the year with strong participation rates. The School Connections e-Newsletter was published at the start of each term.

School Connections, in conjunction with Local History at Joondalup Library, developed new resources to support the Year 3 curriculum in Local History. A grant from the Western Australian History Foundation was received to fund the development of a teacher's guide, a student learning journal, and Investigating Joondalup's Past loan kits.

COMMUNITY SAFETY AND CRIME PREVENTION PLAN

The Community Safety and Crime Prevention Plan identifies a range of initiatives to create safer communities within the City. A review of the draft Community Safety and Crime Prevention Plan was conducted, and a revised draft Plan was considered by Council in November 2013. The Plan will be reviewed by the Strategic Community Reference Group and presented to Council seeking endorsement in 2014-2015.

City Watch

City Watch provided community safety patrols 24 hours a day, seven days a week, as a service for residents, local businesses (perimeter patrols) and visitors to the City in 2013-2014. The physical presence of the City Watch service, as well as working with the local Police, acts as a deterrent to antisocial behaviour, graffiti and vandalism. Patrol vehicles bear the City Watch logo and are orange and white, making them highly visible. City Watch officers assisted members of the community or referred requests to the appropriate agency following reports of:

- Alarms on City buildings and private residences;
- Anti social behaviour and vandalism;
- Damage and graffiti to City buildings and infrastructure;
- Noisy parties; and
- Suspicious activity.



Additional services that City Watch provided were:

- Holiday Alerts - Front perimeter patrols conducted when residents were away for an extended period;
- Party Alerts - Front perimeter patrols conducted when residents registered their party with City Watch; and
- Dedicated Joondalup City Centre patrols from 8.00pm to 5.00am every Thursday, Friday and Saturday night.

Global Reporting Indicator
2013-2014 Measure

SO1

City Watch Requests – Total

4,177

CITY WATCH REQUEST TYPES

The City Watch Requests indicate the incident types reported to City Watch in 2013-2014.

33%
ALARM
RESPONSES

26%
NOISE COMPLAINTS

10%
CUSTOMER
REQUESTS

10% Other (Includes 19 Other Categories)

5% Maintenance Requests

5% Anti Social Behaviour

5% Suspicious Person Reports

3% Vandalism Reports

2% Traffic Incidents

Graffiti Management

The City's Graffiti Removal Service provides single contact, fee free graffiti removal for local residents, business operators and community groups. This service completed 5,700 graffiti removals across the City's 22 suburbs during the year with 98% of these removed within two working days of being reported.

The WA Police ran its annual graffiti focused Operation Eraser in May 2014. The City provided the WA Police with a significant amount of graffiti tagger related information including photos, tagger and tag trend data, and local vulnerable site details. This information assisted Police with laying 22 charges against nine offenders for Damage (Graffiti) and Criminal Damage (Graffiti) within the North West Metropolitan Police District as a part of the operation.

See Graph 15

Global Reporting Indicator 2013-2014 Measure

SO1

Number of Graffiti Removal
Requests – Total

5,700

Ewatch

The City partnered with the WA Police in its 'ewatch Program' that was launched state wide in October 2013. The Program provides local crime and community safety information in monthly e-newsletters from local Police directly to community members. Hillarys, Joondalup, and Warwick Police use ewatch to give registered recipients crime trend and alert information and encourage local residents to report sightings of offenders, vehicles or activities of interest to Police

operations. The City includes information in the e-newsletters on the management of community safety and crime deterrent issues and programs the community can get involved in.

CCTV in Public Areas

The City uses CCTV in selected locations around the City to monitor for potential anti social behaviour. As a part of the construction of the new Delamere Park, next to the Currambine Community Centre, the City commissioned a public areas CCTV including remote image viewing from Joondalup Administration Building. This system will assist with the management of the park and with the rapid reporting of graffiti, damage, litter, suspicious activity, maintenance requirements and other issues in this public space.

The City's public areas CCTV service provided the WA Police and other authorised investigative agencies with copied CCTV images on 38 occasions during the year.

Supporting Child Safety Through Constable Care

The City made personal and community safety a focus for local children through its engagement of the Constable Care Child Safety Foundation. Over 9,600 school children experienced interactive life skill performances with 118 shows delivered across the City. The performances address specific issues including bullying prevention, road and bike safety, self respect and decision making, and graffiti.

DOGS DAY OUT

The City's inaugural Dogs Day Out event attracted hundreds of dogs and their owners to Lexcen Park in Ocean Reef on Sunday 2 February 2014. The day was aimed at promoting responsible dog ownership. Dogs and their owners took part in a series of activities including obedience training, sheep herding and agility demonstrations.

The City's Rangers were present to answer questions about recent changes to the *Dog Act 1976*, while experts also provided dog behaviour tips and training advice. There are approximately 24,500 dogs registered in the City.

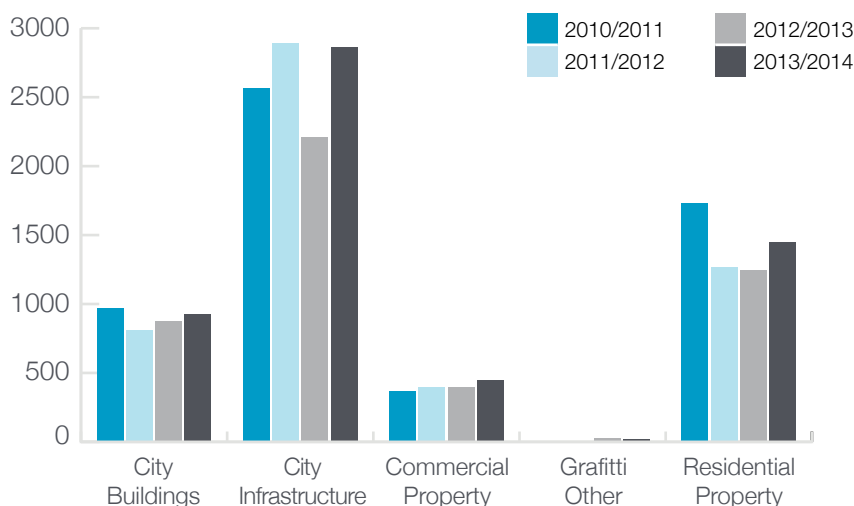
CAT ACT

The *Cat Act 2011* legislation came into effect on 1 November 2013 which requires all cats over the age of six months to be sterilised, micro-chipped and registered with the relevant local government. Cats are also required to wear a collar and registration tag to ensure they are easily identified and can be returned to their owners. The purpose of the legislation is to encourage better management of unwanted cats within the community and the environment, as well as to encourage responsible cat ownership.

The City implemented the provisions of the Act and has the power to enforce this legislation. By the end of June 2014 there were 4,046 domestic cats registered within the City.

Graph 15

NUMBER OF GRAFITTI REMOVALS COMPLETED



98%
of graffiti was
removed within two
working days

ROAD SAFETY ACTION PLAN 2011-2015

The City's *Road Safety Action Plan 2011-2015* includes actions to promote road safety initiatives. Activities undertaken during the year included:

- Community education campaigns held in a number of schools;
- Involvement in the Joondalup Road Safety Committee Meetings, with the membership comprising the WA Police, WALGA, RoadWise and the RAC;
- The 2013 School Road Safety Art Competition which attracted entries from local schools;
- The 2014 Blessing of the Roads to promote road safety hosted by the City of Stirling at Yokine Reserve in April; and
- The promotion of WALGA's RoadWise White Ribbons for Road Safety initiative.

IMMUNISATION

Throughout the year, the City provided free scheduled immunisation vaccinations for babies and children at its clinic located next to the Joondalup Library. The vaccines administered were part of the Western Australian Vaccination Schedule as prepared by the Department of Health and targeted 0-4 year olds. Additional clinics were held on several occasions to cater for the high demand.

The City also administered a school based immunisation program in support of the Department of Health. This is an ongoing program providing vaccinations for year 8 students during the annual report period.

Graph 16 highlights the number of vaccines administered. Some children have received more than one vaccination during the year.

See Graph 16

Global Reporting Indicator
2013-2014 Measure

SO1

Number of Children Immunised

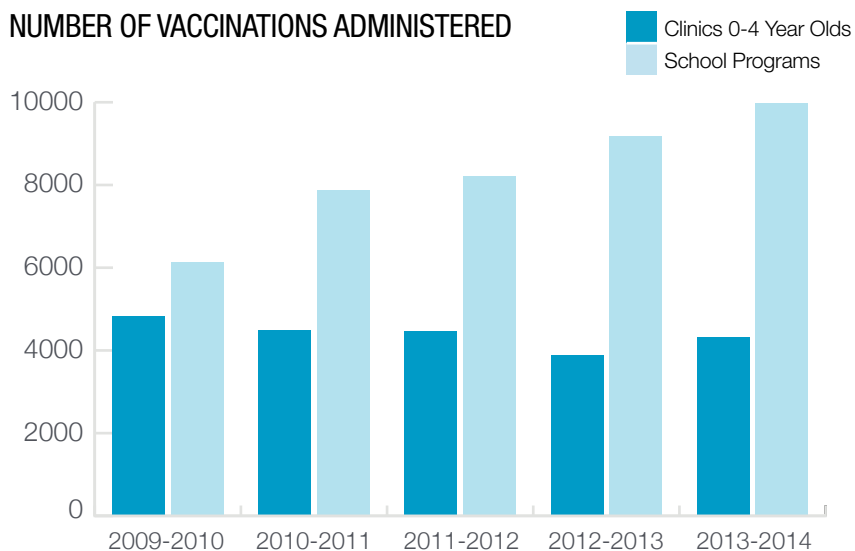
5,830

Number of Vaccinations
Administered

14,274

Graph 16

NUMBER OF VACCINATIONS ADMINISTERED



MEASURING SUCCESS

Strategic Community Plan Strategic Performance Indicators – Community Wellbeing

ASPIRATIONAL OUTCOME

“The City has world-class facilities and a thriving cultural scene. It encourages and supports local organisations and community groups. Community spirit is felt by all residents and visitors, who live in safe and friendly neighbourhoods.”

Indicator	City Target	Outcome	Source
Volunteer Work	% of the City of Joondalup population that volunteer for an organisation or group compared to the Perth Metropolitan average	Will be reported on when ABS Census data becomes available	ABS Census of Population and Housing
Safety Perception	To be developed	Will be measured by 2015	
Cultural Participation	To be developed	Will be measured by 2015	
Significant Event	To have a minimum of one significant event held within the City during the duration of <i>Joondalup 2022</i>	No significant events held this year	

STATUTORY REPORTS

Access and Inclusion

Under the *Disability Services Act 1993*, all Western Australian Local Governments are required to develop and implement a Disability Access and Inclusion Plan (DAIP), addressing six desired outcomes, to be reviewed on an annual basis and reported on to the Disability Services Commission (DSC) by 31 July each year.

The City recognises that diverse members of the community experience access and inclusion issues. These members include people with disabilities, their families and carers, people from culturally and linguistically diverse backgrounds and the elderly. To include all sections of the local community, the City developed an Access and Inclusion Plan (AIP) which incorporates and expands upon the standard requirements of a DAIP.

The current *Access and Inclusion Plan 2012-2014* was endorsed by Council on 13 December 2011.

The following activities were undertaken in 2013-2014 in line with the Access and Inclusion Plan:

- Participation of 70 people of diverse abilities in the Bits and Bytes Computer Training Program and Internet Cafe Project being delivered in partnership with WESTN Inc. This initiative was funded through a Disability Services Commission 'Count Me In' inclusion grant;
- Updating of City websites to include links to free software designed to assist visually impaired people to access information about City services;
- Training on access and inclusion provided to all new staff members with 12 induction training sessions taking place;
- Sponsorship of an event for the Men with Disability Activity Group in July 2013;
- The engagement of Local Disability Enterprise Service, Intework, to clean the City's BBQs and undertake pedestrian litter collection;
- Coordination of the northern suburbs Disability Interagency Networking Opportunity Working Group, hosting four information and networking sessions which were attended by 135 local stakeholders;
- Implementation of actions from the City's Walkability Plan which included the installation of tactile ground indicators at three locations within the Joondalup City Centre, a review of speed limits at key locations to reduce risk to pedestrians and preliminary work on the development of a new Signage Strategy;
- Providing the opportunity for a group of local residents with intellectual disabilities to undertake volunteer work at the City's Art of Ageing events and through the Keep Australia Beautiful Adopt-a-Spot Program;
- Incorporation of inclusive activities into major City events including the Little Feet Festival and Joondalup Festival, at which an Auslan interpreted performance was well received;
- Support provided to two local disability service providers to run community activities in celebration of Disability Awareness Week;

- The provision of a financial counselling service to Joondalup Mental Health Campus clients;
- Completion of a signage audit for accessibility undertaken at four City libraries, with recommendations made for improvements;
- Work experience placements provided to five people with a disability or from a culturally and linguistically diverse background;
- Installation of emergency evacuation wheelchairs at the City's Administration Building, Civic Chambers and Joondalup Library;
- Installation of new universal access toilet facilities at Sorrento Bowls Club, Admiral Park, Heathridge and Mullaloo Beach North; and
- Completion of significant access upgrades at Delamere Park, Currambine and Mawson Park, Hillarys.

A report outlining progress against the City's Access and Inclusion Plan for 2013-2014 will be presented to the Disability Services Commission by 31 July 2014.

Work commenced on the preparation of a new Access and Inclusion Plan 2014-2016 and will be completed in 2014-2015.

RECORDKEEPING

The City's continued commitment to recordkeeping, in accordance with legislative requirements, facilitates a structured approach to recordkeeping through the use of a corporate system. In addition, the City's *Recordkeeping Plan* outlines the process for management and disposal of records in accordance with the *State Records Act 2000*.

The *Recordkeeping Plan* is reviewed and updated every five years and is due for review in 2015.

Focusing on retaining corporate documents in an electronic records management system delivers best practice in recordkeeping and improves efficiencies in document processing to meet customer service needs and volume demands.

The number of records captured into the City's corporate recordkeeping system during 2013-2014 was 245,340 (221,158 in 2012-2013). This included incoming and outgoing letters, emails, faxes, online forms and internal documentation. The number of new files created during this period was 1,121.

New employees were informed of their recordkeeping responsibilities as part of the City's Induction Program. Hands-on training sessions on the City's electronic recordkeeping system were provided within three months of an employee's appointment. Ongoing record keeping system training was offered to employees monthly as part of the City's Corporate Training Program.

A Helpdesk facility and internal guides have provided continuous support and advice for employees on the use of the City's electronic recordkeeping system and their recordkeeping responsibilities.





FREEDOM OF INFORMATION

In complying with the *Freedom of Information Act 1992*, a Freedom of Information Guide is published on the City's website annually.

During 2013-2014, the City processed a total of 56 Freedom of Information applications, with an average of 20 days to complete each application. Fifty five applications were completed within the legislative timeframe of 45 days.

NATIONAL COMPETITION POLICY

In 1995 the Council of Australian Governments entered into a number of agreements, collectively known as the *National Competition Policy*.

Local government is affected mainly where it operates significant business activities which compete, or could compete, with private sector businesses. Local government will also be affected where local laws unnecessarily affect competition.

The City is required to comply with certain policies contained within the *National Competition Policy* Statement and report on progress in connection with Competitive Neutrality Principles and review of Local Laws.

COMPETITIVE NEUTRALITY

It is the City's responsibility to determine whether it is engaged in "significant business activities" within the context of its operations and therefore whether it is required to apply the competitive neutrality principles.

Local government is only required to implement the above principles to the extent that the benefits to be realised from implementation outweigh the costs in respect of individual business activities exceeding an annual income of \$500,000. Within these criteria the City identified the following business activities:

- City of Joondalup Leisure Centre - Craigie;
- City of Joondalup Leisure Centre - Duncraig; and
- City of Joondalup Leisure Centre - Heathridge.

The public benefit tests for these activities revealed that competitive advantages and disadvantages existed in each of these Leisure Centres and it was beneficial to the local community to continue the operational subsidies to enable the services to be maintained in the future.

PAYMENT TO EMPLOYEES

Regulation 19B of the *Local Government (Administration) Regulations 1996* requires the City to include the following information in its Annual Report:

- The number of employees of the City entitled to an annual salary of \$100,000 or more; and
- The number of those employees with an annual salary entitlement that falls within each band of the \$10,000 over \$100,000.

To eliminate issues associated with the treatment of benefits other than cash salary, the City has adopted a total employee cost approach to remuneration. This packages all remuneration into one total number. This is considered a far more transparent and open approach to payment which exceeds the requirement of the regulations.

The table is based on the amount each employee actually received over the period of this Annual Report, whether employed for a full year or not, and includes:

- Annual cash component;
- Statutory 9.25% superannuation, plus City matching contributions to additional superannuation where applicable;
- Salary sacrifice;
- Allowance for motor vehicle;
- Overtime payments;
- Cash-out of leave (either on request or termination); and
- Higher duties where applicable.

\$ From	\$ To	Number of Employees
\$100,000	\$109,999	31
\$110,000	\$119,999	22
\$120,000	\$129,999	13
\$130,000	\$139,999	1
\$140,000	\$149,999	6
\$150,000	\$159,999	2
\$160,000	\$169,999	3
\$170,000	\$179,999	8
\$180,000	\$189,999	2
\$190,000	\$199,999	3
\$200,000	\$209,999	0
\$210,000	\$219,999	0
\$220,000	\$229,999	0
\$230,000	\$239,999	0
\$240,000	\$249,999	0
\$250,000	\$259,999	4
\$260,000	\$269,999	0
\$270,000	\$279,999	0
\$280,000	\$289,999	0
\$290,000	\$299,999	0
\$300,000	\$309,999	0
\$310,000	\$319,999	0
\$320,000	\$329,999	0
\$330,000	\$339,999	0
\$340,000	\$349,999	0
\$350,000	\$359,999	1
Total		96



COMPLAINTS REGISTER

On 20 November 2012 a complaint was lodged concerning an alleged breach of the *Local Government (Rules of Conduct) Regulations 2007* (the Conduct Rules) by Councillor Corr.

On 24 June 2013, the Local Government Standards Panel made a finding that Councillor Corr failed to disclose his interest in relation to item CJ231-11/12 Small Business Centre North West Metro – Funding Support 2012-2013 and Update on Relocation Report.

The Panel found that this constituted a minor breach of Regulation 11(2) of the Conduct Rules.

The Standards Panel made orders that Councillor Corr be publicly censured. It ordered that a Notice of Public Censure be published in *The West Australian* and the Local Community newspaper.

The State Administrative Tribunal subsequently affirmed the breach and substituted an order under section 5.110(6)(b)(i) of the *Local Government Act 1995* that Councillor Corr apologise publicly at the Ordinary Council Meeting on 15 April 2014. Councillor Corr read a statement of apology as shown in the Minutes of the Council Meeting held on 15 April 2014.

COMPLIANCE AUDIT RETURN

All local governments are required to carry out an Annual Compliance Audit Return for the period 1 January to 31 December as required by the Department of Local Government and Communities. The Return includes a range of compliance categories to be met by local governments.

The 2013 Compliance Audit Return was presented to Council on 18 March 2014. A certified copy of the Return, along with the relevant section of the Council resolution and additional information explaining the Compliance Audit, was submitted to the Director General of the Department of Local Government and Communities in March 2014.



Financial Indicators

Global Reporting Indicator		Description	Measure			
			2014	2013	2012	
Revenue Generation Ratios						
1.1	Rates Income Ratio (Rates to Op. income)	This measures the proportion of the City's rates revenue that contributes to the City's total income.	↑	61.8%	60.7%	61.6%
1.2	Rates to Opex	This ratio has been set up to measure the City's dependence on rates revenue to fund operations.	↑	59.7%	58.5%	61.3%
1.3	Fees and Charges to income	Measures the extent to which the City's income stream is diversified away from rates.	↑	28.2%	27.8%	26.9%
1.4	Core Opinc/Core Opex	This ratio is intended to measure the extent to which the City's operations are funded from the most stable (core) revenue sources, being rates and fees and charges.	↑	1.09	1.06	1.10
Operating Surplus Ratios						
2.1	Operating Surplus (Deficit)	Measures the proportion of operating surplus to total operating income.	↓	(3.5%)	(3.8%)	(0.4%)
2.2	Growth In Operating Income	Measures the rate at which operating income has grown on a year-on-year basis.	↓	4.9%	5.3%	7.4%
2.3	Growth In Operating Expenditure	Measures the rate at which operating expenditure increases on a year-on-year basis.	↓	4.6%	8.8%	7.1%
2.4	Opinc growth/Opex growth	Measures the relationship between growth in income and expenditure each year.	↑	1.06	0.60	1.05
Liquidity Ratios						
3.1	Current Ratio	This is a liquidity measure that gauges the extent to which short-term liabilities can be met by short-term (liquid) assets.	↑	0.99	0.97	1.19
3.2	Untied Cash to Trade Creditors	This is another liquidity measure that indicates the extent to which unrestricted cash holdings would be exhausted by meeting all outstanding obligations to trade creditors.	↑	4.55	3.28	3.73
Efficiency Ratios						
4.1	Creditors Turnover period (days)	This is an efficiency ratio that measures how quickly obligations to creditors are being met. It reflects the extent to which credit facilities are managed, which indicates the efficiency of the City's working capital management.	↑	44	42	51
4.2	Outstanding Rates Ratio	Measures the City's efficiency in collecting dues from ratepayers.	↑	0.96%	0.78%	0.88%
Debt Service Ratios						
5.1	Debt Ratio (Ttl liability to Ttl Assets)	This is a mandatory local government ratio that measures whether the City is solvent, i.e. that assets exceed liabilities.	↓	2.5%	3.5%	3.5%

Global Reporting Indicator		Description		Measure		
				2014	2013	2012
5.2	Gross Debt to Income Ratio	Measures the City's ability to generate sufficient revenues to pay off debt obligations.	↓	5.4%	7.0%	8.6%
5.3	Gross Debt to Economically Realisable Assets	This measures the City's ability to meet debt obligations from readily realisable assets, i.e. assets excluding infrastructure assets that are not readily realisable.	↓	2.0%	2.4%	2.7%
5.4	Debt Service Ratio	This is an efficient measure of the extent to which the City's revenues are sufficient to meet regular debt repayment obligations.	↓	1.6%	1.7%	1.8%
5.5	Debt Service to Core Opinc	This is a more prudent debt service ratio that measures the extent to which the City's core revenue streams can meet debt repayment obligations.	↓	1.8%	1.9%	2.0%
5.6	Op Surplus bfr Int./ Debt Repayment	This ratio considers whether the City generates sufficient operating surplus to meet debt repayment obligations.	↔	(2.0)	(2.0)	0.1
Asset Coverage and Renewal						
6.1	Capex/ Depreciation	This measures the extent to which the City's asset base is being replaced faster than the rate at which it depreciates or is utilised.	↔	1.2	1.2	0.8
6.2	Capinc to Capex	Measures the extent to which capital expenditure is funded from non-operating revenue, such as capital grants. It indicates the dependence of the City on non-operating revenue to fund asset renewal.	↓	18.2%	32.2%	27.2%
6.3	OP Cash Surplus to Capex	This indicates the extent to which capital expenditure is funded from operating cash surpluses, after excluding the effect of depreciation and other non-cash expenditure.	↓	61.0%	63.1%	117.4%
6.4	OP Cash Surplus plus Capinc/ Capex	This ratio combines the previous two measures to ascertain the extent to which capital expenditure in a financial period is funded from operating cash surplus and capital income in that period.	↓	0.79	0.95	1.45
6.5	Asset Consumption	This ratio measures the extent to which depreciable assets have aged by comparing their written down value to their replacement costs.	↑	67%	59%	
6.6	Asset Renewal Funding	This ratio indicates whether the local government has the capacity to fund assets renewal as required and continue to provide the existing levels of services without additional financial resources.	↓	83%	100%	
6.7	Asset Sustainability	This ratio indicates the extent to which the local government is replacing its existing assets as they reach the end of their useful lives.	↓	40%	59%	

■ arrow indicates measure is moving in a positive direction compared to previous year

■ arrow indicates measure is not performing as well as previous year

Financial Statements





Level 1
10 Kings Park Road
West Perth WA 6005

Correspondence to:
PO Box 570
West Perth WA 6872

T +61 8 9480 2000
F +61 8 9322 7787
E info.wa@au.gt.com
W www.grantthornton.com.au

INDEPENDENT AUDITOR'S REPORT TO THE RATEPAYERS OF THE CITY OF JOONDALUP

Report on the Concise Financial Report

We have audited the accompanying concise financial report of the City of Joondalup comprising of the statement of financial position as at 30 June 2014, the statement of comprehensive income, statement of changes in equity, statement of cash flows, and rate setting statement for the year then ended. The concise financial report does not contain all the disclosures required by the Australian Accounting Standards and accordingly, reading the concise financial report is not a substitute for reading the audited financial report.

Council's Responsibility for the Concise Financial Report

The Council is responsible for the preparation and presentation of the concise financial report in accordance with Accounting Standard AASB 1039 Concise Financial Reports, and for such internal control as the Council determines are necessary to enable the preparation of the concise financial report.

Auditor's responsibility

Our responsibility is to express an opinion on the concise financial report based on our audit procedures, which were conducted in accordance with Auditing Standards ASA 810 Engagements to Report on Summary Financial Statements. We have conducted an independent audit, in accordance with Australian Auditing Standards, of the financial report of the City of Joondalup for the year ended 30 June 2014. Our audit report on the financial report for the year was signed on 1 October 2014 and was not subject to any modification. The Australian Auditing Standards require that we comply with relevant ethical requirements relating to audit engagements and plan and perform the audit to obtain reasonable assurance whether the financial report for the year is free from material misstatement.

An audit involves performing procedures to obtain audit evidence about the amounts and disclosures in the concise financial report. The procedures selected depend on the auditor's judgement, including the assessment of the risks of material misstatement of the concise financial report, whether due to fraud or error. In making those risk assessments, the auditor considers internal control relevant to the entity's preparation of the concise financial

Grant Thornton Audit Pty Ltd ACN 130 913 594
a subsidiary or related entity of Grant Thornton Australia Ltd ABN 41 127 556 389

'Grant Thornton' refers to the brand under which the Grant Thornton member firms provide assurance, tax and advisory services to their clients and/or refers to one or more member firms, as the context requires. Grant Thornton Australia Ltd is a member firm of Grant Thornton International Ltd (GTIL). GTIL and the member firms are not a worldwide partnership. GTIL and each member firm is a separate legal entity. Services are delivered by the member firms. GTIL does not provide services to clients. GTIL and its member firms are not agents of, and do not obligate one another and are not liable for one another's acts or omissions. In the Australian context only, the use of the term 'Grant Thornton' may refer to Grant Thornton Australia Limited ABN 41 127 556 389 and its Australian subsidiaries and related entities. GTIL is not an Australian related entity to Grant Thornton Australia Limited.

Liability limited by a scheme approved under Professional Standards Legislation. Liability is limited in those States where a current scheme applies.

report in order to design audit procedures that are appropriate in the circumstances, but not for the purpose of expressing an opinion on the effectiveness of the entity's internal control.

Our procedures in respect of the concise financial report included testing that the information in the concise financial report is derived from, and is consistent with, the financial report for the year, and examination on a test basis, of evidence supporting the amounts and other disclosures which were not directly derived from the financial report for the year. These procedures have been undertaken to form an opinion whether, in all material respects, the concise financial report complies with Accounting Standard AASB 1039 Concise Financial Reports.

We believe that the audit evidence we have obtained is sufficient and appropriate to provide a basis for our audit opinion.

Auditor's opinion on the Concise Financial Report

In our opinion, the concise financial report of the City of Joondalup for the year ended 30 June 2014 complies with Accounting Standard AASB 1039 Concise Financial Reports.



GRANT THORNTON AUDIT PTY LTD
Chartered Accountants



M J Hillgrove
Partner – Audit & Assurance

Perth, 1 October 2014

CITY OF JOONDALUP

**CONCISE FINANCIAL REPORT
FOR THE YEAR ENDED 30 JUNE 2014**

STATEMENT BY CHIEF EXECUTIVE OFFICER

The Concise Financial Report comprising the City's Financial Statements has been derived from the City of Joondalup's annual Financial Report for the year ended 30 June 2014.

The Concise Financial Report cannot be expected to provide a full understanding of the Statement of Comprehensive Income, Statement of Financial Position and financial and investing activities of the City of Joondalup as the annual Financial Report.

Further financial information can be obtained from the annual Financial Report which is available, free of charge, on request to the City of Joondalup.

Signed on the 1st day of October 2014.


Garry Hunt
Chief Executive Officer

**CITY OF JOONDALUP
STATEMENT OF COMPREHENSIVE INCOME
BY NATURE OR TYPE
FOR THE YEAR ENDED 30 JUNE 2014**

	2014 Actual \$	2014 Budget \$	2013 Actual \$
REVENUE			
Rates	82,573,393	81,884,952	77,390,492
Grants and Subsidies	2,349,439	4,305,925	4,146,871
Contributions, Reimbursements and Donations	2,073,239	2,258,993	2,039,458
Interest Earnings	4,740,101	4,545,377	5,720,488
Profit on Disposal of Assets	3,927,540	75,812	2,199,816
Fees and Charges	37,743,422	37,468,658	35,454,496
Other Revenue	271,806	147,500	471,132
	133,678,940	130,687,217	127,422,753
EXPENSE			
Employee Costs	(55,127,264)	(55,626,943)	(51,791,112)
Materials and Contracts	(47,435,690)	(49,374,973)	(46,846,840)
Utilities	(6,029,342)	(6,139,451)	(6,075,148)
Depreciation, Impairment & Revaluation Decrement	(27,476,675)	(21,016,218)	(25,301,724)
Loss on Disposal of assets	(200,087)	(215,682)	(232,067)
Interest Expense	(488,961)	(490,458)	(582,814)
Insurance	(1,625,926)	(1,602,758)	(1,429,157)
	(138,383,945)	(134,466,483)	(132,258,862)
Net Result from Operating Activities	(4,705,005)	(3,779,266)	(4,836,109)
Non-Operating Activities			
Grants and Subsidies	4,318,894	5,834,548	9,254,652
Other Capital Contributions	1,484,104	330,000	209,555
Acquired Infrastructure Assets	-	500,000	1,837,337
Profit/(Loss)	1,097,993	2,885,282	6,465,435
Other Comprehensive Income			
Changes on revaluation of non-current assets	363,171,530	-	(10,708,137)
Total Comprehensive Income	364,269,523	2,885,282	(4,242,702)

CITY OF JOONDALUP
STATEMENT OF COMPREHENSIVE INCOME
BY PROGRAM
FOR THE YEAR ENDED 30 JUNE 2014

	2014 Actual \$	2014 Budget \$	2013 Actual \$
REVENUE			
Governance	4,029,307	21,504	1,910,995
General Purpose Funding	89,748,743	90,639,285	87,357,761
Law, Order, Public Safety	912,210	776,383	578,174
Health	358,329	287,000	331,756
Education and Welfare	469,072	422,663	436,610
Community Amenities	17,582,320	23,389,807	10,445,416
Recreation and Culture	11,949,070	9,875,122	10,486,531
Transport	7,811,436	4,401,481	12,330,282
Other Property & Services	818,453	873,972	3,545,228
	133,678,940	130,687,217	127,422,753
EXPENSE EXCLUDING FINANCE COSTS			
Governance	(5,820,799)	(6,085,701)	(5,017,878)
General Purpose Funding	(2,879,255)	(2,909,009)	(2,649,471)
Law, Order, Public Safety	(4,733,442)	(4,692,841)	(4,366,616)
Health	(1,555,045)	(1,534,224)	(1,422,562)
Education and Welfare	(2,207,538)	(2,271,131)	(2,193,490)
Community Amenities	(27,165,020)	(29,182,136)	(27,729,943)
Recreation & Culture	(36,405,253)	(36,011,389)	(29,936,929)
Transport	(30,638,209)	(23,327,151)	(28,419,918)
Economic Services	(334,723)	(510,722)	(418,202)
Other Property & Services	(26,155,700)	(27,451,721)	(29,521,039)
	(137,894,984)	(133,976,025)	(131,676,048)
Net Operating Surplus	(4,216,044)	(3,288,808)	(4,253,295)
Finance Costs			
General Purpose Funding	(488,961)	(490,458)	(582,814)
	(488,961)	(490,458)	(582,814)
Capital Grants and Contributions			
Grants for the development of assets	4,318,894	5,834,548	9,254,652
Other Capital Contributions	1,484,104	330,000	209,555
Acquired Infrastructure Assets	-	500,000	1,837,337
Profit/(Loss)	1,097,993	2,885,282	6,465,435
Other Comprehensive Income			
Changes on revaluation of non-current assets	363,171,530	-	(10,708,137)
Total Comprehensive Income	364,269,523	2,885,282	(4,242,702)

**CITY OF JOONDALUP
STATEMENT OF FINANCIAL POSITION
AS AT 30 JUNE 2014**

	2014 \$	2013 \$
CURRENT ASSETS		
Cash and Cash Equivalents	72,069,087	75,612,053
Trade and Other Receivables	4,945,569	4,867,065
Inventories	80,296	92,032
TOTAL CURRENT ASSETS	77,094,952	80,571,150
NON-CURRENT ASSETS		
Other Receivables	1,871,120	1,724,123
Equity Investments	7,642,834	5,519,447
Property, Plant and Equipment	283,844,002	279,183,046
Infrastructure Assets	868,074,789	506,193,709
TOTAL NON-CURRENT ASSETS	1,161,432,745	792,620,325
TOTAL ASSETS	1,238,527,697	873,191,475
CURRENT LIABILITIES		
Trade and Other Payables	10,404,485	9,759,328
Borrowings	1,399,466	1,655,978
Provisions	11,752,972	10,218,288
TOTAL CURRENT LIABILITIES	23,556,923	21,633,594
NON-CURRENT LIABILITIES		
Borrowings	5,836,515	7,235,980
Provisions	2,083,126	1,969,006
TOTAL NON-CURRENT LIABILITIES	7,919,641	9,204,986
TOTAL LIABILITIES	31,476,564	30,838,580
NET ASSETS	1,207,051,133	842,352,895
EQUITY		
Retained Surplus	542,657,848	535,282,252
Reserve Accounts	51,788,922	57,637,810
Reserves - Asset Revaluation	612,604,363	249,432,833
TOTAL EQUITY	1,207,051,133	842,352,895

**CITY OF JOONDALUP
STATEMENT OF CHANGES IN EQUITY
FOR THE YEAR ENDED 30 JUNE 2014**

	2014 Actual \$	2013 Actual \$
RETAINED SURPLUS		
Balance as at 1 July 2013	535,282,252	532,644,946
Net result	1,097,993	6,465,435
Transfer from/(to) Reserves	5,848,887	(2,362,949)
Transfer from/(to) Trust Funds	428,716	(1,465,180)
Balance as at 30 June 2014	542,657,848	535,282,252
RESERVES ACCOUNTS		
Balance as at 1 July 2013	57,637,810	55,274,861
Transfer from/(to) Retained Surplus	(5,848,888)	2,362,949
Balance as at 30 June 2014	51,788,922	57,637,810
RESERVES - ASSET REVALUATION		
Balance as at 1 July 2013	249,432,833	260,140,970
Change in Revaluation	363,171,530	(10,708,137)
Balance as at 30 June 2014	612,604,363	249,432,833
TOTAL EQUITY	1,207,051,133	842,352,895

**CITY OF JOONDALUP
STATEMENT OF CASH FLOWS
FOR THE YEAR ENDED 30 JUNE 2014**

	2014 Actual \$	2014 Budget \$	2013 Actual \$
Cash Flows From Operating Activities			
Receipts			
Rates	82,379,737	81,826,911	77,446,854
Grants and Subsidies	2,349,439	4,305,925	4,146,871
Contributions, Reimbursements and Donations	2,073,239	2,258,993	2,038,999
Fees and Charges	37,847,297	37,579,258	35,515,634
Interest Earnings	4,617,178	4,717,972	5,762,969
Good and Services Tax	-	-	-
Other	243,378	147,500	587,283
	<u>129,510,268</u>	<u>130,836,559</u>	<u>125,498,610</u>
Payments			
Employee Costs	(53,480,158)	(54,371,005)	(50,476,559)
Materials and Contracts	(46,233,352)	(49,923,696)	(47,337,397)
Utilities	(6,029,342)	(6,139,451)	(6,075,148)
Insurance	(1,625,926)	(1,602,758)	(1,429,157)
Interest Expense	(488,961)	(490,458)	(582,814)
Goods and Services Tax	(62,042)	-	(124,995)
	<u>(107,919,781)</u>	<u>(112,527,368)</u>	<u>(106,026,070)</u>
Net Cash Provided By Operating Activities	21,590,487	18,309,191	19,472,540
Cash Flows from Investing Activities			
Payments for Purchase of Property, Plant & Equipment	(5,654,598)	(13,429,428)	(5,052,556)
Payments for Construction of Infrastructure	(26,263,425)	(26,599,253)	(26,197,748)
Capital Investment Mindarie RC	(39,710)	(39,712)	(37,423)
Dividends received from Tamala Park Regional Council	1,759,107	-	-
Capital Recovery MRF	-	229,557	160,000
Grants/Contributions for the Development of Assets	5,770,044	6,164,548	9,464,207
Proceeds from Sale of Assets	522,390	681,100	6,025,617
	<u>(23,906,192)</u>	<u>(32,993,188)</u>	<u>(15,637,903)</u>
Net Cash Used In Investing Activities	(23,906,192)	(32,993,188)	(15,637,903)
Cash Flows from Financing Activities			
Public Open Space Reserve - Transfer to Trust Funds	-	-	(1,465,180)
Transfer from Trust Fund	428,716	641,463	-
Repayment of Borrowings	(1,655,977)	(1,655,971)	(1,565,373)
	<u>(1,227,261)</u>	<u>(1,014,508)</u>	<u>(3,030,553)</u>
Net Cash Provided By Financing Activities	(1,227,261)	(1,014,508)	(3,030,553)
Net Increase (Decrease) in Cash Held	(3,542,966)	(15,698,505)	804,084
Cash at Beginning of Year	75,612,053	71,975,780	74,807,969
Cash and Cash Equivalents at the End of the Year	<u>72,069,087</u>	<u>56,277,275</u>	<u>75,612,053</u>

**CITY OF JOONDALUP
RATE SETTING STATEMENT
FOR THE YEAR ENDED 30 JUNE 2014**

	2014 Actual \$	2014 Budget \$	2013 Actual \$
OPERATING REVENUE			
Rates	82,573,393	81,884,952	77,390,492
Government Grants & Subsidies - Operating	2,349,439	4,305,925	4,146,871
Contributions, Reimbursements and Donations - Opera	2,073,239	2,258,993	2,039,458
Profit on Disposal	3,927,540	75,812	2,199,816
Fees & Charges	37,743,422	37,468,658	35,454,496
Interest Earnings	4,740,101	4,545,377	5,720,488
Other Revenue	271,806	147,500	471,132
	<u>133,678,940</u>	<u>130,687,217</u>	<u>127,422,753</u>
EXPENSES			
Employee Costs	(55,127,264)	(55,626,943)	(51,791,112)
Materials & Contracts	(47,435,690)	(49,374,973)	(46,846,840)
Utilities	(6,029,342)	(6,139,451)	(6,075,148)
Depreciation, Impairment & Revaluation Decrement	(27,476,675)	(21,016,218)	(25,301,724)
Loss on Disposal	(200,087)	(215,682)	(232,067)
Insurance Expense	(1,625,926)	(1,602,758)	(1,429,157)
Interest Expense	(488,961)	(490,458)	(582,814)
	<u>(138,383,945)</u>	<u>(134,466,483)</u>	<u>(132,258,862)</u>
DEFICIT FROM OPERATIONS	(4,705,005)	(3,779,266)	(4,836,109)
OPERATING NON-CASH ADJUSTMENTS			
Depreciation, Impairment & Revaluation Decrement	27,476,675	21,016,218	25,301,724
Loss on Disposal of Assets	200,087	215,682	232,067
Profit on Disposal of Assets	(3,927,540)	(75,812)	(2,199,816)
Movement in Non-current Items	433,199	242,999	65,911
OPERATING CASH SURPLUS	19,477,416	17,619,821	18,563,777
NON-OPERATING REVENUE			
Capital Grants	4,318,894	5,834,548	9,254,652
Contributions & Reimbursements - Non Operating	1,451,150	330,000	209,555
Equity Distribution - Tamala Park Regional Council	1,759,107	-	-
Acquired Infrastructure Assets	-	500,000	1,837,337
	<u>7,529,151</u>	<u>6,664,548</u>	<u>11,301,544</u>
CAPITAL EXPENDITURE			
Capital Projects	(3,348,033)	(4,474,194)	(1,704,908)
Capital Works	(26,263,425)	(32,855,563)	(26,197,860)
Motor Vehicle Replacement	(2,306,567)	(2,738,500)	(3,348,017)
Loan Repayments (Principal)	(1,655,977)	(1,655,977)	(1,565,373)
Equity Investment	(39,710)	(39,712)	(2,321,738)
	<u>(33,613,712)</u>	<u>(41,763,946)</u>	<u>(35,137,896)</u>
CAPITAL DEFICIT	(26,084,561)	(35,099,398)	(23,836,352)
OPERATING SURPLUS/(DEFICIT)	(6,607,145)	(17,479,577)	(5,272,575)
FUNDING			
Proceeds from Disposal of Assets	522,390	681,100	8,309,932
Surplus Carried Forward	986,719	1,735,647	5,423,834
Material Recovery Facility	-	229,557	160,000
Transfers from Reserves	15,587,567	18,480,027	17,400,905
Transfer to Reserves	(9,852,800)	(3,788,217)	(21,732,860)
Transfer from Trust Funds	428,716	641,463	-
Transfer to Trust Funds	-	-	(1,465,180)
Transfer to Accumulated Surplus	-	(500,000)	(1,837,337)
NET OPERATING SURPLUS/(DEFICIT)	1,065,447	-	986,719

COUNCIL ATTENDANCE

LEGEND

- LOA = Leave of Absence
 NM = Not member of the Committee/
 Regional Council
 Obs = Attendance at a meeting as
 an Observer
 (of ...) = Where an Elected Member
 was not in office or not a
 committee member for the
 whole of the financial year,
 the total number of meetings
 held during their term is shown
 in brackets.

	Total Number of Meetings held during 2013-14 financial year
Mayor Troy Pickard	Meetings attended
	Exclusion from attendance
Cr Sam Thomas	Meetings attended
	Exclusion from attendance
Cr Philippa Taylor	Meetings attended
	Exclusion from attendance
Cr Tom McLean, JP	Meetings attended
	Exclusion from attendance
Cr Kerry Hollywood	Meetings attended
	Exclusion from attendance
Cr Geoff Amphlett, JP	Meetings attended
	Exclusion from attendance
Cr Liam Gobbert	Meetings attended
	Exclusion from attendance
Cr Mike Norman	Meetings attended
	Exclusion from attendance
Cr Christine Hamilton-Prime	Meetings attended
	Exclusion from attendance
Cr Brian Corr	Meetings attended
	Exclusion from attendance
Cr John Chester	Meetings attended
	Exclusion from attendance
Cr Russ Fishwick, JP	Meetings attended
	Exclusion from attendance
Cr Teresa Ritchie, JP	Meetings attended
	Exclusion from attendance

	Ordinary Council	Special Council	Strategy Session	Briefing Session	Mindarie Regional Council	Tamala Park Regional Council
	11	5	9	11	8	7
	11	5	9	9	NM	NM
	-	-	-	2 x Apology	-	-
	10	5	9	11	NM	NM
	1 x LOA	-	-	-	-	-
	11	4	9	11	NM	NM
	-	1 x Apology	-	-	-	-
	11	5	8	10	NM	5
	-	-	1 x LOA	1 x LOA	-	2 x Apology
	10	4	7	10	7	NM
	1 x LOA	1 x Apology	2 x Apology	1 x LOA	1 x LOA	-
	11	5	6	10	NM	6
	-	-	1 x LOA 2 x Apology	1 x LOA	-	1 x Apology
	10	4	7	9	NM	NM
	1 x Apology	1 x LOA	2 x LOA	2 x LOA	-	-
	10	4	8	10	NM	NM
	1 x Apology	1 x Apology	1 x LOA	1 x LOA	-	-
	11	4	3	5	NM 1 x Deputy	NM
	-	1 x Apology	1 x LOA 5 x Apology	1 x LOA 5 x Apology	-	-
	9	4	8	9	NM	NM
	2 x LOA	1 x LOA	1 x LOA	2 x LOA	-	-
	11	4	9	10	NM	NM
	-	1 x Apology	-	1 x Apology	-	-
	11	5	7	10	8	NM
	-	-	1 x Apology	1 x LOA	-	-
	11	4	9	10	NM	NM
	-	1 x Apology	-	1 x LOA	-	-

COMMITTEE ATTENDANCE

LEGEND

- LOA = Leave of Absence
 NM = Not member of the Committee/
 Regional Council
 Obs = Attendance at a meeting as
 an Observer
 (of ...) = Where an Elected Member
 was not in office or not a
 committee member for the
 whole of the financial year,
 the total number of meetings
 held during their term is shown
 in brackets.

	Total Number of Meetings held during 2013-14 financial year
Mayor Troy Pickard	Meetings attended
	Exclusion from attendance
Cr Sam Thomas	Meetings attended
	Exclusion from attendance
Cr Philippa Taylor	Meetings attended
	Exclusion from attendance
Cr Tom McLean, JP	Meetings attended
	Exclusion from attendance
Cr Kerry Hollywood	Meetings attended
	Exclusion from attendance
Cr Geoff Amphlett, JP	Meetings attended
	Exclusion from attendance
Cr Liam Gobbert	Meetings attended
	Exclusion from attendance
Cr Mike Norman	Meetings attended
	Exclusion from attendance
Cr Christine Hamilton-Prime	Meetings attended
	Exclusion from attendance
Cr Brian Corr	Meetings attended
	Exclusion from attendance
Cr John Chester	Meetings attended
	Exclusion from attendance
Cr Russ Fishwick, JP	Meetings attended
	Exclusion from attendance
Cr Teresa Ritchie, JP	Meetings attended
	Exclusion from attendance

	Policy Committee	Strategic Financial Management Committee	Audit Committee	CEO Performance Review Committee	Ocean Reef Marina Committee	Joondalup Performing Arts & Cultural Facility Steering Committee	Capital Works Committee	Art Collection and Advisory Committee	Office Development Committee
	4	4	3	4	2	2	8	3	7
	4	4	2	4	2	NM	8	2	7
	-	-	1 x Apology	-	-	-	-	1 x Apology	-
	NM	4	1 (of 1)	4	2	2	NM	2	NM 1 x Obs
	-	-	-	-	-	-	-	1 x Apology	-
	3	NM	2 (of 2)	NM	2	NM	8	NM	NM
	1 x Apology	-	-	-	-	-	-	-	-
	NM	4	3	2	1 (of 1) 1 x Obs	2	2 (of 3) 1 x Deputy	NM	7
	-	-	-	2 x LOA	-	-	1 x LOA	-	-
	2	NM	NM	NM 2 x Deputy	1 (of 1)	2	4 (of 5) 1 x Deputy	3	5
	2 x Apology	-	-	-	-	-	1 x Apology	-	1 x LOA 1 x Apology
	NM	4	3	4	2	NM	5	NM	NM
	-	-	-	-	-	-	1 x LOA 2 x Apology	-	-
	3	NM	NM	NM	NM	2	NM 2 x Obs 1 x Deputy	3	6
	1 x LOA	-	-	-	-	-	-	-	1 x LOA
	3 (of 3)	1 (of 1) 2 x Deputy	2 (of 2)	4	NM 1 x Deputy	1	NM 3 x Deputy 1 x Obs	2	NM
	-	-	-	-	-	1 x LOA	-	1 x LOA	-
	Nil (of 1)	Nil (of 3)	Nil (of 1)	NM	1	NM	2	NM	NM
	1 x Apology	1 x LOA 2 x Apology	1 x Apology	-	1 x Apology	-	1 x LOA 5 x Apology	-	-
	1 (of 1) 1 x Obs	3 (of 3) 1 x Obs	3	1 (of 1)	NM	NM	7	NM	NM
	-	-	-	-	-	-	1 x LOA	-	1 x Obs
	3 (of 3) 1 x Obs	1 (of 1) 1 x Deputy 1 x Obs	NM 1 x Obs	3 (of 3)	2	1	NM 1 x Deputy 4 x Obs	2	NM 1 x Obs
		-	-	-	-	1 x Apology	-	1 x Apology	-
	NM 1 x Deputy	3	NM	3	1 (of 1)	2	NM	3	NM
	-	1 x Apology	-	1 x Apology	-	-	-	-	-
	3	NM 1 x Deputy	2	NM 1 x Deputy	1 (of 1)	NM	8	NM	NM
	1 x Apology	-	1 x LOA	-	-	-	-	-	-



City of
Joondalup

T: 08 9400 4000

F: 08 9300 1383

Boas Avenue Joondalup WA 6027

PO Box 21 Joondalup WA 6919

joondalup.wa.gov.au

Connect with the City



This document is available in alternate formats upon request.

