




City of Joondalup  
Annual Report 2011 – 2012





# Contents

Mayor's Message	2
Chief Executive Officer's Message	4
Vision and Mission	6
Your Council	6
Organisational Structure	7
Sustainability Reporting	8
Global Reporting Initiative Indicators Glossary	8
Key Focus Area 1 Leadership and Governance	10
Key Focus Area 2 The Natural Environment	18
Key Focus Area 3 Economic Prosperity and Growth	26
Key Focus Area 4 The Built Environment	32
Key Focus Area 5 Community Wellbeing	40
Statutory Reports	54
Financial Indicators	58
Financial Statements	60
Elected Members Attendance	70



# Mayor's Message

As the second largest local government authority in WA by population, the City of Joondalup is responsible for delivering more than 150 services and programs to over 152,000 residents.

This highlights the important role local government plays in the daily lives of residents as the closest tier of government to the community.

In 2011-2012, the City continued its commitment to enhancing the social, economic, environmental and cultural wellbeing of its residents.

As a vibrant and progressive local government, the City has enjoyed success on the national and international stage in recent times for its innovative and successful services and programs.

The City was recognised over hundreds of cities from more than 50 countries worldwide to be named the World's Most Liveable City of 2011 at the United Nations endorsed annual International Awards for Liveable Communities (LivCom) in its population category of 150,001 to 400,000.

The City was acknowledged for having a connected and engaged community that enjoyed a range of healthy lifestyle opportunities and many innovative services and facilities.

With a beautiful 17km coastline, numerous natural bushland reserves and lakes, and hundreds of parks and public open space all in a modern urban setting, it is easy to understand why Joondalup is being recognised for its healthy lifestyle opportunities and acknowledged as an attractive destination for residents and visitors to Perth.

As this 2011-2012 annual report highlights, the City won numerous accolades for a range of services and initiatives that prove Joondalup is a leader in the local government sector in terms of service delivery to its community.

Other major awards the City won in the past 12 months include the Excellence in Overall Environmental Management at the United Nations Association of Australia World Environment Day Awards, the WA Water Awards Waterwise Council accolade, and several local government awards for child safety and road safety initiatives.

This recognition demonstrates the City's commitment to enhancing its community and using innovative programs to pursue good environmental and social outcomes for local residents.

The City's impressive calendar of events again proved popular in 2011-2012 as the Music in the Park concert series, Little Feet Festival, Valentine's Concert, Joondalup Festival and the many other cultural and performing arts programs all registered record attendances by the local community.

These outstanding free events highlight the City's dedication to providing family-friendly entertainment for residents in their local suburbs.

The Joondalup Council welcomed Sam Thomas and Teresa Ritchie as new Councillors in the 2011 Local Government elections as Councillors Tom McLean, Geoff Amphlett, Mike Norman and Brian Corr were re-elected for another four years.

Interestingly, all Elected Members who sought re-election were returned, which is a strong vote of confidence in the Council and the leadership we have collectively demonstrated in recent times.

The Council continues to successfully represent the local community and ensure that their aspirations and hopes for the future are realised.

There are exciting challenges ahead as the City continues to attract investment, increase economic development opportunities and undertake significant projects that will play a vital role in ensuring

Joondalup remains a liveable City that reaches its potential as the CBD for the North West region of Perth.

I would like to thank my fellow Elected Members for their leadership and vision as we continue to provide a shared vision for the City's future, which I believe is one of exciting possibilities.

On behalf of Council I also extend thanks to those in our community who have, over the past 12 months, contributed so much of their time, expertise and energy in helping to make Joondalup become internationally recognised as one of the most desirable places to live, work and visit in Perth.

**Troy Pickard  
Mayor**



## CEO's message

During 2011-2012, the City received national and international recognition for providing an innovative range of services, programs, facilities and healthy sustainable lifestyle opportunities for its local residents.

Being a sustainable City remains a key goal, and this annual report provides a summary of what has been achieved in important areas such as leadership and governance, the natural environment, economic prosperity, the built environment and community wellbeing.

The City won a number of awards during the year for a variety of achievements that highlight its reputation as a leader and a benchmark in the local government sector.

The 2011-2012 budget enabled the City to meet the ongoing challenge of rising costs of maintaining and upgrading existing services, facilities and infrastructure for a population of just over 152,000.

The City delivers more than 150 services to its community including maintaining the beautiful parks, playgrounds, natural areas and coastline, providing a varied program of cultural events and family-friendly fun activities, libraries, recreation centres, security patrols, waste

collection and recycling, graffiti removal and child health immunisation clinics.

Meeting the needs and expectations of the local community is a top priority for the City and balancing these with the need to plan for the future growth and development of the region has been a focus in the past 12 months.

The City received several development applications in 2011-2012 that will significantly contribute to the ongoing growth and development of the Joondalup City Centre.

Approval of development applications for Edith Cowan University (ECU), Lakeside Joondalup Shopping City, Joondalup Health Campus and the College of Electrical Training will result in new multi-storey buildings and increased infrastructure in the City Centre.

Joondalup has undergone a remarkable transformation in recent years and these new developments will increase employment opportunities and services and further enhance the City Centre as a self-sufficient regional commercial, retail, cultural, civic and entertainment CBD of the North West corridor of Perth.

These exciting projects and developments that are either under construction or approved by the Council highlight the significant growth and investment occurring in the region.

In the past 12 months, the City has worked closely with the local business community and key stakeholders to foster and improve economic growth and development opportunities in Joondalup.

The City held several business forums that focussed on creating a *Vision for Joondalup* and *Harnessing the Power of the Digital Economy*. The forums were well-received by the business community as was the City and ECU's joint Buy Local and Responding to Tenders workshop, which provided valuable information to local businesses on how to maximise their chances of winning tenders.

The City also undertook a wide-ranging survey of businesses, in conjunction with ECU, to better understand the needs and future challenges of its business community.

It was very pleasing to see the results of the annual customer satisfaction survey for 2011-2012, which measures the City's performance in delivering specific services and facilities to its community.

The majority (87.5%) of residents surveyed were satisfied with the City's performance and several services including libraries, graffiti removal, festivals and cultural events and sports and recreation facilities rated very highly with the community.

As this annual report highlights in great detail, the past 12 months was an exciting, yet challenging year in

which the City successfully balanced maintaining and enhancing its infrastructure with undertaking new projects and providing excellent service delivery. Most importantly the City continues to be financially responsible by planning for a sustainable future.

Finally, I would like to thank and recognise the continued efforts and leadership of the Joondalup Council Elected Members and City staff for their commitment to delivering excellent customer service and positive outcomes for local ratepayers and residents.

**Garry Hunt**  
**Chief Executive Officer**

# Vision & Mission

The City of Joondalup's Strategic Plan 2008-2011 provides the highest level of direction for the City. It is an overarching framework that aims to achieve better leadership and decision making with greater community participation.

The Vision and Mission of the City are:

## Vision

To be a sustainable City that is committed to service delivery excellence and operates under the principles of good governance.

## Mission

To undertake all our activities with the endeavour of meeting community expectations and achieving sustainable lifestyles.

The Plan is structured into five Key Focus Areas that provide strategic direction to enable the City to achieve the Vision.

The City's Key Focus Areas are:

- Leadership and Governance
- The Natural Environment
- Economic Prosperity and Growth
- The Built Environment
- Community Wellbeing.

Each Key Focus Area is considered throughout this annual report.

# Your Council

MAYOR  
City of Joondalup



Troy Pickard

NORTH WARD

Joondalup Burns Beach Connolly Currabmine Kinross Iluka



Cr Kerry Hollywood

kerry.hollywood@joondalup.wa.gov.au

Term Expires: October 2013



Cr Tom McLean JP

tom.mclean@joondalup.wa.gov.au

Term Expires: October 2015

NORTH CENTRAL WARD

Ocean Reef Heathridge Mullaloo Edgewater



Cr Philippa Taylor

philippa.taylor@joondalup.wa.gov.au

Term Expires: October 2013



Cr Sam Thomas

sam.thomas@joondalup.wa.gov.au

Term Expires: October 2015

SOUTH WARD

Warwick Duncraig Marmion



Cr Russ Fishwick JP

russ.fishwick@joondalup.wa.gov.au

Term Expires: October 2013



Cr Teresa Ritchie

teresa.ritchie@joondalup.wa.gov.au

Term Expires: October 2015

SOUTH EAST WARD

Kingsley Greenwood



Cr John Chester  
Deputy Mayor

john.chester@joondalup.wa.gov.au

Term Expires: October 2013



Cr Brian Corr

brian.corr@joondalup.wa.gov.au

Term Expires: October 2015

CENTRAL WARD

Kallaroo Craigie Beldon Woodvale



Cr Liam Gobbert

liam.gobbert@joondalup.wa.gov.au

Term Expires: October 2013



Cr Geoff Amphlett JP

geoff.amphlett@joondalup.wa.gov.au

Term Expires: October 2015

SOUTH WEST WARD

Padbury Hillarays Sorrento



Cr Christine Hamilton-Prime

christine.hamilton-prime@joondalup.wa.gov.au

Term Expires: October 2013



Cr Mike Norman

mike.norman@joondalup.wa.gov.au

Term Expires: October 2015



# Organisational Structure



# Sustainability Reporting

The City is committed to sustainable development and has adopted the following definition of sustainability.

Meeting the needs of current and future generations through the integration of environmental protection, social advancement, and economic prosperity

The City applies this definition to the planning and management of its infrastructure and resources and uses a number of indicators to assess the overall sustainability of the City and to influence planning and service decisions.

This is the fourth year that the City has included the Global Reporting Initiative (GRI) in the annual report. The GRI is a comprehensive, best practice sustainability reporting framework that establishes guidelines, principles and indicators for organisations to measure and report against their economic, environmental and social performance.

The 2011-2012 City of Joondalup annual report does not include the GRI in its entirety. The City has chosen indicators that are supported by adequate qualitative and quantitative information, and that will provide the community and key stakeholders with information on progress towards sustainable development.

The City has a responsibility to the community and key stakeholders to be transparent across all operations and activities and to lead by example, and therefore has chosen to include the GRI into the annual report for the fourth year.

Sustainability reporting will continue to be enhanced in future annual reports and will continue to be seen as part of the City's core business.



GRI Indicator Ref	GRI Indicator Description	Annual report Data Description	Page No
PR5	Practices related to customer satisfaction, including results of surveys measuring customer satisfaction	% Community Satisfaction Rating	14
EN3	Direct energy consumption by primary energy source	Annual Corporate Energy Consumption	23
EN8	Total water withdrawal by source	Annual Corporate Scheme Water Consumption	21
EN8		Annual Corporate Groundwater Consumption	21
EN12	Description of significant impacts of activities, products, and services on biodiversity in protected areas and areas of high biodiversity value outside protected areas.	Density of Priority Weeds	22
EN12		Waste Present Within Natural Areas Reserves	22
EN16	Total direct and indirect greenhouse gas emissions by weight	Corporate Greenhouse Gas Emissions	24
EN22	Total weight of waste by type and disposal method	Total Waste Diverted from Landfill (Tonnes)	25
EN22		Total Waste Diverted from Landfill (Percentage)	25
EC8	Development and impact of infrastructure investments and services provided primarily for public benefit through commercial, in-kind or pro bono engagement	Number of Business Forums and attendance	27
EC8		Value of Planning Applications – City Centre	29
EC8		Value of Building Applications – City Centre	29
EC8		Value of Planning Applications – Whole of City	33
EC8		Value of Building Applications – Whole of City	34
SO1	Nature, scope and effectiveness of any programs and practices that assess and manage the impacts of operations on communities, including entering, operating and exiting.	The extent to which the City consults the community about local issues	12
SO1		Number of Graffiti Removal Requests	51
SO1		Top Incident Types Reported to City Watch	52
SO1		Number of Children Immunised	53
SO1		Number of Immunisation Clinics	53
EC1	Direct economic value generated and distributed, including revenues, operating costs, employee compensation, donations, and other community investments, retained earnings, and payments to capital providers and governments.	Dollar Value of Events Sponsored by the City (excluding Community Funding)	30
EC1		Total Value of Community Funding Program	43
EC1		Total Revenue	
EC1		Financial Statements	

For further information on the Global Reporting Initiative (GRI) visit [www.globalreporting.org](http://www.globalreporting.org)

# KEY FOCUS

## Area 1

### Leadership and Governance



#### Awards

During 2011-2012 the City won a number of awards in recognition of its achievements including:

- 2011 Liveable Communities (Livcom) Award – Whole of City;
- 2011 Liveable Communities (Livcom) Award – Silver Award for the Beach Management Plan in the Category of Socio-Economic Projects;
- United Nations World Environment Day Awards – Excellence in Overall Environmental Management;
- WA Water Awards – Waterwise Council;
- WA Heritage Awards – Outstanding Heritage Practices by a Local Government for the Yellagonga Interpretive Signage;
- Local Government Road Safety Award; and
- Constable Care Child Safety Award.

#### Communication

The City produced a wide range of materials to inform residents, stakeholders and the community about services and events within the City. These included:

#### The annual report 2010-2011;

- **City News** – an eight page newsletter distributed to residents in July 2011, October 2011, December 2011 and March 2012;
- **Joondalup Voice** – a fortnightly full page advertisement published in the Joondalup Weekender newspaper, distributed to households and businesses;

- **What's On** – a full page advertisement published on a monthly basis in the Joondalup Weekender newspaper and distributed to households and businesses;
- **Explore Joondalup** – a 48 page booklet distributed to residents in November 2011; and
- The **2012 Joondalup Festival lift-out** featured in The West Australian Newspaper on 23 March 2012, promoting the 2012 Joondalup Festival and the region.

#### Community Radio

As part of the City's sponsorship of Twin Cities FM, City staff promoted specific programs and events in weekly radio interviews. These 20 minute interviews allowed the City to communicate upcoming activities to a local audience which included the Joondalup Festival and other cultural events, Leisure Centre programs, Year of Reading and Library events, road safety initiatives, school parking, and the graffiti removal service.

#### Website Features

The City's website continues to be developed as a significant information source for the community. The website contains a variety of search functions as well as online forms, online payments and interactive virtual tours.

New features in 2011-2012 included:

- A range of online surveys to increase the number of community consultation options for residents; and

- The development and publishing of the Y-Lounge website and newsletter aimed at young people within the region.

### Electronic Communication

The City continued to provide a range of e-newsletters to local residents during 2011-2012, including Joondalup Voice Online, Joondalup Business Online, Joondalup Library Online, Joondalup Leisure Online, Arts in Focus Online, Clubs in Focus Online, Joondalup Job Notices Online, Joondalup Tender Alerts Online, School Connections and the Y-Lounge Newsletter. Readers can subscribe to these e-newsletters at [joondalup.wa.gov.au](http://joondalup.wa.gov.au)

### Community Consultation and Engagement

The City conducts community consultation to gain the views of residents and key stakeholders on projects, issues and policies, and to inform the planning of future strategic initiatives affecting the community. Consultation was conducted on a number of major projects during 2011-2012 including:

- **Percy Doyle Reserve Master Planning** – the views of residents, facility user groups and community groups were requested on the proposed redevelopment of Percy Doyle Reserve in Duncraig. Participants were asked how they currently use facilities and public open spaces within the reserve and their level of support for a range of proposed uses and development options in the future. The results will inform the development of a draft concept design for the reserve.
- **Walking and cycling in the City of Joondalup** – residents were consulted on their current use of recreational pathway and transport routes, and were invited to make suggestions for improvements to encourage walking and cycling within the community. The results of the consultation will be used to develop a Walkability Plan in 2012-2013.
- **Broadbeach and Flinders Parks, Hillarys** – residents and facility users were consulted on their current use of Broadbeach and Flinders Parks in Hillarys and priorities for the development of the Parks in the future. The results will inform the future capital works and operational program over the next 5-10 years.
- **A Vision for Joondalup Business Forum** – a facilitated session was conducted with attendees of the Business Forum. The aim was to capture the ideas of the participants and to develop a combined vision for Joondalup as a thriving centre, attracting commerce, business and investment. The ideas and vision from this session were collated and used to inform the development of the draft Strategic Community Plan 2012-2022. This facilitated session followed a keynote address by the Hon Richard Court AC, former Premier of Western Australia, on his perspective of the WA economy and potential future for Joondalup and presentations from key state agencies and commercial enterprises on their contribution to the Joondalup business sector.
- **Shaping our Future Initiative** – was launched to gain community and stakeholder input into the development of the City's Strategic Community Plan 2012-2022. Phase One of the initiative included a survey which was available online, in the City's Libraries, Customer Service and Leisure Centres and included listening booths in shopping centres. In addition, three Stakeholder Roundtable Sessions were held in Connolly, Padbury and Warwick in April and May 2012. Discussions at these sessions focussed on a future vision for the City of Joondalup. Further consultation will be undertaken on the new Draft Strategic Community Plan 2012-2022 when it is finalised in early 2012-2013.





A Work Plan for the Community Reference Group has been developed, and members of the community will be invited to submit an expression of interest to become members of the Reference Group.

The indicator below highlights the percentage satisfaction with the City's consultation in 2011-2012.

Global Reporting Indicator SO1	2011-2012 Measure
The extent to which the City consults the community about local issues	71.3%

### Customer Satisfaction Survey

The City conducted its Customer Satisfaction Survey in May/June 2012. The survey is conducted annually to measure the level of overall satisfaction with the City and its performance in delivering specific services and facilities. Selected by random sampling, 603 respondents from within the City were interviewed by telephone, and were asked a series of questions relating to overall satisfaction and satisfaction with specific services and facilities provided by the City. Care was taken to ensure that the sample was representative of the City's demographic profile in terms of age, gender and location.

A separate survey was conducted of residents who had used the City's Building and Planning Services over the previous 12 months to determine how satisfied they were with the service provided to them.

Other projects that the City consulted on included:

- The Positive Ageing Plan;
- Access and Inclusion Plan;
- Tamala Park Conservation Establishment Plan;
- Kingsley Park Landscape Master Plan;
- Metropolitan Local Government Reform;
- Planning Policy amendments;
- Prince Regent Park, Joondalup;
- Moolanda Park, Kingsley;
- Iluka Open Space;
- Hillarys Boat Harbour Boundary Proposal;
- The City's Water Plan; and
- Parking Scheme amendments.

A Community Engagement Network was also established which will be used to engage active community members on an ongoing basis about future strategic initiatives within the City. There are currently 84 network members.

### Strategic Community Reference Group

As part of the City's commitment to effective community engagement and its desire to foster relationships with the community, the Council, at its meeting held on 26 June 2012, endorsed the establishment of a Strategic Community Reference Group to provide advice and assistance to the Council on:

- Matters of significant community interest; and
- Strategic initiatives.

The table below provides the full results and comparisons with the results of the previous two years.

Service	2009/10	2010/11	2011/12
Overall Satisfaction	82.6%	84.1%	87.5%
Satisfaction with services provided	89.2%	92%	92.7%
Value for money from rates	63.4%	66.1%	66.8%
Libraries	92.3%	95.1%	97.2%
Festivals	88.3%	93.1%	89.8%
Sport and recreation	90.2%	95.6%	94.2%
Mobile security patrols	70.4%	66.7%	71.1%
Graffiti removal	82.1%	92.1%	89.8%
Ranger services	77.8%	78.3%	85.0%
Weekly rubbish collection	97%	98.5%	97.4%
Fortnightly recycling	92%	89.9%	91.4%
Parks and Public Open Space	91.7%	90.8%	93.0%
Street appearance	83.5%	83.4%	88.0%
Planning	85.1%	95.2%	84.1%
Building	87%	94.7%	84.1%
Local traffic	79.5%	73.5%	81.8%
Parking	54.4%	N/A	N/A
Parking City Centre	Not measured	45.5%	55.0%
Parking Residential Areas	Not measured	76.8%	83.9%
Parking Near Schools & Stations	Not measured	43.2%	42.7%
Community consultation*	74.8%	67.4%	71.3%
City information**	78.3%	72.9%	76.0%
Understand community needs	72.6%	68.8%	74.5%

\* The extent to which the City consults with the community about local issues

\*\* The extent to which the City informs the community about local issues



The City demonstrated its appreciation to volunteers by holding a number of civic receptions and dinners to recognise the contribution of community groups, sporting clubs, conservation volunteers, seniors groups and many other volunteer groups and individuals who assist in creating a diverse, vibrant and sustainable community within the City.

VIP functions were held to recognise the valuable contribution sponsors and key stakeholders play in supporting City events and cultural programs, which include the Valentine's Concert, Joondalup Festival, Community Art Award and the Invitation Art Award.

Relationships with the State Government were strengthened during the year with meetings of both State Government Cabinet and Shadow Cabinet being held in Joondalup. Shadow Cabinet met in Joondalup during March, and the Premier of Western Australia, the Hon Colin Barnett MLA, and his Ministerial colleagues, held their first ever Regional Cabinet Meeting in Joondalup during June 2012. A Local Leaders Breakfast was held prior to the Cabinet Meeting which allowed City stakeholders and representatives from local businesses and schools to discuss regional issues with the Premier and his Ministers.

A major project milestone of the Ocean Reef Marina Development was achieved in February 2012 with the official signing of a Memorandum of Understanding between the City of Joondalup and the State Government.

The sample size for the Customer Satisfaction Survey produced a sampling precision of +/- 4% at the 95% confidence interval. This ensures a 95% certainty that the results obtained will be within +/-4% if a census was conducted of all households within the City of Joondalup. This percentage is in accordance with the level specified by the WA Auditor General.

### Civic and Ceremonial Functions

The City hosted a number of civic and ceremonial functions throughout the year in line with its approved calendar of civic events. These included Citizenship Ceremonies, appreciation functions and VIP functions for a range of volunteers, stakeholders and community groups.

The City conducted 11 Citizenship Ceremonies at which more than 750 Joondalup residents became Australian citizens. This included an Australia Day Citizenship Ceremony at which the Premier of Western Australia, the Hon Colin Barnett MLA, and other distinguished guests welcomed some of the City's newest Australian citizens.

Global Reporting Indicator PR5	2011-2012 Measure
% Overall Community Satisfaction Rating	87.5%



## 2011 Local Government Election

The local government election for the City of Joondalup was held on 15 October 2011 at which six positions on Council were contested. The election resulted in the election of two new candidates, being Councillor Teresa Ritchie and Councillor Sam Thomas. Councillors Tom McLean, Brian Corr, Mike Norman and Geoff Amphlett were re-elected to Council. The participation rate for the election was 23.8%, totalling 20,502 electors who cast their vote via a postal vote. The election was followed by a Special Council Meeting on 20 October to elect the Deputy Mayor, Councillor John Chester.

## Elected Members Training and Support

The City provided a comprehensive Induction Program for Elected Members during October and November. The aim of the training was to ensure Elected Members received the necessary information to perform well in their roles. The Program included an overview of:

- Local government responsibilities;
- The City's Governance Framework;
- Financial management and budgets;
- Roles, responsibilities and relationships;
- Liaison and access to information; and
- Land use planning.

In addition, City of Joondalup Elected Members joined Elected Members from other local governments in November 2011 in a forum where key stakeholders presented on matters of regional and state significance.

Elected Members also participated in conferences, programs and training courses specifically designed for professional development relating to their role and responsibilities in local government.

## New Strategic Community Plan 2012-2022

Since 2010, the City has engaged its community and stakeholders in the development of its new Strategic Community Plan 2012-2022 which will replace the existing Strategic Plan 2008-2011.

Engagement initiatives that have informed the Plan's development included:

- A Youth Forum;
- A Seniors Interests Community Forum;
- A Conservation Community Forum;
- A Vision for Joondalup Business Forum;
- Stakeholder Roundtable Sessions; and
- The Shaping our Future Initiative.

The plan will set out the community's vision, values, aspirations and priorities to drive City operations over the next 10 years.

To translate the community's vision into an operational delivery program, the City is developing a five-year Corporate Business Plan that sets out the actions and projects for completion between 2012 and 2017.

The Strategic Community Plan 2012-2022 and the Corporate Business Plan fulfil the City's legislative obligations under the *Local Government Act 1995* to adopt a plan for the Future. The plans are being developed in accordance with the Department of Local Government's Integrated Planning and Reporting Advisory Standard.

It is anticipated that the new Strategic Community Plan 2012-2022 and Corporate Business Plan will be adopted by Council in the first half of 2012-2013.

## New Integrated Planning and Reporting Framework and Guidelines

The City undertook a review process in 2011-2012 to ensure alignment with the new Integrated Planning and Reporting Framework and Guidelines for local governments in Western Australia, announced by the Department of Local Government in October 2010 as part of Local Government Reform.

The new Framework and Guidelines set out the minimum requirements for local government planning and reporting to meet best practice standards and the intent of the Local Government Act for:

- Strategic planning systems that deliver accountable and measurable linkages between community aspirations, financial capacity and practical service delivery;
- Financial planning systems that accurately demonstrate a local government's capacity to deliver services and manage assets that can sustain their communities into the future; and
- Effective asset management systems with the rigour of process and integrity of data to accurately reflect true asset management costs.

An Advisory Standard for Integrated Planning and Reporting was also released by the Department in February 2012 to assist local governments meet their integrated planning compliance requirements.



The review conducted by the City demonstrated that the City is well placed to meet the new Framework and Guidelines. Training was also conducted for City staff to ensure full compliance by the deadline of June 2013.

The City's new draft Strategic Community Plan 2012-2022 has been developed in line with the new Framework and Guidelines.

### Local Government Reform

In June 2011, the Minister for Local Government, the Hon John Castrilli MLA, announced an independent review of Perth metropolitan local government and broader governance structures.

An independent panel was appointed to examine the social, economic and environmental challenges facing metropolitan Perth and to recommend appropriate boundaries and governance models for local governments in the Perth metropolitan area.

Following the City's review of the Metropolitan Local Government Review Panel Issues Paper the City submitted its response in December 2011. This submission included:

- Information demonstrating that the City of Joondalup is an efficient, effective, open, accountable, responsive and representative local government; and
- Position statements in response to questions posed within the Issues Paper.

In April 2012 the panel released its Metropolitan Local Government Review Panel Draft Findings for comment. The City responded to each of the key findings posed which were based on the City's submission to the Metropolitan Local Government Review Panel in December 2011 and previously endorsed positions. The panel is expected to report to the Minister in 2012-2013.



## Review of Policies

In 2011-2012 a full review of the City's Policy Manual was conducted to ensure consistency and relevance. Within the period, Council adopted the following:

- A new standardised policy template;
- Minor amendments to 20 policies;
- Major amendments to five policies; and
- The revocation of two policies.

A further 11 reviewed policies were considered by the Policy Committee, and will be presented to Council for endorsement in 2012-2013.

It is anticipated that full adoption of all changes to the Policy Manual by Council will be achieved within 2012-2013.

## Local Laws Review

In accordance with its obligations under the *Local Government Act 1995* to review local laws every eight years the City commenced a review of current local laws in 2011-2012.

During this period, the following local laws were reviewed:

- *Parking Local Law 1998;*
- *Local Government and Public Property Local Law 1999; and*
- *Trading in Public Places Local Law 1999.*

These local law reviews will be progressed in 2012-2013. This will involve community consultation and final endorsement by Council.

## Joondalup Learning Precinct

The City of Joondalup is a strong supporting partner of the Joondalup Learning Precinct (JLP), comprising the three co-located education campuses of Edith Cowan University, West Coast Institute of Training and the Western Australian Police Academy.

The JLP's objective, among other things, is to ensure that precinct partners work in collaboration to:

- Contribute to the development of the region;
- Co-operate with local and international industry, business, the community and other educational institutions; and
- Develop commercial programs and activities in local and international markets.

During the year the City participated in a strategic business planning workshop for the JLP and collaborated with JLP partners to provide support for research initiatives aimed at contributing to the future development of the region. These projects included:

- Small business research;
- A buy local workshop;
- An environmentally friendly business program; and
- Partnership projects in environmental education, regional marketing and conducting cultural events.

## Jinan Sister City Relationship

The City strengthened its Sister City relationship with the Jinan Municipal People's Government in China through progress of the design for the Jinan Garden, intended to showcase Chinese scenic landscape features. The City is currently preparing a concept design for the Jinan Garden to present to Council in 2012-2013.

The City further sought opportunities to enhance relations with China for the benefit of the region through discussions with the Department of State Development.

## KEY FOCUS

# Area 2

## The Natural Environment



### United Nations Environment Day Awards 2012

Each year the United Nations Association of Australia recognises innovative environmental programs and initiatives from across Australia and the important work of Australian environmental leaders through its World Environment Day Awards Program. The City won an award in the Government – Excellence in Overall Environmental Management Category for its holistic approach to environmental management and the numerous environmental initiatives undertaken to ensure the sustainable use of natural resources, biodiversity conservation, energy and water efficiency and awareness-raising of environmental issues within the region.

### Environmental Education Program

Initiatives of the City's Environmental Education program undertaken during the year included a number of environmental themes, such as biodiversity, energy, water, waste and transport. The program incorporates a range of educational initiatives targeting schools, residents and the broader community to address key environmental issues and to encourage greater environmental stewardship by the community.

During 2011-2012 the following free environmental activities and events were undertaken:

- **Biodiversity Tours** – Throughout 2011-2012 the City conducted a number of tours which aimed to highlight the unique flora and fauna within the region. The tours included a Spring Wildflower Tour, Sun Sea and Spinifex Coastal Tour, Night Stalk Tours and Nyungar Busstucker Tours.

- **Great Gardens and Beyond Gardens Workshops** – Four workshops were held in 2011-2012 which provided the community with information regarding water-saving and sustainable gardening methods, growing bush food, fruit and vegetables at home, and designing gardens to reduce energy use within the home.
- **Clean Up Australia Day** – The City supported 42 community groups to participate in clean up activities in the City. City staff were also encouraged to participate and staff clean ups were held at the Joondalup Administration Centre and Works Operation Centre.
- **World Environment Day** – In 2010-2011 the City launched the From Bush to Beach: Discovering My Local Environment Photography Competition to celebrate World Environment Day and recognise the photographic talent of young adults in the City of Joondalup. The competition was conducted again in 2011-2012 and was open to 12 – 17 year olds living or attending school in the City of Joondalup. The competition encouraged young adults to explore their local, natural environment and take photographs that had meaning to them. The City received a large number of high quality entries on a diverse range of topics. The City plans to make the competition an annual event.

## Biodiversity

### Yellagonga Integrated Catchment Management Plan

The City developed the Yellagonga Integrated Catchment Management Plan in partnership with key stakeholders to manage and improve the health of the Yellagonga Wetlands and surrounding areas.

During the year the City undertook a number of projects from the plan including water quality monitoring, research, and scientific investigations to establish the extent of flora and fauna populations within the area.

The Yellagonga Community Awareness Program is also a key initiative of the Yellagonga Integrated Catchment Management Plan. The program aims to raise the awareness of environmental issues within the catchment area by developing education initiatives, targeting local residents, local schools and the broader community.

In 2011-2012 the following initiatives were implemented:

- Development of What Happens if I Feed Wild Birds Brochure and Poster;
- Ecology school tours and excursions to Lake Joondalup;
- Development of The Oblong Turtle of Yellagonga Regional Park - Protecting Wildlife Brochure; and
- Development and installation of Yellagonga Interpretive Signage at Picnic Cove, Edgewater to provide visitors with information on the key fauna species of the area and the threats to wetland ecology at Lake Joondalup.



## Land

### Landscape Master Plan 2009-2019 – Eco-zoning and Hydro-zoning in Parks

Eco-zoning and hydro-zoning works to reduce water consumption within turf and natural areas were completed in 2011-2012 in Marri Park, Duncraig, and Ellersdale Park, Warwick. Landscape Master Planning works commenced in Kingsley Park, Kingsley and will be completed in 2012-2013.

### Bike Plan 2009-2014

The aim of the City's Bike Plan is to promote cycling within the City of Joondalup. Actions undertaken during 2011-2012 in accordance with the City's Bike Plan included:

- Construction of a new shared path on the southern side of Burns Beach Road from Connolly Drive to Sunlander Drive, Currabine;
- Construction of a new recreational shared path along Lakeway Drive, Kingsley, to complete the circuit around Lake Goollelal;
- Construction of a new shared path on the eastern side of Marmion Avenue from Hobsons Gate to Ocean Gate Parade, Currabine;

- Construction of a new shared path from Hillarys Marina to Ern Halliday Recreation Centre; and
- The installation of bicycle parking and end of trip facilities at various locations throughout the City of Joondalup.

A Share the Path Campaign was developed and implemented to raise awareness of the safe use of the City's dual use paths. The campaign included posters which were provided to local businesses, information published on the City's website, and advertising at key coastal locations. A review of the City's Travelsmart North Map was also undertaken during the quarter. Printing of the new map was completed and maps were distributed to all City Libraries, Community Centres and Customer Service Centres.

## City of Joondalup Natural Areas Management Plans

In 2011-2012 the following draft Natural Areas Management Plans were commenced and will be completed in 2012-2013:

- Lilburne Park, Duncraig;
- Central Park, Joondalup; and
- Pathogen Management Plan.

Natural Areas Management Plans assist in future planning and prioritising maintenance schedules and capital works programs. Management Plans also provide guidance to Friends' Groups operating within the City's natural areas. A consistent and co-ordinated approach to the management of natural areas is required to ensure that the biodiversity values of the City's natural environment are protected into the future.

## Coastal Foreshore Management Plan

A review of the City's existing Coastal Foreshore Management Plan was undertaken during 2011-2012 to inform the development of a revised draft Coastal Foreshore Management Plan. This updated plan is required to ensure that the coastal natural areas are managed and maintain their environmental values into the future. The draft Coastal Foreshore Management Plan will be finalised in 2012-2013.

## City Water Plan

The City of Joondalup recognises the importance of the sustainable use of water within its operations and facilities, and the need to promote water conservation and water efficiency within the community in a drying climate.

The City has demonstrated its commitment to sustainable water management through the implementation of a number of water management initiatives including participation in the ICLEI Water Campaign and the Waterwise Council Program.

The City Water Plan 2012-2015 was developed to provide strategic direction for the delivery of water conservation and water quality improvement initiatives within the City. The plan presents key projects to be implemented, in a staged approach between 2012 and 2015, to achieve the improvements in water conservation and water quality within the City's operations and the community.

## International Council for Local Environmental Initiatives (ICLEI) Water Campaign

In 2011-2012 the City achieved Milestone Five - Community and Corporate for the ICLEI Water Campaign Program, demonstrating the City's commitment to assisting the community reduce water consumption as well as reducing water use within the City's own operations.

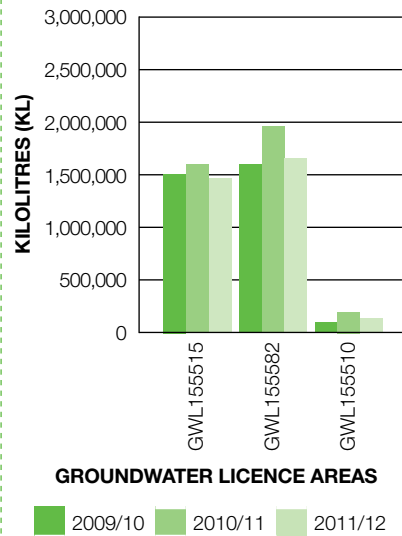
A reduction of over 211,020 kilolitres of water used by the community since the 2007-2008 financial year has been achieved. This reduction can be attributed in part to the implementation of community education programs such as Living Smart, Great Gardens, Switch Your Thinking and the City's Environmental Education Program. Active promotion of the importance of sustainable water usage to local residents and the wider community through the comprehensive Environmental Education Program has demonstrated the City's ongoing commitment to sustainable water management.

A reduction in water consumption was also achieved by improving water efficiency within City buildings and facilities and through upgrading park design, landscaping and irrigation to reduce the amount of groundwater used.

Milestone five, the final milestone of the Water Campaign™ Program, was achieved through:

- A reduction of corporate water consumption by 13% (576,350 kL) based on 2007-2008 baseline levels, as compared to 2010-2011;
- A reduction of community water consumption by 7% (1,055,422 kL) based on 2007-2008 baseline levels, as compared to 2010-2011;
- Implementation of corporate water quality actions, totalling 55 points from the Water Campaign™ action cards, since 2007-2008; and
- Implementation of community water quality actions, totalling 50 points from the Water Campaign™ action cards since 2007-2008.

### Groundwater Consumption



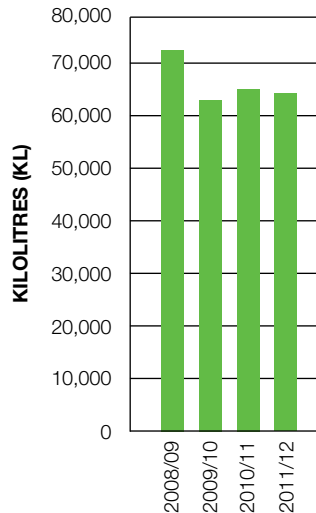
The City was also recognised for its innovative and sustainable approach to the management of water resources by winning the Waterwise Council category at the 2011 Western Australian Water Awards.

### Ground Water Monitoring Program

The graph above represents the cumulative groundwater consumption for the past three financial years for the City's three groundwater licence areas. This reduction has been achieved through extensive monitoring and reporting programs, hydro-zoning, eco-zoning, irrigation retrofits and a range of programs designed to raise awareness of the need to conserve water.

Global Reporting Indicator EN8	2011-2012 Measure
Total Groundwater Consumption	3,311,746kL

### Corporate Scheme Water Consumption

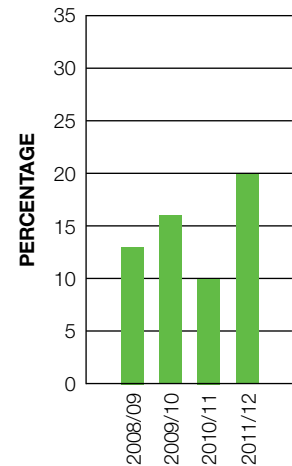


### Corporate Scheme Water Consumption

This graph represents the City's annual scheme water consumption. Overall the City's use of scheme water shows a slight increase in 2011-2012. This increase is attributed to a higher usage in City facilities. Following investigation, remedial works have been undertaken to associated infrastructure to ensure greater water efficiency is gained.

Global Reporting Indicator EN8	2011-2012 Measure
Corporate Scheme Water Consumption	65,786 kL

### Density of Priority Environmental Weeds



### Density of Priority Environmental Weeds

The City measures biodiversity through the density of environmental weeds. This is recorded on three transects (a line along which environmental data is collected), with 10 of the City's reserves being assessed on an annual basis. The graph above shows the density of priority environmental weeds. The increase in 2011-2012 is attributed to the early and prolonged rainfall in spring 2011 which increased the longevity of winter weeds and enabled a second flowering and seeding cycle. This second flowering, late in the season, is a rare occurrence.

Global Reporting Indicator EN12	2011-2012 Measure
Density of Priority Environmental Weeds	20%



The City is undertaking the following initiatives to manage weed growth in its parks and reserves in 2012-2013:

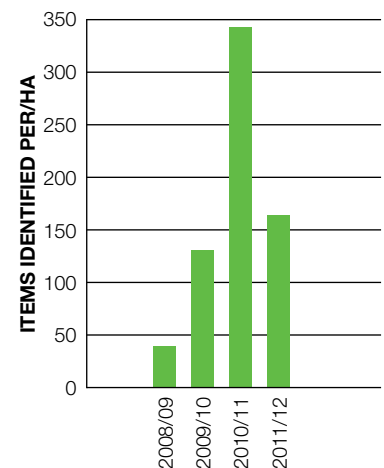
- The commencement of a Weed Management Plan to control weeds within City natural areas in a co-ordinated and holistic manner;
- The commencement of a program of Natural Areas Management Plans for identified parks and reserves which, once completed, will inform operational works and weed management;
- Additional weed spraying works; and
- The commencement of a Weed Spraying Review in 2012-2013.

### Think Green - Energy Program

The City has worked with the community to reduce energy and greenhouse gas emissions for over a decade and has established a number of community based education programs that focus on reducing energy consumption and improving energy efficiency.

The City developed the Think Green – Energy Program in 2011-2012 to facilitate community education on climate change, renewable energy technology and energy efficiency. Through the publication of educational brochures, fact sheets and information on the City’s website, the City aimed to raise community awareness of the need to reduce energy and water consumption in the home and move towards a cleaner energy future.

### Waste Present Within Natural Areas



### Waste Present Within Natural Areas

This indicator measures the amount of waste material that is present within natural areas, with data being collected on an annual basis from ten of the City’s natural areas. The decrease in 2011-2012 can be attributed to targeted collections being conducted by natural areas staff while completing other works in natural area reserves.

Global Reporting Indicator EN12	2011-2012 Measure
Waste Present within Natural Area	158 items per ha





The City also held a series of community workshops aimed at encouraging energy efficiency through renovations and retrofits of the home, as well as through behavioural changes in the way that people use energy within the home.

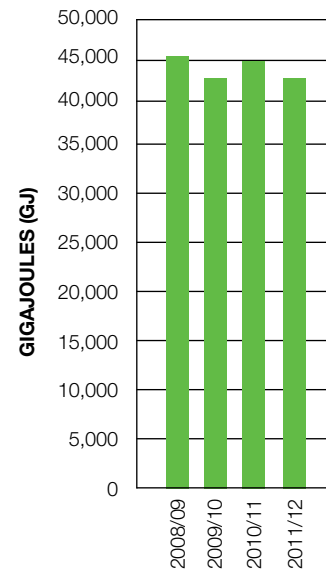
The program also encouraged the community to be proactive and engage in monitoring energy use within the home. Resources to facilitate this, including portable power meter kits, were made available for free loan from the City's Libraries.

### Renewable Energy Program

The City has invested in clean, renewable energy to reduce greenhouse gas emissions through the installation of solar photovoltaic (PV) systems on ten City buildings in 2011-2012 as part of the Renewable Energy Program.

Power generated from these systems is used within the facilities and excess power is fed into the electricity network to be used by neighbouring homes and buildings. Screens have been installed at six of these facilities that will display live tracking of energy production. This live data will also be available on the City's website in 2012-2013.

Corporate Energy Consumption



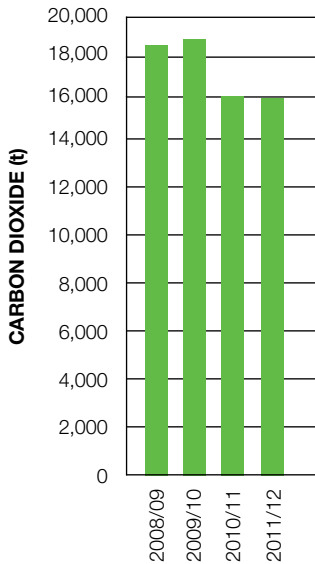
### Corporate Energy Consumption

The graph above represents the City's annual energy consumption. Corporate energy consumption is measured across all City buildings and has remained consistent over the last three years. Energy efficient lighting has been installed in a number of City buildings and all new buildings and refurbishments of existing buildings are fitted with energy efficient fixtures where possible.

The City will continue to monitor the energy use of its buildings and investigate opportunities to enhance energy efficiency.

Global Reporting Indicator EN3	2011-2012 Measure
Corporate Energy Consumption	47,003 GJ

**Corporate Greenhouse Gas Emissions**



**Corporate Greenhouse Gas Emissions**

The graph above represents the City's annual greenhouse gas emissions, which includes the City's fleet, facilities and general operations.

<b>Global Reporting Indicator EN16</b>	<b>2011-2012 Measure</b>
Corporate Greenhouse Gas Emissions	17,107 tonnes of CO <sup>2</sup>

**Carbon Offset for City's Fleet**

The City continued to offset greenhouse gas emissions from the City's fleet by estimating emissions and purchasing carbon offsets on an annual basis. The greenhouse gas emissions for the City's fleet for the previous year were estimated at 1,272 tonnes and carbon offsets were purchased in 2011-2012.



**Recycling, Resource Recovery and Waste**

In accordance with the City's Strategic Waste Minimisation Plan 2012-2014, the City has continued to implement strategies and projects that aim to:

- Reduce the creation of waste;
- Dispose of waste sustainably; and
- Efficiently manage the recovery of waste.

The overall waste diversion from landfill increased in 2011-2012, although at a slower rate than in previous years. The City achieved a 47% diversion from landfill, just falling short of the target of 50%. This was due to a number of factors, however, the fall in the market for recycled glass from the Wangara Materials Recovery Facility (recycling sorting plant) was the major contributing factor.

Major achievements in recycling and waste for 2011-2012 included:

- Consistent performance by the Mindarie Regional Council's composting plant, producing over 22,000 tonnes of compost from the contents of the green lid domestic bins;
- Improved recycling of green waste from the bulk collection;
- School education programs on recycling and recovery of resources;
- The delivery of the Earth Carers Courses, conducted by the Mindarie Regional Council with assistance from the City. This has continued to raise community awareness on waste management issues; and



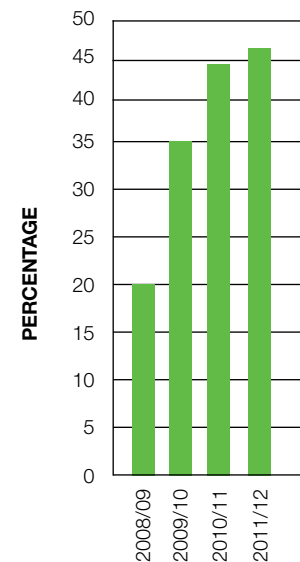
- Continued high recovery rates from the Wangara Materials Recovery Facility, including a variety of packaged goods for re-use.

The City will continue to focus on increasing the diversion rates of bulk waste from landfill, including electronic waste items, and improved outcomes for the re-use of recycled glass.

### Total Waste Diverted from Landfill

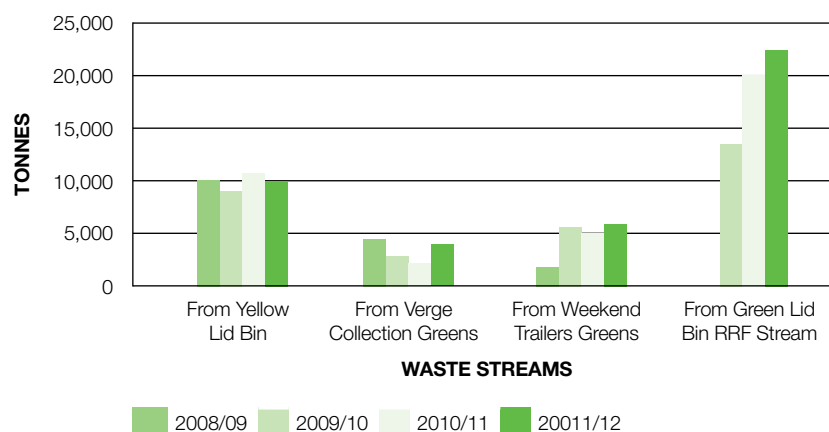
Global Reporting Indicator EN22	2011-2012 Measure
Total Waste Diverted from Landfill (Tonnes)	42,976 tonnes

### Total Waste Diverted from Landfill (%)



Global Reporting Indicator EN22	2011-2012 Measure
Total Waste Diverted from Landfill (Percentage)	47%

### Total Waste Diverted from Landfill by Tonnes



## KEY FOCUS

# Area 3

## Economic Prosperity and Growth

### Economic Development Plan

The City reviewed its Economic Development Plan 2007-2011 during the year in preparation for the development of a new Economic Development Plan. The draft Economic Development Plan will be completed in 2012-2013 following Council endorsement of the Strategic Community Plan 2012-2022.

### Business Forums

The City held the following Business Forums in 2011-2012:

#### A Vision for Joondalup

The Business Forum, *A Vision for Joondalup*, was held on 26 September 2011. The Hon Richard Court AC, former Premier of Western Australia, provided the keynote address outlining his perspective on the West Australian economy and opportunities for Joondalup to take advantage of future growth opportunities.

The forum brought together key stakeholders from Joondalup to identify the contributions they make to the current business and commercial activity within Joondalup, and to develop a joint vision for Joondalup. Representatives from the following agencies provided short presentations on their contribution to Joondalup:

- City of Joondalup;
- Department of Planning;
- Department of Housing;
- Edith Cowan University;

- Joondalup Health Campus;
- LandCorp;
- Lend Lease;
- Western Australia Police; and
- West Coast Institute of Training.

Following the presentations, a facilitator assisted the group to develop a combined vision for Joondalup as a thriving centre, attracting commerce, business and investment.

#### Harnessing the Power of the Digital Economy

Over 80 delegates attended the Business Forum held by the City on 22 June 2012. Digital futures specialist, the Hon David Bartlett, Director of Explor Consulting and former Premier of Tasmania, gave an insight into the future opportunities from the growth of the digital economy.

Mr Jim Wyatt, General Manager for the Digital Economy from the Department of Commerce, also presented on the future opportunities for business within Joondalup and the northern corridor.

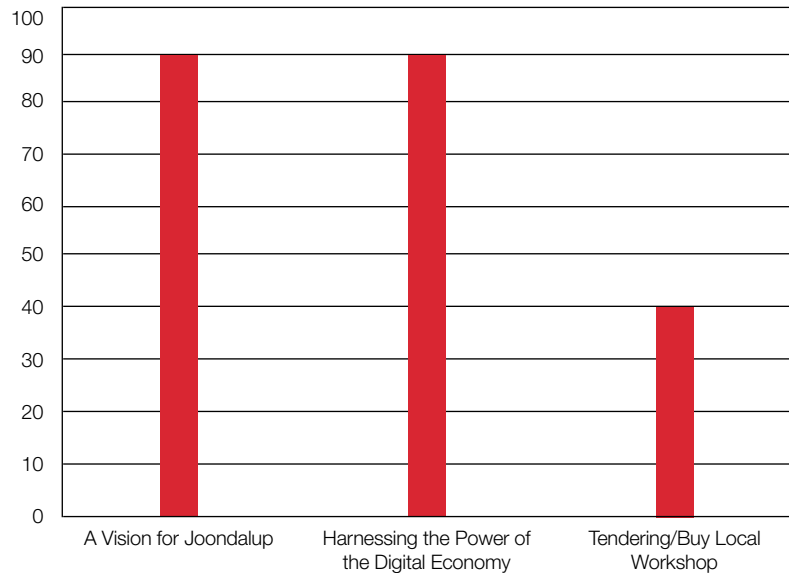
His Worship Mayor Pickard also announced a new free Wi-Fi service in the City Centre called Discover Joondalup, which aims to encourage remote mobile workers to the City, stimulate business activity, and assist the local community to connect with each other and businesses, education and health sectors, as well as attract visitors and travellers to the City.



### Buy Local/Successfully Responding to Tenders Workshop

The City, in partnership with Edith Cowan University and the Small Business Centre North West Metro, held a workshop, Successfully Responding to Tenders, on 26 June 2012. Around 40 local businesses attended the workshop which was presented by David Lunn from BidWrite, leading experts in tendering and procurement. Attendees were provided with information on how to compile best practice tenders to maximise their chances of success. All presentations were well received by the audience, with excellent feedback from the business representatives.

Number of Attendees at Business Forums



Global Reporting Indicator EC8	2011-2012 Measure
Number of business forums and attendance	3 Forums and 220 Attendees

### Small Business Survey

The City commissioned Edith Cowan University, through the Small and Medium Enterprise Research Centre, to undertake a survey of small businesses in Joondalup and the issues they face. The aim was to assist in developing strategies to respond to the issues where appropriate. A series of focus groups were also undertaken in order to gather more detailed information from the small business sector. The key findings of the survey will be published in the first quarter of 2012-2013.

### Cafes, Kiosks and Restaurants

The City owns or manages a number of strategically located land parcels which have the potential to accommodate a range of commercial activities including cafés, kiosks and restaurants within identified tourist and coastal locations. This project aims to advance the City's ability to attract visitors and tourists for entertainment and socialising, to increase employment and to take advantage of future investment and growth opportunities.

A preliminary assessment and analysis of City owned or managed land was undertaken in 2011-2012 to identify potential sites. The suitability of each site was considered in terms of location, site potential, current use, aesthetics and popularity of the location. Further investigation into property tenure and potential for development will be completed in 2012-2013, and recommendations will then be made on the preferred sites for development.



## City Centre Commercial Office Development

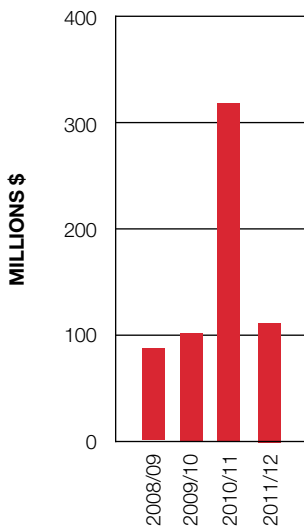
The City submitted an Expression of Interest in 2010-2011 to the Department of Treasury and Finance for locating State Government Office Accommodation in the City of Joondalup. In 2011-2012 advice was received from the Department of Treasury and Finance that the City of Joondalup had not been identified as a centre for State Government office accommodation in the initial round. However, a future announcement is expected on additional potential centres for re-locating State Government offices.

In line with its commitment to future investment within the Joondalup City Centre, the City has continued to work towards attracting high quality, environmentally sustainable, commercial office developments within the City Centre. Investigations undertaken during the year have included:

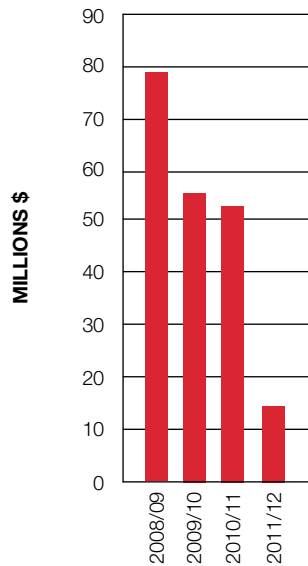
- Conducting detailed site assessments of potential locations for commercial offices;
- Development of criteria for commercial/private sector offices;
- Development of criteria for multi-storey office developments;
- Development of criteria for the development of high performance environmentally sustainable buildings;
- Development of structuring (delivery) models;
- Identifying potential investment/funding partner opportunities; and
- Identifying the potential to include residential use as a component of the development.

At its meeting held on 26 June 2012, Council endorsed the preferred site for the Joondalup City Centre Commercial Office Development as Lot 496 (70) Davidson Terrace, Joondalup, and requested the initiation of an Expression of Interest process, inviting submissions for the development. The Council also established an Office Development Committee to provide advice and make recommendations to Council on the proposed development. An Expression of Interest to determine support for a Joondalup City Centre Commercial Office Development will be advertised in early 2012-2013.

Value of Planning Applications City Centre



Value of Building Applications City Centre



### Developments in the City Centre

Global Reporting Indicator EC8	2011-2012 Measure
Value of Planning Applications – Joondalup City Centre	\$109,280,888

The above graphs represent the value of planning and building applications received for developments in the Joondalup City Centre. Although the number of applications received was similar to last year, there were fewer high value applications received in 2011-2012. This has resulted in a decrease in the value of planning and building applications for the year.

Global Reporting Indicator EC8	2011-2012 Measure
Value of Building Applications – Joondalup City Centre	\$13,982,350

### Commercial Development in the City Centre

Approvals in 2011-2012 for significant developments, which will contribute to the growth of the City Centre, are outlined below.

#### College of Electrical Training

The approval of the College of Electrical Training on Injune Way, Joondalup, will further strengthen the City's position as an education centre. The College will cater for approximately 250 students, providing training to electrical apprentices, as well as post apprenticeship training.

#### Edith Cowan University

Approval of a five storey student services building at Edith Cowan University will centralise student services across the Joondalup campus. The development was designed to complement surrounding buildings and the environment and will become the centre of campus activity.

#### Joondalup Health Campus

The Joondalup Health Campus upgrade has continued during the year. In addition, a child care and vacation care building has been approved on the corner of Lakeside Drive and Upney Mews. This centre will cater for up to 144 children. An additional car park has been approved above the existing sump on the Upney Mews boundary of the site.

#### Lakeside Joondalup Shopping City

Approval was granted for extensions to the Lakeside shopping centre in December 2011. The proposed extensions include a new department store, speciality stores and a multi-decked car park.

## Sponsorship of Events held within the Region

The City was proud to sponsor a wide range of events throughout 2011-2012 which attracted thousands of spectators and visitors of all age groups to the region and added vibrancy to the City of Joondalup. Some of the larger sponsored events included:

**Hillarys Boat Show** – again held at Hillarys Boat Harbour in March 2012 with displays of the latest boating equipment, vessels, water craft and equipment, and a range of activities on offer for the whole family.

**Cancer Council Relay for Life** – held in October 2011. Teams of 10 to 15 friends, families or colleagues challenged themselves to take turns in keeping a baton moving in a relay style walk over a 24 hour period at Arena Joondalup to help raise money to prevent cancer.

**Carols in the Park** – held at Kingsley Oval, Kingsley and Heathridge Park, Heathridge.

**Australasian Safari** – one of the toughest endurance motorsport events in the Asia Pacific Region which took place in September 2011. Participants gathered at Whitfords Nodes, Hillarys for the ceremonial start of the race.

Over \$220,000 was provided to organisations and groups through the City's Sponsorship Program. Information below provides more details on the organisations and groups receiving sponsorship.



The City also donated \$10,000 to the Lord Mayor's Distress Relief Fund for the 2011 Margaret River Bush Fire Appeal.

In addition to formal sponsorship, the City waived fees (partial or full) for the hire of facilities for events held by community and sporting groups (following an application to the City).

Global Reporting Indicator EC1	2011-2012 Measure
Dollar value of Events sponsored by the City (excludes community funding)	\$226,000



<b>Group/Event</b>	<b>Agreed Sponsorship Dollar Value</b>
Mullaloo Surf Life Saving Club	\$40,000
Sorrento Surf Life Saving Club	\$40,000
Whitfords Sea Rescue	\$40,000
West Perth Falcons	\$25,000
Hillarys Boat Show	\$18,000
Whitfords Church - Carols in the Park	\$10,000
Twin Cities Radio	\$10,000
Australasian Safari	\$10,000
Sorrento Tennis Club - Junior Hard Court Tennis Tournament	\$5,000
Cancer Council – Relay for Life	\$5,000
Joondalup Christmas Lunch	\$3,000
Kingsley Carols in the Park 2011	\$3,000
Lions Club of Duncraig – Australia Day Breakfast	\$2,500
West Coast Institute of Training Vocational Student Award	\$2,500
Wanneroo Basketball Association - Wildcats Pre-Season Game	\$2,000
Edith Cowan University Golden Key Awards	\$1,000
Naval Association – Battle of the Coral Sea	\$1,000
Naval Association – HMAS Perth Commemoration	\$1,000

## KEY FOCUS

# Area 4

## The Built Environment



### Mitchell Freeway Extension Community Working Group

The City attended meetings of the Mitchell Freeway Extension Community Working Group during 2011-2012. The Community Working Group includes representatives of the community, key government agencies, industry and non-government stakeholders. This group was established by the Minister for Transport to:

- Provide a leadership forum for the community in the northern metropolitan corridor;
- Provide the State Government, through the Minister for Transport, a set of recommendations for relieving congestion in the northern metropolitan corridor; and
- Prepare options to establish effective plans and governance models for the timely provision of road transport infrastructure.

The group commenced consideration of the future local transport and infrastructure requirements of the growing urban population of the northern corridor.

### District Planning Scheme - Local Housing Strategy

Following extensive public consultation and endorsement by Council, the draft Local Housing Strategy was presented to the Department of Planning for endorsement in March 2011. In January 2012 the City received a formal response from the Department of Planning, providing comments on the need to further align the Local Housing Strategy with State Planning direction and requesting a review of the draft Local Housing Strategy. A review of the Local Housing Strategy will be undertaken in 2012-2013.



## District Planning Scheme - Local Commercial Strategy

The draft Local Commercial Strategy was endorsed by Council in April 2012 for consent to advertise. Advertising of the draft strategy will commence in mid-2012.

The Local Commercial Strategy will guide future developments, expansions and rezoning of commercial centres within the City. The strategy will also be used to inform the new Local Planning Scheme, as well as guide the assessment of structure plans and development applications.

## City Centre Structure Plan

The City Centre Structure Plan guides development within Joondalup City Centre. The plan was reviewed and amended during 2011-2012 and will be advertised for public comment in 2012-2013.

## Planning Applications for the Whole of the City

A variety of applications were processed throughout the year. These ranged from patios, carport and outbuilding additions to single and double storey dwellings, changes of approved land use, signage and major commercial developments.

Major applications determined during the year included:

- Further additions and extensions to the Currambine Central Shopping Centre;
- A restaurant, medical centre and shop development in Currambine;

- A facility for the College of Electrical Training adjacent to the Motor Industry Training Association in Joondalup;
- A child care centre and car park addition to the Joondalup Health Campus; and
- An office and showroom development on the corner of Beach and Davallia Roads in Duncraig.

## Development Assessment Panels

A key component of planning reform in West Australia was the introduction of Development Assessment Panels (DAPs) on 1 July 2011. The aim of DAPs is to enhance planning expertise in decision making by improving the balance between technical advice and local knowledge and to provide greater transparency, consistency and reliability in determining complex development applications of a nominated high dollar value. The panel consists of five members, three being specialist members and two local government Elected Members.

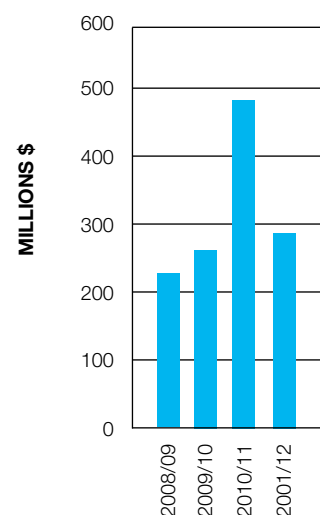
During 2011-2012 the DAP determined two applications within the City, namely:

- Showrooms, offices, restaurant, consulting rooms and other various land uses at 74 and 86 Delamere Avenue, Currambine; and
- A five storey student services building at Edith Cowan University.

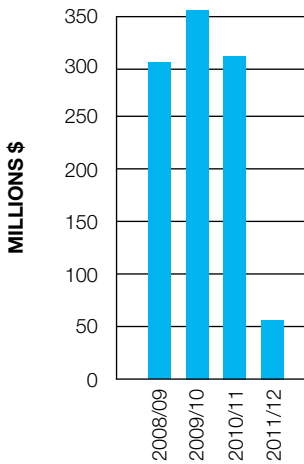
The following graph represents the value of planning and building applications received for developments in all suburbs of the City of Joondalup. There were fewer high value applications received in 2011-2012 for the City Centre than in the previous year although the number of planning applications received remained consistent with the number received in 2010-2011.

Global Reporting Indicator EC8	2011-2012 Measure
Value of Planning Applications - Whole of City	\$291,317,265

Value of Planning Applications Whole of City



**Value of Building Applications  
Whole of City**



<b>Global Reporting Indicator EC8</b>	<b>2011-2012 Measure</b>
Value of Building Applications - Whole of City	\$59,541,311

**Building Applications for the Whole of the City**

A wide variety of applications for building approvals were processed throughout the year from patios, carports and other minor additions to new single and double storey dwellings. Major commercial applications and finalised applications for Certificates of Classification were also processed throughout the year.

The new Building Act 2011 was implemented on 2 April 2012. The new Act was developed to help streamline the building approval process and allows applicants to have their applications privately certified as being compliant with the Building Codes before they are lodged for final certification with the City.

**Developments Under Construction**

The following developments were under construction during the year:

- 57 Shenton Avenue, Joondalup, (Shenton House) – commercial development comprising a cafe, church, medical suites, office space and car parking on six different levels;
- 60 Shenton Avenue, Joondalup, (Joondalup Health Campus additions);

- 14 Hobsons Gate, Currambine - development of a new tavern; and
- 473 Beach Road, Duncraig – commercial office and showrooms development.

**Developments Completed**

The following developments were completed during 2011-2012:

- 1 Walsh Loop, Joondalup (Cove Apartments) – three “village” buildings comprising 187 multiple residential dwellings; and
- 88 Lakeside Drive, Joondalup (Aqua Apartments) – mixed use development comprising 42 multiple dwellings and a convenience store.



## Ocean Reef Marina Development

Under the direction of the Ocean Reef Marina Committee, the City progressed the preparation of a Business Case and Structure Plan for the Ocean Reef Marina Development based on the amended Concept Plan (Concept Plan 7.2).

Following consultation with the Office of the Environmental Protection Authority, Department of Environment and Conservation, Department of Fisheries, and Department of Planning on the options for environmental and planning approvals, Council endorsed the Environmental and Planning Approvals strategy for the development in October 2011.

In February 2012 the City and State Government signed a joint Memorandum of Understanding (MOU) for the Ocean Reef Marina Development. The MOU is a formal agreement that acknowledges

a strategic alliance and the shared commitment of the City and the State Government as joint landowners of the site to work collaboratively to achieve completion of the project. The Cabinet-endorsed MOU was signed by His Worship the Mayor, Troy Pickard, and the City's Chief Executive Officer, Garry Hunt, at an official ceremony on Tuesday 14 February 2012 in the Council Chambers, which was also attended by the Premier of Western Australia the Hon Colin Barnett MLA.

The signing of the MOU was recognised as an important milestone as the agreement sets out the roles of the City and State Government, and will facilitate the engagement of State Government agencies in progressing the project to deliver a recreation, boating and tourist marina development with a balance of public, residential and commercial amenities in line with community expectations.

## Performing Arts and Cultural Facility

The proposed Joondalup Performing Arts and Cultural Facility, to be located on Lot 1001 Kendrew Crescent, Joondalup, is envisaged to be a high-class facility that will position Joondalup as a recognised cultural centre and will host a variety of cultural, community and commercial activities to meet the needs of Perth's northern corridor. The project is guided by the Joondalup Performing Arts and Cultural Facility Steering Committee which comprises representatives of the Joondalup Learning Precinct, industry experts, State Government and community representatives and Elected Members.



In 2011 a preliminary assessment of potential stakeholders, patrons and accommodation requirements was undertaken. The results from this preliminary assessment have provided the basis for a more detailed Market Analysis and Feasibility Study which commenced in 2012. This study involved:

- Undertaking a market analysis of stakeholder requirements and potential users of facilities for the performing arts events and visual arts;
- Determining potential events and visual arts activities;
- Identifying consumer preferences;
- Undertaking economic impact studies and economic modelling;
- Evaluating management and operational modelling;
- Identifying funding and financial models; and
- Undertaking social and community impact studies.

The report, to be finalised in early 2012-2013, will provide recommendations for consideration by the Steering Committee and Council on:

- Core accommodation requirements and functionality;
- Management and operational options;
- Preliminary design options; and
- A financial strategy.

### Infrastructure Asset Management Plan

The City's Asset Management Plan 2009-2012 identifies the major asset classes and the requirement for Infrastructure Asset Management Plans for each major asset class.

The major Infrastructure Asset Management Plans are categorised as follows:

- Fleet Asset Management Plan;
- Drainage Asset Management Plan;

- Road Asset Management Plan;
- Building Asset Management Plan;
- Land Asset Management Plan (In development);
- Parks Asset Management Plan (In development); and
- Path Asset Management Plan (In development).

During 2011-2012 the City commenced development of a Parks Asset Management Plan which included the commissioning of a comprehensive inventory and condition rating survey of above ground infrastructure in parks and reserves. This survey is due for completion in the first half of 2012-2013. The current value of these park assets is \$88.9million, which will increase following the compilation of completed assets from the 2011-2012 Capital Works Program and the completion of the inventory and condition rating survey.

An inventory and condition rating survey of paths and associated infrastructure also commenced in 2011-2012 to inform the Path Asset Management Plan. This survey is due for completion in the first half of 2012-2013.

### Capital Works Program

#### Parks Development Program

The City has upgraded irrigation at Admiral Park, Heathridge, Bracken Park, Duncraig, Glengarry Park, Duncraig, and Neil Hawkins Park, Joondalup.

Kingsley Park, Kingsley, was substantially completed in accordance with the City's Landscape Master Planning principles which include eco-zoning and hydro-zoning to increase water efficiency.

### **Foreshore and Natural Areas Management Program**

During the year the City constructed fencing to protect bushland and native flora and fauna in Sandalford Park, Beldon, Callander Park, Kinross, Kelvin Park, Duncraig, and Conidae Park, Heathridge.

### **Parks Equipment Program**

New play equipment was installed in the following parks:

- Falklands Park, Kinross;
- James Cook Park, Hillarys;
- Ellersdale Park, Warwick; and
- Marri Park, Duncraig.

In addition to play equipment, a number of picnic tables, practice cricket wickets and covers, goal posts, benches and barbecues were also installed at various parks within the City of Joondalup.

A number of tennis courts were resurfaced including:

- Heathridge Park, Heathridge;
- Kingsley Park, Kingsley; and
- Warwick Open Space, Warwick.

### **Streetscape Enhancement Program**

Several major landscape projects in Shenton Avenue, Walter Padbury Boulevard, Burns Beach Road and Hodges Drive were completed.



### **Local Traffic Management Program**

The City completed a number of traffic management projects which included the installation of median trees, pedestrian islands and crossings, traffic calming treatments and crossings for the visually impaired at a number of locations including:

- Endeavour Road, Hillarys;
- Lysander Drive, Heathridge;
- Mullaloo Drive, Mullaloo;
- Naturaliste Boulevard, Iluka;
- Regatta Drive, Edgewater;
- Resolute Way, Ocean Reef;
- Seacrest Drive, Sorrento;
- Sheppard Way, Marmion; and
- Winton Road, Joondalup.

### **Black Spot Programs**

As part of the State and Federal Black Spot Programs, the City carried out a number of projects including:

- A right turn pocket extension at Marmion Avenue and Whitfords Avenue, Hillarys;
- A roundabout at Craigie Drive and Haddington Street, Beldon;
- Traffic separators and pavement markers on Whitfords Avenue, Kallaroo; and
- Traffic signal modifications at the intersection of Hodges Drive and Joondalup Drive, Joondalup.



### **New Paths Program**

New footpaths were constructed within the City at key locations including:

- Burns Beach Foreshore – shared coastal path;
- Marmion Avenue, Hillarys – shared path between Whitfords Avenue and Monkhouse Way;
- Hillarys Marina to Ern Halliday Recreation Camp – shared coastal path; and
- Disability access at various public transport sites.

### **Stormwater Drainage Program**

A number of drainage sumps were improved which included installation of biofiltration zones and upgrade of drainage networks at various locations including:

- Blackboy Park, Mullaloo;
- Mirror Park, Ocean Reef;
- Periwinkle Park, Mullaloo; and
- Waterford Drive, Hillarys.

### **Road Preservation and Resurfacing Program**

The City provided 20.6 kilometres of new asphalt as part of its road resurfacing program for both local and major arterial roads including:

- Castlecrag Drive to Belrose Entrance, Kallaroo;
- Pitonga Way, Greenwood;
- Harcourt Drive, Hillarys;
- Nalpa Way, Duncraig;

- MacGregor Drive, Padbury; and
- Dillenia Way, Greenwood.

### **Building Capital Works**

The City completed a number of Building Capital Works Projects in 2011-2012 including:

- Refurbishment of Percy Doyle Reserve Clubrooms, Duncraig;
- Refurbishment of Rob Baddock Community Hall, Kallaroo;
- Kitchen refurbishment at Sorrento Tennis Club, Sorrento;
- Refurbishment of the toilets at Pinnaroo Point; and
- Minor improvements to the Duncraig Leisure Centre.

Photovoltaic Systems were installed in the following City buildings:

- Penistone Clubrooms, Greenwood;





- Rob Baddock Community Hall, Kallaroo;
- Connolly Community Centre, Connolly;
- Craigie Leisure Centre, Craigie;
- Seacrest Community Centre, Sorrento;
- Forrest Park Community Sporting Facility, Padbury;
- Fleur Freame Pavilion, Padbury;
- Duncraig Library, Duncraig;
- Whitford Library, Hillarys; and
- Woodvale Library, Woodvale.

### Road Safety Action Plan 2011–2015

The City's Road Safety Action Plan 2011-2015 includes actions to promote road safety initiatives. Activities undertaken during the year included:

- Community education campaigns conducted at Currambine Primary School, Hillarys Primary School, Lake Joondalup Baptist College, Mater Dei College, Ocean Reef Senior High School, Poseidon Primary School, and Woodvale Senior High School;
- A community education display at Joondalup Library to increase road safety awareness during the Christmas and New Year period. A Traffic in our Community brochure was also developed and distributed through the City's libraries and community centres;
- The 2011 School Road Safety Art Competition which attracted 500 entries from local schools. The winners included entries from Davallia Primary School, Duncraig Primary School, Duncraig Senior High School, Lake Joondalup Baptist College, Sacred Heart College and Sorrento Primary School;
- Implementation of the Community Speed Awareness Program which included distribution of bin stickers and pamphlets to the community;
- Traffic investigations conducted at Currambine Primary School, Poseidon Primary School, Ocean Reef High School and Woodvale Senior High School;
- Involvement in the Joondalup Road Safety Committee Meetings, with the membership comprising the WA Police, WALGA, RoadWise, and the RAC; and
- Commencement of investigations for 2013-2014 State Black Spot Program.

### School Parking

To improve pedestrian and road safety around schools, changes to parking restrictions, traffic treatments and footpaths were implemented at:

- Craigie Heights Primary School, Craigie;
- Greenwood Primary School, Greenwood;
- Kinross Primary School, Kinross; and
- Montessori School, Kingsley.

## KEY FOCUS

# Area 5

## Community Wellbeing



### Beach Management Plan

The Beach Management Plan provides a strategic framework for the use, enjoyment, maintenance, protection, preservation and appropriate development of coastal areas. A Beach Management Implementation Plan was completed in 2011-2012 to implement actions contained within the Beach Management Plan.

At its November 2011 meeting, Council received a report on the effectiveness of measures implemented for kite surfing during the winter 2011 period, and re-confirmed the measures as appropriate for future management of kite surfing activities within the City's beaches.

A range of infrastructure works were undertaken in accordance with the Beach Management Implementation Plan during the year to ensure continued safety, effective maintenance, general management and enjoyment of the City's beaches by the community.

### Community Development Plan

The Community Development Plan guides City activities for families, youth, and senior members of the community. The City is reviewing the existing Community Development Plan and a revised Plan will be finalised during 2012-2013 following endorsement of the City's new Strategic Community Plan 2012-2022.

Highlights of the Community Development Plan for 2011-2012 are outlined as follows.

### Positive Ageing Plan

The City's Positive Ageing Plan sets out strategies to encourage and support senior members to actively participate in the local community. Activities and programs undertaken in 2011-2012 included:

- Three Art of Ageing events held promoting active ageing, health and wellbeing;
- Platinum 50+ programs offered by Craigie Leisure Centre;
- Concessionary rates provided for memberships, leisure short courses, crèche and pool entry fees at Craigie Leisure Centre;
- The Community Transport Program which offers transport to people unable to drive and who experience difficulties using public transport;
- Quarterly Seniors Club network meetings;
- Library Lifelong Learning Programs;
- The establishment of senior specific car parking bays at City owned facilities;
- The renewal of a partnership agreement between the City's Volunteer Resource Centre and Volunteering WA for the period 1 July 2011 – 30 June 2014;
- Provision of a concessionary rate for seniors for the Sunday Serenades Program of choral and orchestral music held in the Council Chambers on a monthly basis; and
- Research conducted into planning for an ageing population.

## Youth Plan

Activities conducted for youth address priority needs for young people and encourage active participation in fun and educational programs. The following projects, programs and services were delivered in accordance with the City's Youth Plan:


### School Holiday Program

The Anchors Youth Action Program is an integrated school holiday program for young people aged between 12-18 years, some of whom may have special needs. The program provides opportunities for young people to participate in popular youth activities, and to develop skills in team building, communication and social skills, in a supportive environment.

### Term Programs

Skills based programs were offered to local young people aged between 12-18 years throughout school terms to provide them with basic life skills. Additionally, the programs provide young people with the opportunity to undertake activities that may not otherwise be available to them.

The six to eight week programs were provided free or at a minimal cost, and were run in partnership with external specialist service providers or training institutions. The skills-based programs with practical, hands on experience were valuable in meeting the needs of young people and the broader community. All programs were well attended with high satisfaction rates.



### Y-Lounge

The City developed a new website for young people during the year which was launched in June 2012 ([www.y-lounge.com.au](http://www.y-lounge.com.au)). The website contains information about youth programs and events such as, Battle of the Bands, youth festivals, school holiday programs and BMX, skate and scooter competitions. Information is also provided on health, accommodation, work and study, travel, financial and legal advice.

### National Youth Week

National Youth Week was held in April 2012 and is the nation's biggest annual youth event, designed to celebrate all young people, their achievements, skills, talents and the contribution they make to their communities.

The City celebrated with events such as a Beat Boxing Open Mic Night and Looking through the Lens of Youth photography exhibition.

### Youth Mobile Bus

The Youth Mobile Bus is a mobile youth centre on wheels for young people to meet up with friends, play video games, learn to play the guitar or drums, listen to music, or take part in skate competitions and many more activities. The bus currently visits Kinross Skate Park (MacNaughton Park), Craigie Skate Ramps (behind Craigie Leisure Centre) and Ocean Reef shops on a regular basis.



### **Summer Sessions**

During January the City ran the Summer Sessions Program as part of the school holiday program. Activities included DJ workshops, air brush art, jewellery making, nail art, badge making and other interesting and entertaining activities. More than 350 young adults participated in the Summer Sessions over the five events.

### **Youth Music Festivals**

The City held two youth music festivals during the year, the first of which was Y-Fest held on 26 November 2011 in Central Park, Joondalup. The acts included Split Seconds, Mind Electric, Ruby Boots, Sam Perry and Rezide.

The second event, Snap! was held on 9 June 2012 at the Craigie Leisure Centre, Craigie. The main attraction was Johnny Ruffo with supporting acts, Chiari, DJ Samuel Spencer, and Wasteland. This event

was well attended and proved popular with 12-18 year olds.

The two youth music festivals were conducted as a pilot program. The assessment and feedback from this pilot program will be used to inform future youth music festivals.

### **Families with Children**

Activities and programs offered for families with children during the year included the following:

#### **Better Beginnings**

A state-wide family literacy program promoting reading and the love of books for children from an early age. Joondalup Libraries worked with child health nurses in the City so that each new born received a Better Beginnings pack. Approximately 1,500 packs were distributed during the year.

#### **Better Beginnings Plus**

Providing kindergarten and pre-primary classes with Better Beginnings Plus packs to engage children in reading.

#### **Parent Baby Workshops**

Supports the Better Beginnings program and is aimed at providing parents with practical information. Topics included Kids n Music, Baby Tastes, book sharing and baby sign language. The Pprogram recently introduced Kindy Ready which supports Better Beginnings Plus.

#### **Baby Rhyme Time**

A free eight week program for babies and children up to two years of age held at each of the City's four libraries. Parents spent time with their babies learning new rhymes and songs, while developing their child's pre-literacy and social skills in a fun environment. Popularity and demand for the program has continued to increase.



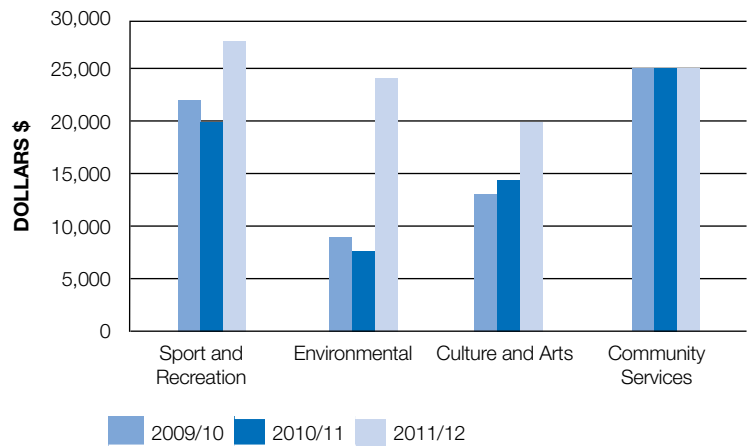
### Story time

A free program for 2-5 year olds was held weekly at the each of the City's four libraries. Children listened to stories, sang songs and rhymes and took part in craft activities. Training was also provided to story time volunteers.

### School Holiday activities

Offered primary school children themed activities and interactive sessions such as drumming, body percussion, origami, painting, and meeting some of the West Coast Eagles football players. The City's libraries also supported the state-wide Summer Reading Challenge during the January school holiday period.

### Community Funding Program



### Children's Book Week

An annual celebration of children's literature held between 20 and 26 August 2011. This year's Children's Book Week was entitled One World, Many Stories. Authors, story tellers and illustrators made presentations to over 1,820 students from 17 local schools over the week.

### Community Funding

A large number of sporting and community groups benefitted from the City's Community Funding Program in 2011-2012, with \$96,309 distributed from the following funds:

<b>Community Services Fund</b>	\$25,000
<b>Environmental Development Fund</b>	\$24,224
<b>Culture and the Arts Development Fund</b>	\$19,814
<b>Sport and Recreation Fund</b>	\$27,271

Global Reporting Indicator EC1	2011-2012 Measure
Total Value of Community Funding Program	\$96,309

The following organisations or groups benefitted from the City's Community Funding Program.

### Community Services Fund

Association for Relatives and Friends with Mental Illness

Be-Friend Inc

Duncraig Craft Group

Farmy Army

Greenwood Senior High School Intensive English Centre

Intework

Joondalup Men's Shed

Joondalup Soroptimists

Kallaroo Anglican Community Playgroup

Kingsley Seniors Group Inc

Therapy Focus

View

Whitfords Churches of Christ Seniors Group

Wandoo Singers

Wheelchairs for Kids

### Environmental Development Fund

Belridge Education Support Centre

Connolly Primary School

Goollelal Primary School

Mullaloo Primary School

Ocean Reef Senior High School

Padbury Education and Child Care Centre

Poynter Primary School

Woodvale Crest Landowners' Association

Youth Futures WA

### Culture and the Arts Development Fund

Churches of Christ Sport and Recreation Association

Edgewater Primary School

Greenwood Uniting Church

Joondalup Community Arts Association

Pastel Society of Western Australia

Peter Cowan Writers' Centre

Women's Healthworks

### Sport and Recreation Fund

Currambine Netball Club

Eagles Junior Basketball Club

Edgewater Cricket Club

Greenwood Giants Basketball Club

Hillarys Yacht Club

Joondalup City Football Club

Joondalup Brothers Rugby Union Football Club

Kinross Netball Club

Nomad Recreational Archers

Sorrento Bowling Club

Sorrento Duncraig Junior Football Club

Sorrento Football Club

Sorrento Surf Life Saving Club

West Perth District Football Development Council

Whitford Amateur Football Club



2013, will provide young people with a suitable recreational facility in their local community.

### Currambine Community Centre

Council approved the development of the Currambine Community Centre in Delamere Avenue, Currambine in July 2011. Significant work was undertaken on finalising the external and internal designs. The new community centre will provide a range of social, leisure, recreational, health and family support services for community members. Construction of the community centre is expected to commence in 2012-2013.

### Community Facilities and Programs

2011-2012 saw the refurbishment of Rob Baddock Community Hall, Kallaroo and Percy Doyle Clubrooms, Duncraig (Stage 2). The works at Rob Baddock Community Hall consisted of a foyer and toilet refurbishment, storage extension, hall heating, rendering of the external building, new windows and security screens. The works at Percy Doyle Clubrooms consisted of a storage extension, painting and ventilation works in the change rooms.

Consultation was undertaken in 2011-2012 with user groups of the Sorrento Sporting Facility to inform the design of a building refurbishment which will take place in 2012-2013.

### Community Facilities Hire – Authority to Waive Fees

In accordance with the Schedule of Fees and Charges the City waived fees (partial or full) associated with the hire of community facilities for charitable causes, significant community events and other specific non commercial activities.

Outlined below are details of events or activities where a waiver in fees or bonds above \$1,000 was approved during 2011-2012:

- Lions Club of Whitfords – Annual Fair;
- Kingsley Community Carols Festival – Carols in the Park;
- Whitford Church of Christ – Carols in the Park;
- Australasian Safari – Event with significant community interest; and
- Community member – Appreciation function.

A number of other community groups, active sporting groups and individuals also received a reduction or waiver of fees for amounts less than \$1,000 during the year.

### Mirror Park Skate Park

Following Council endorsement of Mirror Park in Ocean Reef as the preferred location for the construction of a new skate park in June 2011, the City has undertaken extensive work in developing the final design which involved identification of associated infrastructure and on-site discussions with other users of Mirror Park. The final design of the skate park will be presented to Council in the first quarter of 2012-2013 for endorsement.

An application to the Department of Sport and Recreation Community Sporting and Recreation Facilities Fund to assist in funding the project was successful. The new skate park, to be constructed in 2012-

## Community Sport and Recreation Facilities Fund (CSRFF) Projects

The Community Sporting and Recreation Facilities Fund (CSRFF) is a funding program offered by the State Government to assist in the development of basic sporting infrastructure with a focus on increasing physical activity in the community. Sporting groups work with the City and the Department of Sport and Recreation in a partnership arrangement, each organisation contributing one third to the total project costs.

In 2011-2012 the City worked with two sporting clubs to upgrade sporting infrastructure funded through the CSRFF Program. Joondalup Kinross Junior Football Club installed new floodlights at Falkands Park to meet Australian Standards for large ball sports training, at a total cost of \$99,351. Sorrento Tennis Club resurfaced eight courts and repaired court fencing at a total cost of \$109,000.

## Percy Doyle Master Plan

Community consultation with local residents was conducted in February and March 2012 to gain the views of local residents about the current and future use and development of the facilities in Percy Doyle Reserve.

## Edgewater Quarry Master Plan

The City has been focussing on the preliminary development of Concept Plans and a Commercial Analysis for the proposed passive park development at the Edgewater Quarry site. The project will be further progressed in 2012-2013.



## Cultural Program

### Community Art Exhibition

The fifteenth annual Community Art Exhibition was held at Lakeside Joondalup Shopping City from 9 to 23 June 2012. The Community Art Exhibition has been conducted annually since 1998, and is the premier showcase event for local artists. It is open to all residents of the City of Joondalup and members of local visual arts associations.

The exhibition attracted 180 entrants and 7,500 attendees. Twenty five artworks were sold during the exhibition. The City purchased two artworks for the City's art collection entitled *Five the Redeemer* by Trevor Bly and *Enigma* by Albie Herbert.

### Invitation Art Award

The fourteenth annual Invitation Art Award, featuring the work of 40 West Australian leading contemporary artists, was held at Lakeside Joondalup Shopping City from 13 October to 1 November 2011. The Invitation Art Award is a highly prestigious, annual visual arts exhibition. Open to all West Australian-based artists, the award aims to recognise the skills of prominent West Australian artists and to provide the City of Joondalup community with access to a high quality exhibition.

Two outstanding artworks were purchased for the City's Art Collection, in addition to the winner of the Acquisitive Award: *Guide to the Other Side of the World*, Susanna Castleden. A selection of the works from the Invitation Art Award went on display at the Ellenbrook Arts Gallery in February 2012 to raise the state-





wide profile of the City and its Visual Arts Program. The Invitation Art Award was attended by over 7,400 community members.

### **Sunday Serenades**

The Civic Chambers was the setting for a series of fine music concerts held between April and December on third Sunday of each month. The concerts included chamber music, musical theatre, opera and other traditional styles. All concerts were well attended.

### **Joondalup Eisteddfod 2011**

The 2011 Eisteddfod program was held at Edith Cowan University with performances across 90 performing arts sections. The City of Joondalup Eisteddfod has grown over the last 24 years to be one of West Australia's largest Eisteddfods. The competition provides performers of all age groups and ability levels the opportunity to present their skills before a supportive live audience

and receive feedback from professional adjudicators. The event attracted 835 participants with 1,119 patrons attending the performances. An Eisteddfod Winners' Concert was held as part of the Sunday Serenades Program in October.

### **NAIDOC Celebrations**

From 4 to 30 July 2011 the City of Joondalup celebrated the history, culture and achievements of Aboriginal and Torres Strait Islander peoples with a series of events highlighting the achievements of Indigenous cultures. The events coincided with NAIDOC week which was held across the nation from 7 to 14 July.

The theme for the 2011 NAIDOC Week was Change: The Next Step is Ours. The City's program of activities promoted a positive view of Aboriginal culture and heritage, and encouraged a co-operative and respectful relationship between Indigenous and non-Indigenous peoples. Events included an official flag-raising ceremony at the City of Joondalup Administration Building, Connections: Land and People exhibition at blend(er) Gallery and NAIDOC mural painting workshops.

Artworks for the Connections: Land and People exhibition were loaned from the Central Institute of Technology (Central TAFE) Art Collection, Emerge ART SPACE, Mossensons Galleries and the Pickett family, Deborah Bonar and the West Coast Institute of Training. Events were well received with over 100 children participating in the mural workshops and over 400 people attending the exhibition at the blend(er) Gallery.

### **Little Feet Festival**

The City of Joondalup Little Feet Festival is a free annual event for children under 12 and their families. The Festival started in 1993 and has become the premier event of its kind in the region. The focus of the festival is on participation and community ownership, and the program is full of high-quality, fun, hands-on activities to challenge, stimulate and excite children.

The program for the 2011 Little Feet Festival was built around the theme In the Garden and featured entertainment and activities with a focus on the environment and eco-awareness. Popular activities included the Mad Hatter's Tea Party, an inflatable maze, pony rides and garden workshops. Over 8,000 patrons attended the event, far exceeding expectations and representing the largest crowd at the event in over five years.

### **Joondalup Central Walk Markets**

The Central Walk Markets were introduced in 1999 to promote the vibrancy and economically sustainability of the Joondalup City Centre. In 2011-2012 the markets were conducted on Friday nights over a nine week season.

The markets brought together original and handcrafted wares created by local artists, designers and craftspeople. At least 30 stalls offered a range of clothing, accessories, art, giftware, homewares and children's toys, with new stalls introduced each week. The markets were free to browse, and live musical entertainment and children's craft activities were also on offer. Weekly attendance averaged 1,064 people.



### **Summer Concert Series World Music in the Park**

The Summer Concert Series is an integral part of the City's cultural events program. The series consists of a broad range of free community concerts which assists in promoting the City as a vibrant place to live, work and visit. The multicultural theme for the 2011-2012 concerts focussed on World Music and included:

*Concert 1* - Celtic Fusion held at Mawson Park, Hilllarys, which featured David Hyams and the Miles to Go Band followed by The Healys.

*Concert 2* - Sounds of the South held at Chichester Park, Woodvale, which featured Bluegrass Parkway, The Big Old Bears and Zydecats.

*Concert 3* - Creole Nights held at Penistone Park, Greenwood, which featured Zarms and Grace Barbé.

The Summer Concerts were well attended and attracted over 11,000 patrons to parks within the City.

### **Valentine's Concert 2012**

Held on the greens of the Joondalup Resort and Country Club, Connolly on 9 February, the Valentine's Concert featured the two-time ARIA Award winning Dan Sultan and his band. The Valentine's Concert is an annual event and, as in previous years, attracted over 7,000 patrons.

### **Joondalup Festival 2012**

The fourteenth annual Joondalup Festival was held on 31 March and 1 April 2012 in the Joondalup City Centre. The festival is the region's largest cultural event and represents the finale of the City's Summer Event Season.

2012 Joondalup Festival highlights included:

- Urban Couture fashion events celebrating designer fashion and contemporary art with exhibitions, pop-up parades, a live photo booth and Art of Fashion exhibition;

- Musical performances by Old Man River and British India;
- A traditional street parade with local schools, artists and community groups participating;
- Children's paradise with entertainment and activities;
- A projection lounge with fire shows and live aerial dance and acrobatics; and
- A gourmet food and wine precinct.

The event was extremely successful and attracted over 50,000 people.

### **Arts in Focus**

The Arts in Focus Program was officially launched in November 2011 at Prendiville Performing Arts Centre with an evening of arts and culture, showcasing the Arts Development Scheme Fund. This program is a community cultural development initiative that aims to provide information, advice and advocacy for local artists and cultural groups to develop and nurture cultural activities within the City.

## Library Lending Service

Over 10,600 new members joined one of the City's four libraries during 2011-2012 bringing the total membership to 66,330. The number of loans achieved during 2011-2012 was over 1,346,000.

Duncraig Library went live with its self-serve library loans system on 13 December 2011, which completed a five year project to install self-serve terminals and bar-coding of more than 300,000 library resources.

The e-audio download service was launched on 30 October 2011 and this saw over 1,000 titles downloaded in the first five months of operation.

During June 2012, the Joondalup Library installed a new customer service desk arrangement to streamline library processing. A public computer booking system was also implemented in the Joondalup Library Reference section to enable customers to self-book a computer.

## Lifelong Learning Program

Explore – Discover – Learn is a key message when promoting the City's Libraries and its learning programs. The National Year of Reading 2012 promotion was incorporated into all events and promotions from January to June 2012. Over 19,500 people attended 1,050 events in 2011-2012. Highlights included the following events and programs.

### Live and Learn

A monthly presentation held at Joondalup Library on topics of interest for seniors. Popular topics included how to use Skype and a presentation on the Kimberley region.

## Meet the Author

A regular event that promotes local, national and international authors, books and reading to all ages. Authors included Matthew Reilly, Barry Heard, Tony Park, Jessica Rudd, Bridget Powell, Amanda Curtin, Oliver Phommavanh and Eamon Sullivan. This program is delivered in partnership with Dymocks Joondalup.

## Discovery Sessions

Regular interactive workshops, information sessions, entertainment and new learning experiences held at all four of the City's Libraries.

## Genie Exchange

Regular Friday morning sessions held at Joondalup Library where family historians shared tips and advice on tracing their family history. These sessions were well attended with an average of 55 people per month. Five Family History for Beginners Courses were also held in 2011-2012.

## The Electronic Library

Provides access to 16 subscription sites and 27 online learning environments. Popular sites included Tumblebooks for young people, Yoututor, supported by Edith Cowan University, and YesTeachMe which offers students with curriculum based assistance for homework.

## Computer Buddy Program

A trial program to provide individual computer assistance. Volunteers were selected to assist learners develop new skills and confidence. Regular basic internet training sessions were held through the year.



## Digitisation Project

2012 saw the completion of the Digitisation Project, a four year project to create a digital library of more than 7,000 images, motion pictures, and recordings of oral history. The collection ensures the preservation of the region's local history in a digital form. Picture Joondalup is the platform which enables the collection to be accessed online and has proved popular with fellow practitioners, local businesses and residents. Picture Joondalup is accessible via the City website.

## Community Education

### Community Liaison and Community Information

The City has continued to promote its services and programs at major events in the City such as Edith Cowan University Open Day, Art of Ageing events, Little Feet Festival, City Concerts, Joondalup Festival, Hillarys Boat Show, High School Expos and Primary School events.

### Community Directory

Helping to promote not-for-profit organisations and services in the City, the Community Directory has had a steady increase in directory entries and usage since its inception in February 2011. Averaging 1,112 hits per month, the directory contains 451 searchable subject entries.

### School Connections

School Connections promoted civic, environmental and curriculum based outcomes to teachers and students in the City. The programs offered to schools in 2011-2012 included Banners in the Terrace, civic and library incursions, mural art projects, Adopt a Coastline, Student Citizenship Awards and Investigating Joondalup's Past. The City published an e-newsletter each term and its subscription base increased by more than 50% during the last year.

## Community Safety

The Community Safety and Crime Prevention Program facilitates the delivery of crime prevention and safety initiatives within the community through a range of programs as outlined as follows.



### Property Marking to Deter Theft

As part of the Make Your Mark Program, the City made 5,000 UV pen property marking kits available to local community members with information on how, where and why to mark valuable items. This is a grant funded State Government project, in partnership with the WA Police District Crime Prevention Unit, and the City which aims to:

- Raise community awareness of the importance of marking property to deter theft and assist recovery;
- Inform local residents about new and easier ways to mark their valuable possessions; and
- Assist in the process of returning stolen property in partnership with the WA Police.

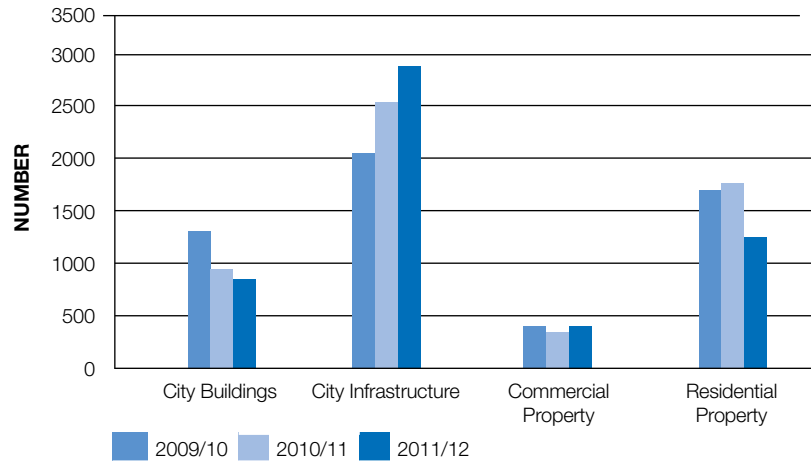
### Child Safety

The City provided support to the Constable Care Child Safety Foundation to deliver life skill presentations in local primary schools, with students involved in more than 100 interactive events during the year. The performances addressed specific issues, including self-respect, deterring graffiti, bullying and smart decision making in confronting situations. The City also assisted the Foundation in the development of new interactive performances on reporting incidents of crime and arson prevention.

Blue Light events were held monthly at Heathridge Leisure Centre providing an alcohol and smoke free fun event for the 12–16 age groups with music, dancing and games. The City assisted the Blue Light Association and WA Police with a venue and volunteers. These events proved popular, with large numbers of local young people attending.



Number of Graffiti Removals Completed



### Graffiti Management

The City's Graffiti Removal Service provides a single contact, free graffiti removal service for local residents, business operators and community groups. This service completed 5,304 graffiti removals with 96% of these being removed within the target of two working days.

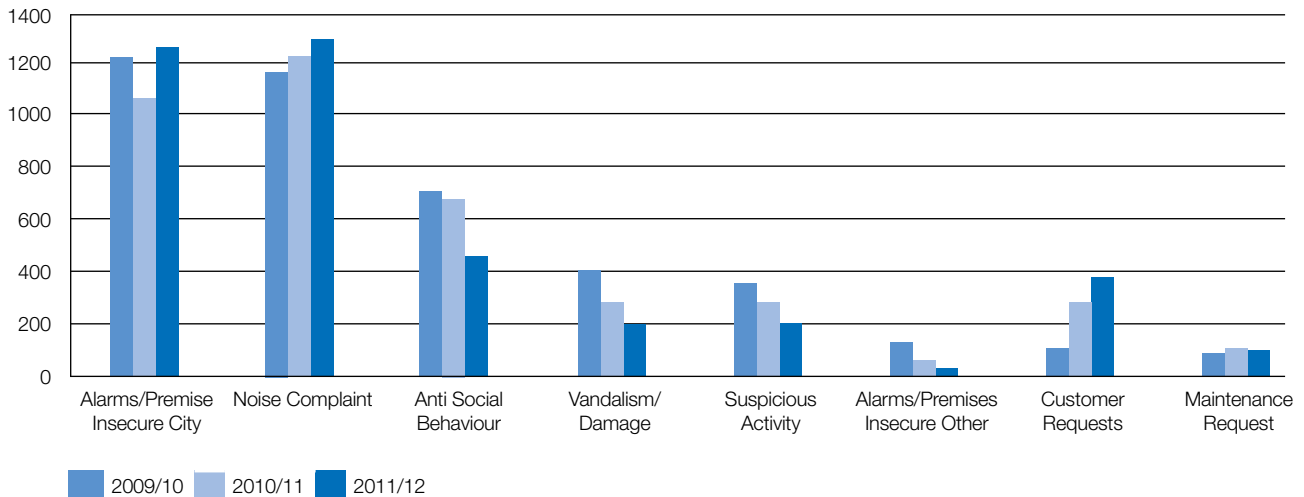
Mural art projects facilitated by the City at Admiral Park, Heathridge and Whitfords Library, Hillarys have proved a deterrent to further graffiti marking on these walls. These projects have continued the success of the Mural Arts Program which has made a significant contribution to the reduction of graffiti painted on City buildings.

Other strategies to deter graffiti included:

- Providing CCTV and digital photo images and other information to the WA Police to assist investigations and prosecutions relating to reports of graffiti on City assets;
- Participation in the State Government's Juvenile Justice Team Graffiti Referral Project where graffiti offenders remove tags on government assets in local areas; and
- City Watch patrols where officers made 848 graffiti reports to assist with rapid identification and removal of graffiti in local areas.

Global Reporting Indicator SO1	2011-2012 Measure
Number of Graffiti Removal Requests – Total	5,304

### Top Incident Types Reported to City Watch



### CCTV in Public Areas

The City operates CCTV in public areas in the Joondalup City Centre, Tom Simpson Park, Mullaloo and MacNaughton Park, Kinross, and some community facilities and libraries. These systems assisted with the rapid reporting of graffiti, damage, litter, suspicious activity and other problems in public areas. The City provided CCTV images to authorised investigative agencies on 62 occasions during the year to assist them in their investigations.

### City Watch

City Watch continued to provide community safety patrols 24 hours a day, seven days a week to residents, businesses and visitors to the City. The City Watch service liaises actively with WA Police to act as a deterrent to anti-social behaviour, graffiti and vandalism, and provides both "hot spot" and general area coverage.

City Watch officers assisted members of the community and referred requests to the appropriate agencies following reports of:

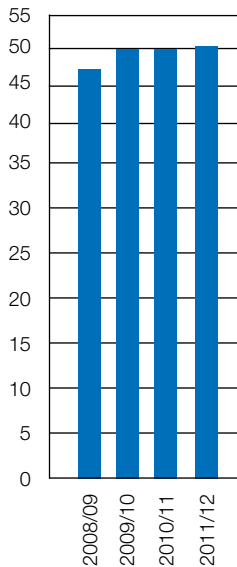
- Alarms – City buildings and private residence alarms (front perimeter observation role);
- Anti-social behaviour and vandalism – street and public property, drinking and loitering, syringe disposal;
- Damage and graffiti to property – City property (buildings, signage and fencing), and public property;
- Noisy parties – hired facilities and private property; and
- Suspicious activity – persons and vehicles.

Additional services provided by City Watch included:

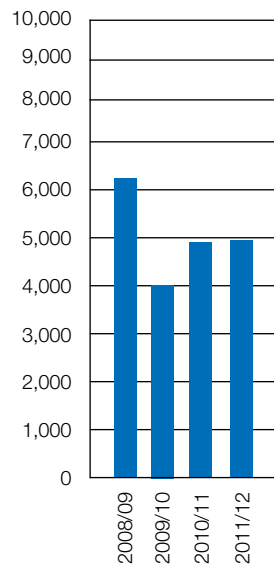
- Holiday Alert - front perimeter patrols of premises conducted when residents were away from their homes for an extended period;
- Party Alert - front perimeter patrols conducted when residents registered their parties with City Watch; and
- Dedicated Joondalup Central Business District patrols from 8.00pm to 5.00am every Thursday, Friday and Saturday night.

Global Reporting Indicator SO1	2011-2012 Measure
Top Incident Types Reported to City Watch – Total	4,057

**Number of Immunisation Clinics**



**Number of Children Immunised**



Global Reporting Indicator SO1	2011-2012 Measure
Number of Immunisation Clinics	51

Global Reporting Indicator SO1	2011-2012 Measure
Number of Children Immunised	4,481

## Immunisation

Throughout the year, the City provided free scheduled immunisation vaccinations for babies and children at its clinic located next to the Joondalup Library. The vaccines administered were part of the Western Australian Vaccine Schedule prepared by the Department of Health.

These immunisation clinics were primarily for babies, though children who had missed their school vaccinations were able to attend. Parents or carers of newborn babies were also able to receive certain vaccines.

The City also administered the school based immunisation program on behalf of the Western Australian Department of Health. This is an ongoing program providing catch-up vaccinations for year 7 students.

# Statutory Reports

## Access and Inclusion

Under the *Disability Services Act 1993*, all local governments were required in 2007 to develop a Disability Access and Inclusion Plan (DAIP), addressing eight desired outcomes, to be submitted to the Disability Services Commission (DSC). The City broadened the guidelines of its plan to include people from culturally and linguistically diverse backgrounds, and in December 2007 Council endorsed its first Access and Inclusion Plan 2008-2011.

The City undertook community consultation as part of a review of the Access and Inclusion Plan in 2011, and on 13 December 2011 a new Access and Inclusion Plan 2012-2014 was endorsed by Council.

During 2011-2012 the following activities were undertaken in line with the Access and Inclusion Plan:

- The receipt of \$43,780 from the Disability Services Commission as part of the 2012 Count Me In Inclusion Grant Scheme. This funding will be used in a partnership project with WESTN Inc to implement the Bits and Bytes Computer Training Program and internet cafe;
- The establishment of the northern suburbs Disability Interagency Networking Opportunity Working Group, and quarterly mini forums;
- The City's partnership with the Belridge Special Education Centre, Community Vision, Local and International artists on the 6027 (mural arts) Project;
- City sponsorship of the Developmental Disability Council's Learn and Grow the School Years – supporting positive school experiences and outcomes for kids with disabilities workshop, which was offered free to City residents;
- The installation of the National Relay Service facility on selected computers at Joondalup Library for people with hearing and speech difficulties;
- A financial counselling service provided to Joondalup Mental Health Campus clients;
- The commencement of a City Centre Walkability Plan to be finalised in 2012-2013;
- A sensory garden activity stand for children of all abilities at the 2011 Little Feet Festival;
- The provision of basic access and inclusion training to all new staff members in addition to mandatory Equal Employment Opportunity training;
- Assistance provided to several local residents who use mobility devices, ie gophers and wheelchairs, to access their local area through the upgrade of connecting pathways, pedestrian access ways and ramps;
- The delivery of two Disability Awareness Training sessions to City staff members;
- The promotion of the Translating and Interpreting Service (TIS), the Auslan translation service, and the National Relay Service to improve access to the City's services;
- The delivery of English conversation classes through the City's libraries;
- The purchase of access-friendly chairs for use by Heathridge Leisure Centre patrons;
- The delivery of City events accessible to all community members;





- The inclusion of a group of local residents with intellectual disabilities in City activities, such as Art of Ageing events, Keep Australia Beautiful, and Adopt-a-Spot Program; and
- The installation of audio loops at the City's customer service centres, libraries and leisure centres.

An annual report, outlining the City's Access and Inclusion Plan implementation progress for the 2011-2012, is presented to the Disability Services Commission by 31 July each year.

### **Compliance Audit Return**

All local governments are required to carry out an annual compliance audit for the period 1 January to 31 December as required by the Department of Local Government. The return includes a range of compliance categories to be met by local governments.

The 2011 Compliance Audit Return was presented to Council on 20 March 2012. A certified copy of the return, along with the relevant section of the Council resolution and additional information explaining the compliance audit, was submitted to the Director General of the Department of Local Government in March 2012.

### **Recordkeeping**

The City's continued commitment to electronic recordkeeping, in accordance with legislative requirements, facilitates a structured approach to recordkeeping through the use of a corporate system. In addition, the City's Recordkeeping Plan sets out the way in which the City is to keep its records, manages disposal arrangements and documents policy, protocol and processes and ensures compliance with the *State Records Act 2000*. The Recordkeeping Plan is reviewed and updated every five years and is due for review in 2015.

Focussing on retaining corporate documents in an electronic records management system delivers best practice in recordkeeping and improves efficiencies in document processing to meet customer service needs and volume demands.

The number of records captured into the City's corporate recordkeeping system during 2011-2012 was 202,641 (197,809 in 2010-2011). This included incoming and outgoing letters, emails, faxes, online forms and internal documentation. The number of new files created during this period was 975.

New employees are informed of their recordkeeping responsibilities as part of the City's Induction Program. Hands-on training sessions on the City's electronic recordkeeping system is provided within three months of an employee's appointment. Ongoing record keeping system training is offered to employees monthly as part of the City's Corporate Training Program.

A Helpdesk facility and internal guides provide continuous support and advice for employees on the use of the City's electronic recordkeeping system and their recordkeeping responsibilities.

### **Freedom of Information**

In complying with the *Freedom of Information Act 1992*, a Freedom of Information Guide is accessible on the City's website.

During 2011-2012 the City processed 40 Freedom of Information applications. All applications were completed within the legislative timeframe of 45 days. The average processing time for applications during the 2011-2012 year was 15 days.

### **National Competition Policy**

In 1995 the Council of Australian Governments entered into a number of agreements, collectively known as the National Competition Policy.

Local government is affected mainly where it operates significant business activities which compete, or could compete, with private sector businesses. Local government will also be affected where local laws unnecessarily affect competition.

The City is required to comply with certain policies contained within the National Competition Policy Statement and report on progress in connection with Competitive Neutrality Principles and review of local laws.

### Competitive Neutrality

It is the City's responsibility to determine whether it is engaged in "significant business activities" within the context of its operations and therefore whether it is required to apply the competitive neutrality principles.

Local government is only required to implement the above principles to the extent that the benefits to be realised from implementation outweigh the costs in respect of individual business activities exceeding an annual income of \$500,000. Within these criteria the City identified the following business activities:

- Craigie Leisure Centre;
- Duncraig Leisure Centre; and
- Heathridge Leisure Centre.

The public benefit tests for these activities revealed that competitive advantages and disadvantages existed in each of these Leisure Centres and it was beneficial to the local community to continue the operational subsidies to enable the services to be maintained in the future.

### Payment to Employees

Regulation 19B of the Local Government (Administration) Regulations 1996 requires the City to include the following information in its annual report:

- The number of employees of the City entitled to an annual salary of \$100,000 or more; and
- The number of those employees with an annual salary entitlement that falls within each band of the \$10,000 over \$100,000.

\$ From	\$ To	Number of Employees
\$100,000	\$109,999	26
\$110,000	\$119,999	14
\$120,000	\$129,999	6
\$130,000	\$139,999	3
\$140,000	\$149,999	3
\$150,000	\$159,999	4
\$160,000	\$169,999	5
\$170,000	\$179,999	1
\$180,000	\$189,999	1
\$190,000	\$199,999	0
\$200,000	\$209,999	0
\$210,000	\$219,999	1
\$220,000	\$229,999	1
\$230,000	\$239,999	1
\$240,000	\$249,999	0
\$250,000	\$259,999	0
\$260,000	\$269,999	0
\$270,000	\$279,999	0
\$280,000	\$289,999	0
\$290,000	\$299,999	0
\$300,000	\$309,999	0
\$310,000	\$319,999	0
\$320,000	\$329,999	1
Total		67



To eliminate issues associated with the treatment of benefits other than cash salary, the City has adopted a total employee cost approach to remuneration. This packages all remuneration into one total number. This is considered a far more transparent and open approach to payment which exceeds the requirement of the regulations.

The table is based on the amount each employee actually received over the period of this annual report, whether employed for a full year or not, and includes:

- Annual cash component;
- Statutory 9% superannuation, plus City matching contributions to additional superannuation where applicable;
- Salary sacrifice;
- Allowance for motor vehicle;
- Cash-out of leave (either on request or termination); and
- Higher duties where applicable.

A new Workplace Agreement finalised in 2011-2012 resulted in a higher number of employees entitled to an annual salary package of over \$100,000. Retrospective one-off payments made under the Workplace Agreement also resulted in an increased number of staff receiving a package over \$100,000 in 2011-2012.

### Complaints Register

On 20 July 2010 His Worship Mayor Pickard lodged a complaint concerning alleged breaches of the Local Government (Rules of Conduct) Regulations 2007 (the Conduct Rules) by Councillor Corr.

On 23 May 2011, the Local Government Standards Panel made a finding that Councillor Corr disclosed information that he derived from a document marked by the City's Chief Executive Officer to clearly show that the information in it was not to be disclosed. The Panel found that this constituted a minor breach of Regulation 6 (2) of the Conduct Rules.

The Standards Panel made orders that Councillor Corr be publicly censured. It ordered that a Notice of Public Censure be published in *The West Australian* and the *Joondalup Times*. The Notice was published in the *The West Australian* on 1 March 2012 and in the *Joondalup Times* on 6 March 2012.

# financial indicators

Global Reporting Indicator		Description	Measure		
			2011/12	2010/11	2009/10
<b>Revenue Generation Ratios</b>					
1.1	Rates Income Ratio (Rates to Op. income)	This measures the proportion of the City's rates revenue that contributes to the City's total income.		62.01%	62.24%
1.2	Rates to Opex	This ratio has been set up to measure the City's dependence on rates revenue to fund operations.		61.6%	59.6%
1.3	Fees and Charges to income	Measures the extent to which the City's income stream is diversified away from rates.		26.74%	27.31%
1.4	Core Opinc/Core Opex	This ratio is intended to measure the extent to which the City's operations are funded from the most stable (core) revenue sources, being rates and fees & charges.		1.10	1.07
<b>Operating Surplus Ratios</b>					
2.1	Operating Surplus	Measures the proportion of operating surplus to total operating income.		(0.7%)	(4.5%)
2.2	Growth In Operating Income	Measures the rate at which operating income has grown on a year-on-year basis.		9.3%	6.2%
2.3	Growth In Operating Expenditure	Measures the rate at which operating expenditure increases on a year-on-year basis.		5.4%	2.9%
2.4	Opinc growth/Opex growth	Measures the relationship between growth in income and expenditure each year.		1.73	2.16
<b>Liquidity Ratios</b>					
3.1	Current Ratio	This is a liquidity measure that gauges the extent to which short-term liabilities can be met by short-term (liquid) assets		1.14	1.24
3.2	Untied Cash to Trade Creditors	This is another liquidity measure that indicates the extent to which unrestricted cash holdings would be exhausted by meeting all outstanding obligations to trade creditors.		3.67	3.12
<b>Efficiency Ratios</b>					
4.1	Creditors Turnover period (days)	This is an efficiency ratio that measures how quickly obligations to creditors are being met. It reflects the extent to which credit facilities are managed, which indicates the efficiency of the City's working capital management.		60	53
4.2	Outstanding Rates Ratio	Measures the City's efficiency in collecting dues from ratepayers.		0.93%	0.94%


Global Reporting Indicator		Description	Measure		
			2011/12	2010/11	2009/10
<b>Debt Service Ratios</b>					
5.1	Debt Ratio ( Ttl liability to Ttl Assets)	This is a mandatory local government ratio that measures whether the City is solvent, i.e. that assets exceed liabilities.		3.78%	3.43%
5.2	Gross Debt to Income Ratio	Measures the City's ability to generate sufficient revenues to pay off debt obligations.		10.59%	9.95%
5.3	Gross Debt to Economically Realisable Assets	This measures the City's ability to meet debt obligations from readily realisable assets, i.e. assets excluding infrastructure assets that are not readily realisable.		3.26%	2.81%
5.4	Debt Service Ratio	This is an efficient measure of the extent to which the City's revenues are sufficient to meet regular debt repayment obligations.		1.61%	0.86%
5.5	Debt Service to Core Opinc	This is a more prudent debt service ratio that measures the extent to which the City's core revenue streams can meet debt repayment obligations.		1.81%	0.96%
5.6	Op Surplus bfr Int./ Debt Repayment	This ratio considers whether the City generates sufficient operating surplus to meet debt repayment obligations.		(0.1)	(4.9)
<b>Asset Coverage and Renewal</b>					
6.1	Capex/Depreciation	This measures the extent to which the City's asset base is being replaced faster than the rate at which it depreciates or is utilised.		1.15	1.30
6.2	Capinc to Capex	Measures the extent to which capital expenditure is funded from non-operating revenue, such as capital grants. It indicates the dependence of the City on non-operating revenue to fund asset renewal.		33.7%	32.2%
6.3	OP Cash Surplus to Capex	This indicates the extent to which capital expenditure is funded from operating cash surpluses, after ecluding the effect of depreciation and other non-cash expenditure.		84.6%	59.9%
6.4	OP Csh Surplus plus Capinc/ Capex	This ratio combines the previous two measures to ascertain the extent to which capital expenditure in a financial period is funded from operating cash surplus and capital income in that period.		1.18	0.92

■ arrow indicates measure is moving in a positive direction compared to previous year

■ arrow indicates measure is not performing as well as previous year

# financial statements






# financial statements









# financial statements






# financial statements





# financial statements





# Elected Members' Attendance

## Legend:

LOA = Leave of Absence

NM = Not member of the Committee/Regional Council

Obs = Attendance at a meeting as an Observer

(of ...) = Where an Elected Member was not in office or not a committee member for the whole of the financial year, the total number of meetings held during their term is shown in brackets.

## Total Number of Meetings held during 2010/11 financial year

<b>Mayor Troy Pickard</b>	Meetings attended (from start to finish)
	Exclusion from attendance
<b>Cr Trona Young (until October 2011)</b>	Meetings attended (from start to finish)
	Exclusion from attendance
<b>Cr Sam Thomas (from October 2011)</b>	Meetings attended (from start to finish)
	Exclusion from attendance
<b>Cr Philippa Taylor</b>	Meetings attended (from start to finish)
	Exclusion from attendance
<b>Cr Tom McLean, JP</b>	Meetings attended (from start to finish)
	Exclusion from attendance
<b>Cr Kerry Hollywood</b>	Meetings attended (from start to finish)
	Exclusion from attendance
<b>Cr Geoff Amphlett, JP</b>	Meetings attended (from start to finish)
	Exclusion from attendance
<b>Cr Liam Gobbert</b>	Meetings attended (from start to finish)
	Exclusion from attendance
<b>Cr Mike Norman</b>	Meetings attended (from start to finish)
	Exclusion from attendance
<b>Cr Christine Hamilton-Prime</b>	Meetings attended (from start to finish)
	Exclusion from attendance
<b>Cr Brian Corr</b>	Meetings attended (from start to finish)
	Exclusion from attendance
<b>Cr John Chester</b>	Meetings attended (from start to finish)
	Exclusion from attendance
<b>Cr Russ Fishwick, JP</b>	Meetings attended (from start to finish)
	Exclusion from attendance
<b>Cr Fiona Diaz (until October 2011)</b>	Meetings attended (from start to finish)
	Exclusion from attendance
<b>Cr Teresa Ritchie (from October 2011)</b>	Meetings attended (from start to finish)
	Exclusion from attendance



	Ordinary Council	Special Council	Strategy Session	Briefing Session
	11	4	9	11
	11	4	8	9
	1 (of 4)	Nil (of Nil)	Nil (of 3)	Nil (of 4)
				1 x LOA
	6 (of 7)	4 (of 4)	6 (of 6)	7 (of 7)
	10	4	5	9
	1 x LOA		1 x LOA	2 x LOA
	11	4	9	11
	11	4	8	9
	11	3	7	11
	11	2	7	10
			2 x LOA	1 x LOA
	11	4	5	9
			1 x LOA	
	9	3	5	6
	2 x LOA	1 x LOA	2 x LOA	2 x LOA
	9	4	6	10
	2 x LOA		1 x LOA	
	11	3	9	11
		1 x LOA		
	11	3	8	9
				1 x LOA
	2 (of 4)	Nil (of Nil)	Nil (of 3)	2 (of 4)
	1 x LOA			
	7 (of 7)	4 (of 4)	6 (of 6)	7 (of 7)

# Elected Members' Attendance

	Total Number of Meetings held during 2010/11 financial year
<b>Mayor Troy Pickard</b>	Meetings attended (from start to finish)
	Exclusion from attendance
<b>Cr Trona Young (until October 2011)</b>	Meetings attended (from start to finish)
	Exclusion from attendance
<b>Cr Sam Thomas (from October 2011)</b>	Meetings attended (from start to finish)
	Exclusion from attendance
<b>Cr Philippa Taylor</b>	Meetings attended (from start to finish)
	Exclusion from attendance
<b>Cr Tom McLean, JP</b>	Meetings attended (from start to finish)
	Exclusion from attendance
<b>Cr Kerry Hollywood</b>	Meetings attended (from start to finish)
	Exclusion from attendance
<b>Cr Geoff Amphlett, JP</b>	Meetings attended (from start to finish)
	Exclusion from attendance
<b>Cr Liam Gobbert</b>	Meetings attended (from start to finish)
	Exclusion from attendance
<b>Cr Mike Norman</b>	Meetings attended (from start to finish)
	Exclusion from attendance
<b>Cr Christine Hamilton-Prime</b>	Meetings attended (from start to finish)
	Exclusion from attendance
<b>Cr Brian Corr</b>	Meetings attended (from start to finish)
	Exclusion from attendance
<b>Cr John Chester</b>	Meetings attended (from start to finish)
	Exclusion from attendance
<b>Cr Russ Fishwick, JP</b>	Meetings attended (from start to finish)
	Exclusion from attendance
<b>Cr Fiona Diaz (until October 2011)</b>	Meetings attended (from start to finish)
	Exclusion from attendance
<b>Cr Teresa Ritchie (from October 2011)</b>	Meetings attended (from start to finish)
	Exclusion from attendance

Legend:

LOA = Leave of Absence

NM = Not member of the Committee/Regional Council

Obs = Attendance at a meeting as an Observer

(of ...) = Where an Elected Member was not in office or not a committee member for the whole of the financial year, the total number of meetings held during their term is shown in brackets.

	Policy Committee	Strategic Financial Management Committee	Audit Committee	CEO Performance Review Committee	Ocean Reef Marina Committee	Joondalup Performing Arts & Cultural Facility Steering Committee
	4	5	5	6	2	2
	4	5	5	5	2	NM
	Nil (of 1)	NM	Nil (of 2)	NM	NM	NM
	NM 1 x Obs.	4 (of 4)	3 (of 3)	2 (of 2)	1 (of 1)	NM
	3 (of 3)	1 (of 1) 1 x Obs.	NM 1 x Obs.	1	1	NM
	NM 1 x Obs.	5	5	6	1 x LOA NM 1 (of 1) 1 x Obs.	2
	4	NM 2 x Obs.	NM 1 x Obs.	NM 1 x Obs.	NM 1 (of 1) 1 x Obs.	2
	NM 1 x Deputy	3	4	5	1	NM
	3	NM 2 x Deputy 2 x Obs.	NM 1 x Deputy.	NM	1 x Obs. 1 x Deputy.	2
	NM 2 x Deputy	5	NM 1 x Deputy	4	1 x Obs. 1 x Deputy.	NM
	Nil (of 4) 2 x LOA	NM	1 2 x LOA	NM	1 1 x LOA	NM
	NM	1 (of 1) 2 x obs.	3 (of 3)	1 (of 4) 1 x Obs.	1 x Obs.	NM
	1 (of 1) 1 x Obs.	4 (of 4) 1 x Obs.	2 (of 2) 1 x Obs.	2 (of 2) 1 x Deputy	2	1 1 x LOA
	NM 1 x Deputy 1 x Obs.	4	NM 1 x Obs.	6	2	2
	Nil (of 1)	NM	Nil (of 2) 1 x LOA	NM	NM	NM
	3 (of 3)	NM 1 x Obs. 1 x Deputy	3 (of 3)	NM 1 x Obs.	NM 1 x Obs.	NM

# Elected Members' Attendance

## Legend:

LOA = Leave of Absence

NM = Not member of the Committee/Regional Council


Obs = Attendance at a meeting as an Observer

(of ...) = Where an Elected Member was not in office or not a committee member for the whole of the financial year, the total number of meetings held during their term is shown in brackets.

## Total Number of Meetings held during 2010/11 financial year

	Total Number of Meetings held during 2010/11 financial year
<b>Mayor Troy Pickard</b>	Meetings attended (from start to finish)
	Exclusion from attendance
<b>Cr Trona Young (until October 2011)</b>	Meetings attended (from start to finish)
	Exclusion from attendance
<b>Cr Sam Thomas (from October 2011)</b>	Meetings attended (from start to finish)
	Exclusion from attendance
<b>Cr Philippa Taylor</b>	Meetings attended (from start to finish)
	Exclusion from attendance
<b>Cr Tom McLean, JP</b>	Meetings attended (from start to finish)
	Exclusion from attendance
<b>Cr Kerry Hollywood</b>	Meetings attended (from start to finish)
	Exclusion from attendance
<b>Cr Geoff Amphlett, JP</b>	Meetings attended (from start to finish)
	Exclusion from attendance
<b>Cr Liam Gobbert</b>	Meetings attended (from start to finish)
	Exclusion from attendance
<b>Cr Mike Norman</b>	Meetings attended (from start to finish)
	Exclusion from attendance
<b>Cr Christine Hamilton-Prime</b>	Meetings attended (from start to finish)
	Exclusion from attendance
<b>Cr Brian Corr</b>	Meetings attended (from start to finish)
	Exclusion from attendance
<b>Cr John Chester</b>	Meetings attended (from start to finish)
	Exclusion from attendance
<b>Cr Russ Fishwick, JP</b>	Meetings attended (from start to finish)
	Exclusion from attendance
<b>Cr Fiona Diaz (until October 2011)</b>	Meetings attended (from start to finish)
	Exclusion from attendance
<b>Cr Teresa Ritchie (from October 2011)</b>	Meetings attended (from start to finish)
	Exclusion from attendance

	Capital Works Committee	Art Collection and Advisory Committee	Streetscape Working Group	Community Safety and Crime Prevention Working Group	Mindarie Regional Council	Tamala Park Regional Council
	1	1	2	1	8	8
	1	1	NM	NM	NM	NM
	N/A	N/A	NM	NM	NM	NM
	1 x Deputy	1	NM	NM	NM	NM
	0	NM	NM	NM	NM	NM
	1	NM	NM	NM	NM	6
	NM	1	2	NM	6	NM
	1	NM	NM	1	NM	7
	NM	1	NM	NM	NM	NM
	NM 1 x Deputy	1	2	NM	NM	NM
	0	NM	NM	1	NM	NM
	1 x LOA					
	1	NM	NM	NM	NM	NM
	NM	1	NM	NM	NM	NM
	NM	NM	NM	NM	8	NM
	N/A	N/A	NM	NM	NM	NM
	NM	1	NM	NM	NM	NM





The symbol of the City of Joondalup combines imagery of both the man-made (the grid structure) and natural environments (the leaf pattern) and represents the balance between the two. The floral shapes are derived from local flora on Lake Joondalup and the two combined are symbolic of the planned City.



City of  
Joondalup

**T:** 08 9400 4000

**F:** 08 9300 1383

90 Boas Avenue Joondalup WA 6027

PO Box 21 Joondalup WA 6919

**[joondalup.wa.gov.au](http://joondalup.wa.gov.au)**

*This document is available in alternate formats upon request.*