

Where is the Green Sheep?

Lift—the—Flap Craft

Instructions:

1. Cut out the flaps
2. Glue or sticky tape over the sheep. Make sure you can fold the flap back to see the sheep.
3. Tell the story!






Bubbles = Bath Sheep


Checked Blanket = Bed Sheep

Striped Towel = Sun Sheep

Blue Water = Wave Sheep



Green Bush = Green Sheep






Here is the bath sheep.

And here is the bed sheep.



Here is the sun sheep.

And here is the wave sheep.



Ssshhhh...