

Budget 2020/21



Cover Image: City of Joondalup – Whitfords Nodes Playspace - Whitfords Nodes Health and Wellbeing Hub
Location: Hillarys
Photos: © City of Joondalup

Mayor and Councillors


<ul style="list-style-type: none">• Albert Jacob, JP	Mayor
<ul style="list-style-type: none">• Kerry Hollywood• Tom McLean, JP	North Ward
<ul style="list-style-type: none">• Nige Jones• Philippa Taylor	North-Central Ward
<ul style="list-style-type: none">• Christopher May• Russell Poliwka	Central Ward
<ul style="list-style-type: none">• Christine Hamilton-Prime• John Raftis	South-West Ward
<ul style="list-style-type: none">• John Chester• John Logan	South-East Ward
<ul style="list-style-type: none">• Russ Fishwick, JP• Suzanne Thompson	South Ward

Executive Staff

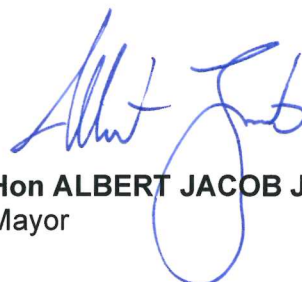
Chief Executive Officer – Garry Hunt
Director Corporate Services – Mat Humfrey
Director Infrastructure Services – Nico Claassen
Director Planning and Community Development – Dale Page
Director Governance and Strategy – Jamie Parry

Budget Statement

We hereby certify that Council at its meeting held on Tuesday 30 June 2020 adopted the 2020-21 Budget for the City of Joondalup.



GARRY HUNT PSM
Chief Executive Officer



Hon ALBERT JACOB JP
Mayor

CITY OF JOONDALUP

2020-21 BUDGET SUMMARY

EXECUTIVE REPORT

1)	EXECUTIVE SUMMARY	3
2)	INTRODUCTION	4
3)	BUDGET OVERVIEW	5
4)	EXPENDITURE	5
5)	REVENUE	8
6)	EXPENDITURE AND SOURCES OF FUNDS.....	10
7)	RESERVE ACCOUNTS	11
8)	BORROWINGS	11
9)	CONCLUSION	11

1) **Executive Summary**

For a number of years, the City of Joondalup has been able to deliver modest rate increases while still being able to deliver services and provide facilities that have consistently met the expectations of residents. This has been achieved by prudent financial management.

While the economic environment remains at a relatively low ebb with sustained low growth, low inflation and low interest rates the current COVID-19 pandemic has caused economic disruption on a scale not seen for a long time. It is in this context that the City of Joondalup's 2020-21 Budget proposes an overall rates decrease for a residential improved property on the average gross rental value (GRV) of \$20,617 and the standard refuse service charge remaining unchanged for the sixth year in a row.

The City has also taken specific measures in the 2020-21 Budget to reduce expenditure and reduce some programs in addition to significant reduction in revenue streams. These and further initiatives are one-off measures that cannot be sustained beyond 2020-21 and future budgets will need to consider measures to recover the operating deficit position.

The City's *Strategic Community Plan, Joondalup 2022*, has been reviewed and the City's 2020-21 Budget continues to deliver the vision of "A global City: bold, creative and prosperous". The City's *20 Year Strategic Financial Plan* guides the development of the 2020-21 Budget.

As has been the case since the 2008-09 financial year differential rating will be applied for 2020-21. The differential rates proposed for residential, commercial and industrial property, both improved and unimproved, have been reviewed ensuring that the City is able to equitably spread the rates levy burden across the community.

The 2020-21 Budget general rate revenue will be \$98.1 million excluding Specified Area Rates. Rates are the City's largest single, source of funds without which the City could not deliver many of its services, facilities or undertake planned works and projects.

The 2020-21 expenditure program includes a number of significant projects and programs including \$6.3 million in accelerated capital projects as stimulus proposed to combat the economic impact of COVID-19 including projects funded by the \$1.4m Local Roads and Community Infrastructure (LRCI) grant program:

- \$1.8 million to progress Kiosks/Restaurants for Burns Beach and Pinnaroo Point
- \$1.8 million to progress Warwick Activity Centre and Warwick Sports Centre
- \$2.5 million to progress Joondalup City Centre Streetlighting project
- \$5.4 million for parks equipment, playground equipment, shelters, barbecues and parks irrigation refurbishments in accordance with landscape master plans or asset preservation plans
- \$1.9 million to undertake streetscape enhancement and landscaping works including the Leafy City program
- \$2.8 million to undertake refurbishment and upgrade works at City owned buildings
- \$22.6 million for various road construction, drainage and other infrastructure including:
 - Blackspot projects at Marmion Avenue, Ocean Reef Road and Hepburn Avenue
 - Warwick Road and Erindale Road intersection upgrade
 - Whitfords Avenue and Northshore Drive roundabout

- Road preservation and resurfacing, local traffic treatments, stormwater drainage, and other infrastructure
 - New footpaths, shared use paths and slab path replacements
 - Bridges and Parking facilities
- \$1.1 million on natural areas, including fencing, paths and firebreaks and management of dedicated bushland areas, bushland in developed parks and foreshores

2) Introduction

The City of Joondalup is one of the larger local governments in Western Australia based on population.

The City has 17kms of stunning coastline stretching from Beach Road, Marmion in the south, to Burns Beach Road, Burns Beach in the north. Popular beaches with excellent facilities are located at Marmion, Sorrento, Hillarys, Pinnaroo, Whitfords, Mullaloo, Ocean Reef, Beaumaris and Burns Beach. Beachside leisure activities include boating, water skiing, snorkelling, fishing, windsurfing, animal exercise and dual use paths ideal for walking and cycling.

The City provides a wide range of community services and some of the best leisure and sporting facilities available, catering for junior and senior sporting and recreational pursuits.

The City's natural assets include the Yellagonga wetlands and the City works closely with the Department of Parks and Wildlife, the City of Wanneroo and a variety of community groups to manage the natural assets of the region.

The City continues to work closely with regional stakeholders to develop cultural, educational and economic initiatives.

3) Budget Overview

The 2020-21 Budget has been prepared in accordance with the requirements of the *Local Government Act 1995* and the *Local Government (Financial Management) Regulations 1996*.

The relevant Statutory Statements within this document are:

- Statement of Comprehensive Income by Nature or Type – Attachment 1a
- Statement of Comprehensive Income by Program – Attachment 1b
- Statement of Cash Flows – Attachment 2
- Rate Setting Statement – Attachment 3
- Rating Information Statement – Attachment 4

Additional supporting information is provided in Attachments 5 to 9.

In summary:

- Statement of Comprehensive Income shows a net surplus resulting from operations (inclusive of capital revenue) of \$1.5 million
- Capital Expenditure on projects, works and motor vehicle replacements amount to \$48.4 million
- Net transfer from reserves during the budget year 2020-21 will be \$1.8 million

4) Expenditure

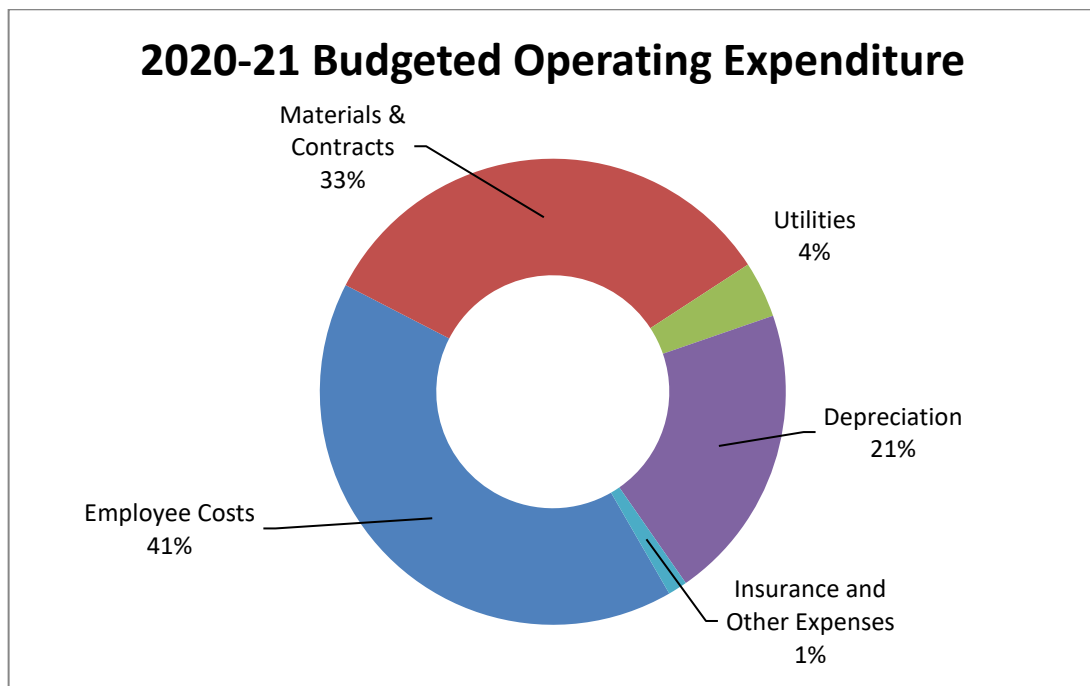
Expenditure is categorised into operating and capital and these are described further below.

Operating Expenditure

Operating expenditure including depreciation totals \$156.7 million as shown below. Key movements generally reflect the City ensuring that it has the resources and capacity to deliver the services, facilities and works the community have identified in Joondalup 2022.

The City has worked hard to contain cost pressures in labour costs, materials and external contractors.

Operating Expenditure	2019-20 Estimated \$	2020-21 Budget \$
Employee Costs*	61,685,100	64,094,975
Materials & Contracts	48,806,825	52,096,994
Utilities	6,001,424	6,114,625
Depreciation, Impairments and Write offs	32,193,057	32,308,300
Insurance and Other Expenses	2,499,160	2,097,939
Total Operating Expenditure	151,185,566	156,712,833



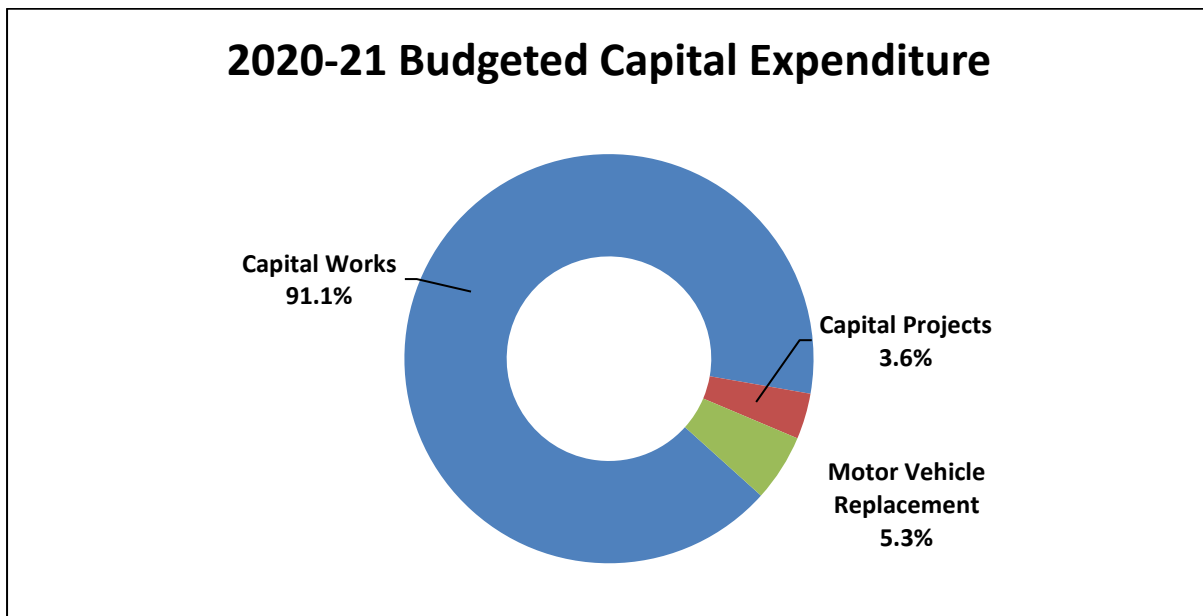
* The 2019-20 estimate of employee costs reflects the impact of the COVID-19 related closures of facilities which is approximately a \$3.5m reduction on the 2019-20 adopted budget.

Capital Expenditure

Capital expenditure totals \$48.4 million, the most significant component of which is the Capital Works program.

Capital expenditure is as follows: -

Capital Expenditure	2020-21 Budget \$
Capital Projects (refer more detailed break down below)	1,752,599
Capital Works (refer more detailed break down below)	44,091,770
Motor Vehicle Replacement	2,567,500
Total Capital Expenditure	48,411,869



The 2020-21 Capital Works budget forms part of the Five Year Capital Works Program.

A breakdown of the 2020-21 Capital Works program is as follows:

Capital Works Program	Budget 2020-21 \$
Parks Development	2,703,830
Foreshore & Natural Areas Management	1,045,000
Parking Facilities	1,046,802
Parks Equipment	2,698,356
Streetscape Enhancement	1,984,366
Local Traffic Management and Blackspot Projects	2,700,908

**CITY OF JOONDALUP
2020-21 Annual Budget**

Major Road Construction	4,805,249
Paths & Bicycle Networks	3,828,815
Stormwater Drainage	1,189,000
Street Lighting	3,612,000
Road Preservation & Resurfacing	9,102,359
Major Building Works & Projects	9,375,085
Total Capital Works Program	44,091,770

A breakdown of the 2020-21 Capital Projects is as follows:

Capital Projects	Budget 2020-21 \$
Cafes/Restaurants/Kiosks	268,222
Information Technology Projects	761,000
Council Chamber Audio Visual System Upgrade	7,961
Artworks and Art Programs	105,000
Account Payable Automation System Implementation	85,471
Joondalup City Centre Development	85,232
Lot 12223 (12) Blackwattle Parade, Padbury	14,500
Community Safety CCTV Equipment	116,000
Ocean Reef Marina Development	124,143
Display Screens Customer Service / Libraries	27,000
Leisure Centres Furniture replacement	65,000
Survey Total Station	55,000
Automated External Defibrillators	38,070
Total Capital Projects - Other	1,752,599

5) Revenue

Revenue is categorised into operating and capital.

Operating Revenue

Operating revenue including profit on disposal of assets totals \$147.5 million as shown below. Key elements include:

- Rates income reduction from previous year
- No increase in refuse collection charges for the 2020-21 financial year
- Other fees and charges reflecting the costs of providing the service and comparison to market rates where applicable and reduced from the previous year

The City will continue to provide enhanced landscape maintenance in the existing Specified Area Rates areas in Harbour Rise, Iluka, Burns Beach and Woodvale Waters areas. Specified Area Rates are charged separately on properties in these areas for this purpose.

**CITY OF JOONDALUP
2020-21 Annual Budget**

Operating Revenue	2019-20 Estimated \$	2020-21 Budget \$
Rates Including SAR's	104,694,907	98,783,931
Government Grants & Subsidies	3,322,195	5,880,449
Contributions, Reimbursements & Donations	1,042,510	1,070,156
Fees & Charges	37,971,447	40,020,382
Interest	3,201,166	1,105,049
Profit on Asset Disposal	438,313	98,529
Other Revenue	520,728	551,191
Total Operating Revenue	151,191,266	147,509,687

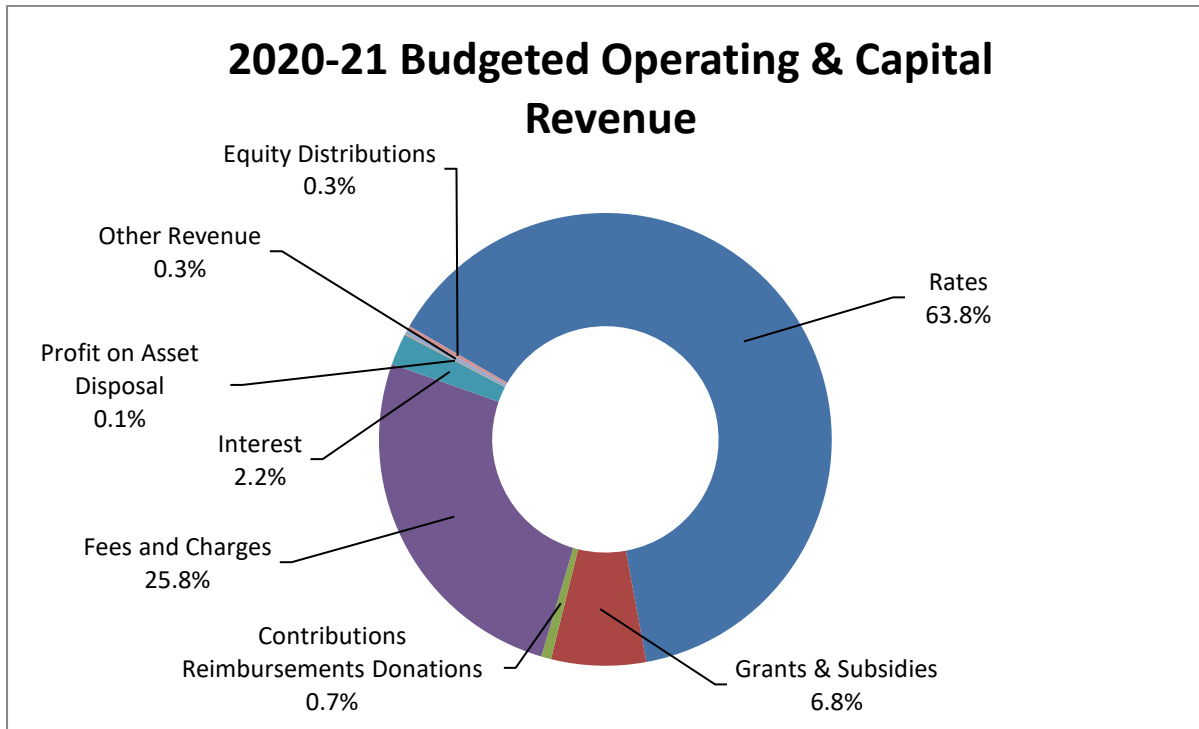
Capital Revenue

Capital revenue representing revenues directly related to the creation of capital assets totals \$11.2 million as shown below.

Key elements include:

- \$3.1 million for Road Preservation and Resurfacing
- \$2.5 million for Road Construction including Whitfords Avenue / Northshore Drive Roundabout
- \$1.7 million for Paths
- \$1.6 million for Blackspot Projects
- \$500,000 Equity Distribution from Tamala Park Regional Council
- \$590,000 for Foreshore and Natural Areas
- \$300,000 for Building Capital Works
- \$90,000 for Parking Facilities

Capital Revenue	2019-20 Estimated \$	2020-21 Budget \$
Capital Grants & Subsidies for the Development of Assets	5,108,897	9,972,598
Capital Contributions	450,298	730,000
Equity Distributions and Other Capital Contributions	19,274	500,000
Total Capital Revenue	5,578,469	11,202,598



6) Expenditure and Sources of Funds

The 2020-21 expenditure and sources of funding are as follows:

Expenditure and Sources of Funds	2019-20 Estimated \$	2020-21 Budget \$
Expenditure		
Operating Expenditure	151,185,566	156,712,833
Less Depreciation	(32,193,057)	(32,308,300)
Less Loss on Disposal of Assets	(563,495)	(282,114)
Plus/Less Non-Current Movements	150,000	(100,000)
Plus Capital Expenditure	33,692,447	48,411,869
Plus Loan Repayment – Principal	3,324,328	2,445,660
Total Expenditure	155,595,789	174,879,948
Sources of Funds		
Carry Forward Surplus from Previous Year	5,581,095	17,321,507
Rates	104,694,907	98,783,931
Government Grants & Subsidies	8,431,092	15,853,047
Contributions Reimbursements Donations	1,492,808	1,800,156
Fees & Charges	37,971,447	40,020,382
Interest and Other Revenue	3,721,894	1,656,240
Proceeds on Asset Disposal	3,112,998	1,851,050
Net Transfers (to)/from Reserves	5,999,654	1,806,937
Net Transfer (to)/from Trust	1,892,127	297,158
Equity Distributions and Movements	19,274	500,000
Total Sources of Funds	172,917,296	179,890,408
Net Surplus Carried Forward	17,321,507	5,010,460

For further details refer 2020-21 Statement of Cash Flows (Attachment 2), 2020-21 Rate Setting Statement (Attachment 3) and the Notes to and Forming Part of the Budget (Attachment 5).

7) Reserve Accounts

The City has established various reserve accounts to which monies are set aside at the discretion of the Council to fund future City requirements.

During the 2020-21 financial year the City will transfer a net \$1.8 million from reserves including:

- \$24.7 million into various reserve accounts of which \$0.5 million represents estimated investment earnings as well as \$19.8 million into the Asset Renewal Reserve (offset by draw-down), \$1.4 million into the Strategic Asset Reserve, \$0.5 million into the Waste Management Reserve, \$1.9 million into the Parking Facility Reserve, \$0.5 million into the Tamala Park Land Sales Reserve and \$100,000 into the Long Service Leave Reserve.
- \$26.6 million will be drawn from reserves of which the major amounts are \$12.6 million from the Asset Renewal Reserve, \$8.4 million from the Strategic Asset Reserve, \$4.5 million for capital works in various stages of progress that will be carried forward from 2019-20, \$1.0 million from the Parking Facility Reserve and \$0.02 million from the various Specified Area Rating Reserves.

Details of reserves are described in the Notes to and Forming Part of the Budget (Attachment 5).

8) Borrowings

The City is not proposing any new borrowings during the 2020-21 financial year.

Existing borrowings will require principal and interest repayments of \$3,324,328 and \$333,691 respectively. Loan principal outstanding is expected to decrease from \$7.1 million at 30 June 2020 to \$4.6 million at 30 June 2021 of which \$3.7 million is for the Reid Promenade Multi Storey Car Park and is fully paid for from paid parking revenue.

9) Conclusion

The 2020-21 Budget has been very challenging with the prevailing economic conditions exacerbated by the impact of the ongoing COVID-19 pandemic on the economy and the community and, at the same time, the need to continue providing services as well as ongoing capital requirements. It is in this context that for 2020-21 the overall revenue from rates is declining significantly and no refuse charge increase is being applied, with a residential improved property on the average gross rental value (GRV) of \$20,617 and with a standard refuse service expected to experience a reduction in the rates and refuse levies.

This budget will result in a significant deterioration in the City's operating position. This is the result of various measures applied by the City in 2020-21 as one-offs to mitigate the expected negative impact of COVID-19 on the wider economy and community.

These initiatives cannot be sustained beyond 2020-21 without revisions to the City's revenue and expenditure streams.

The City will strive to achieve this whilst maintaining alignment to the City's Strategic Community Plan, Joondalup 2022, to ensure the City is delivering on the vision of "A global City: bold, creative and prosperous" and will be guided by the City's 20 Year Strategic Financial Plan.



GARRY HUNT PSM
Chief Executive Officer



MAT HUMFREY
Director Corporate Services

CITY OF JOONDALUP
STATEMENT OF COMPREHENSIVE INCOME BY NATURE OR TYPE
FOR THE YEAR ENDING 30 JUNE 2021

	Notes	Budget 2019-20 \$	Estimate 2019-20 \$	Budget 2020-21 \$
Operating Revenues				
General Rates	3	103,410,513	103,985,915	98,078,155
Specified Area Rates	3	698,945	708,992	705,776
Grants and Subsidies		5,813,788	3,322,195	5,880,449
Contributions Reimbursements and Donations	4	1,013,160	1,042,510	1,070,156
Profit on Asset Disposals	7	88,946	438,313	98,529
Fees and Charges	5	42,165,954	37,971,447	40,020,382
Interest Earnings	9	3,668,336	3,201,166	1,105,049
Other Revenue/Income		535,856	520,728	551,191
Total Operating Revenue		157,395,498	151,191,266	147,509,687
Operating Expenses				
Employee Costs		(65,187,584)	(61,685,100)	(64,094,975)
Materials and Contracts		(51,053,002)	(48,806,825)	(52,096,994)
Utilities (gas, electricity, water etc.)		(5,978,544)	(6,001,424)	(6,114,625)
Depreciation of Non-Current Assets	6	(32,590,981)	(32,193,057)	(32,308,300)
Loss on Asset Disposal	7	(280,841)	(563,495)	(282,114)
Interest Expenses	13,19	(558,311)	(511,296)	(384,877)
Insurance Expenses		(1,405,410)	(1,424,369)	(1,430,948)
Total Operating Expenses		(157,054,672)	(151,185,566)	(156,712,833)
Net Operating Surplus/(Deficit)	11	340,826	5,700	(9,203,146)
Capital Grants and Contributions				
Grants for the Development of Assets		5,234,345	5,108,897	9,972,598
Other Capital Contributions	4	140,733	450,298	730,000
Total Capital Grants and Contributions		5,375,078	5,559,195	10,702,598
Net Surplus Resulting from Operations		5,715,904	5,564,895	1,499,452

CITY OF JOONDALUP
STATEMENT OF COMPREHENSIVE INCOME BY PROGRAM
FOR THE YEAR ENDING 30 JUNE 2021

	Notes	Budget 2019-20 \$	Estimate 2019-20 \$	Budget 2020-21 \$
Operating Revenues				
Governance		33,674	249,225	33,674
General Purpose Funding		111,776,481	110,439,822	103,938,516
Law, Order and Public Safety		881,878	285,377	819,800
Health		531,500	516,903	498,476
Education and Welfare		222,127	148,930	132,671
Community Amenities		22,614,608	22,396,760	22,510,390
Recreation and Culture		11,509,876	8,721,312	9,724,289
Transport		7,724,413	6,562,025	7,769,223
Economic Services		1,066,468	995,014	970,162
Other Property & Services		1,034,473	875,898	1,112,485
Total Operating Revenue		157,395,498	151,191,266	147,509,687
Operating Expenses				
Governance		(6,313,756)	(5,861,926)	(6,280,203)
General Purpose Funding		(3,388,199)	(3,318,054)	(3,271,745)
Law, Order and Public Safety		(4,376,614)	(4,541,973)	(4,144,647)
Health		(1,739,837)	(1,698,374)	(1,705,198)
Education and Welfare		(2,327,112)	(2,232,547)	(2,344,691)
Community Amenities		(26,379,666)	(27,830,552)	(27,437,442)
Recreation and Culture		(47,026,400)	(43,836,307)	(46,213,495)
Transport		(34,165,204)	(32,230,848)	(34,726,651)
Economic Services		(2,229,771)	(2,117,448)	(2,500,641)
Other Property & Services		(29,108,113)	(27,517,537)	(28,088,118)
Total Operating Expenses		(157,054,673)	(151,185,566)	(156,712,833)
Net Operating Surplus/(Deficit)	11	340,826	5,700	(9,203,146)
Capital Grants and Contributions				
Grants for the Development of Assets		5,234,345	5,108,897	9,972,598
Other Capital Contributions		140,733	450,298	730,000
Total Capital Grants and Contributions		5,375,078	5,559,195	10,702,598
Net Surplus Resulting from Operations		5,715,904	5,564,895	1,499,452

CITY OF JOONDALUP
STATEMENT OF CASH FLOWS
FOR THE YEAR ENDING 30 JUNE 2021

	Notes	Budget 2019-20 \$	Estimate 2019-20 \$	Budget 2020-21 \$
Cash Flows from Operating Activities				
Receipts				
General and Specified Area Rates		104,144,015	104,740,312	90,266,306
Operating Grants & Subsidies		5,813,788	3,322,195	5,880,449
Contributions, Reimbursements & Donations		1,013,160	1,042,510	1,070,156
Fees & Charges		42,104,759	38,118,129	39,936,832
Interest Earnings		3,943,907	3,419,159	1,725,729
Other Receipts		535,856	520,728	551,191
Total Receipts		157,555,485	151,163,033	139,430,662
Payments				
Employee Costs		(64,602,464)	(61,556,657)	(63,512,491)
Materials & Contracts		(50,784,406)	(47,813,228)	(51,188,305)
Utilities (Gas, Electricity, Water etc)		(5,946,504)	(5,878,387)	(6,007,385)
Interest Expenses		(579,721)	(530,583)	(384,858)
Insurance Expenses		(1,405,410)	(1,424,369)	(1,430,948)
Total Payments		(123,318,505)	(117,203,223)	(122,523,987)
Net Cash Provided by Operating Activities	11	34,236,980	33,959,810	16,906,676
Cash Flows from Investing Activities				
Receipts				
Non-Operating Grants, Subsidies & Contributions		5,375,078	5,559,195	10,702,598
Equity Distribution		500,000	-	500,000
Transfer From Trust Fund		2,002,728	1,892,127	297,158
Proceeds from Asset Sales		3,178,800	3,112,998	1,851,050
Total Receipts		11,056,606	10,564,320	13,350,806
Payments				
Land and Buildings		(3,576,568)	(1,375,268)	(991,599)
Furniture & Equipment		(611,000)	(153,754)	(761,000)
Vehicles & Plant		(1,860,000)	(1,703,031)	(2,567,500)
Construction of Infrastructure Assets		(33,332,701)	(31,534,863)	(43,881,770)
Transfer to Trust Funds		-	-	-
Total Payments		(39,380,269)	(34,766,916)	(48,201,869)
Net Cash Used In Investing Activities		(28,323,663)	(24,202,596)	(34,851,063)
Cash Flows from Financing Activities				
Proceeds from borrowings		-	-	-
Repayment of borrowings		(3,324,328)	(3,324,328)	(2,445,660)
Net Cash From Financing Activities		(3,324,328)	(3,324,328)	(2,445,660)
Net Increase/(Decrease) in Cash Held		2,588,989	6,432,886	(20,390,047)
Cash at the Beginning of the Year		101,528,668	111,629,542	118,062,428
Cash at the End of the Year (including Restricted Cash)	15	104,117,657	118,062,428	97,672,381

CITY OF JOONDALUP
RATE SETTING STATEMENT
FOR THE YEAR ENDING 30 JUNE 2021

	Notes	Budget 2019-20 \$	Estimate 2019-20 \$	Budget 2020-21 \$
Operating Revenue				
Specified Area Rates		698,945	708,992	705,776
Grants and Subsidies		5,813,788	3,322,195	5,880,449
Contributions Reimbursements and Donations	4	1,013,160	1,042,510	1,070,156
Profit on Asset Disposals	7	88,946	438,313	98,529
Fees and Charges	5	42,165,954	37,971,447	40,020,382
Interest Earnings	9	3,668,336	3,201,166	1,105,049
Other Revenue/Income		535,856	520,728	551,191
Total Operating Revenue		<u>53,984,985</u>	<u>47,205,351</u>	<u>49,431,532</u>
Operating Expenses				
Employee Costs		(65,187,584)	(61,685,100)	(64,094,975)
Materials and Contracts		(51,053,002)	(48,806,825)	(52,096,994)
Utilities (gas, electricity, water etc.)		(5,978,544)	(6,001,424)	(6,114,625)
Depreciation of Non-Current Assets	6	(32,590,981)	(32,193,057)	(32,308,300)
Loss on Asset Disposal	7	(280,841)	(563,495)	(282,114)
Interest Expenses	13	(558,311)	(511,296)	(384,877)
Insurance Expenses		(1,405,410)	(1,424,369)	(1,430,948)
Total Operating Expenses		<u>(157,054,672)</u>	<u>(151,185,566)</u>	<u>(156,712,833)</u>
Surplus/(Deficit) from Operations		<u>(103,069,687)</u>	<u>(103,980,215)</u>	<u>(107,281,301)</u>
Adjustments for Non-Cash Movements				
Depreciation on Assets		32,590,981	32,193,057	32,308,300
Loss on Disposals		280,841	563,495	282,114
Profit on Disposals		(88,946)	(438,313)	(98,529)
Other Non-Current Items		100,000	(150,000)	100,000
Cash Surplus/(Deficit) from Operations		<u>(70,186,811)</u>	<u>(71,811,976)</u>	<u>(74,689,416)</u>
Non-Operating Revenue				
Non-operating Capital Grants and Subsidies		5,234,345	5,108,897	9,972,598
Non-operating Capital Contributions	4	140,733	450,298	730,000
Equity Distribution		500,000	-	500,000
Equity Investment		-	19,274	-
Total Non-Operating Revenue		<u>5,875,078</u>	<u>5,578,469</u>	<u>11,202,598</u>
Capital Expenditure				
Capital Projects		(3,576,568)	(1,529,022)	(1,752,599)
Capital Works		(35,335,429)	(30,460,394)	(44,091,770)
Motor Vehicle Replacements		(1,860,000)	(1,703,031)	(2,567,500)
Total Capital Expenditure	12	<u>(40,771,997)</u>	<u>(33,692,447)</u>	<u>(48,411,869)</u>
Capital Surplus/(Deficit)		<u>(34,896,919)</u>	<u>(28,113,978)</u>	<u>(37,209,271)</u>
Surplus/(Deficit) from Operations and Capital		<u>(105,083,730)</u>	<u>(99,925,954)</u>	<u>(111,898,687)</u>
Funding				
Proceeds from Disposals	7	3,178,800	3,112,998	1,851,050
Surplus Carried Forward		1,573,189	5,581,095	17,321,507
Loans - Repayment of Principal	13	(3,324,328)	(3,324,328)	(2,445,660)
Transfer to Trust Fund	14	-	-	-
Transfer from Trust Fund	14	2,002,729	1,892,127	297,158
Transfer from Reserves	10	13,139,643	13,218,635	26,602,761
Transfer to Reserves	10	(14,548,144)	(7,218,981)	(24,795,823)
Amount to be made-up from General Rates Surplus/(Deficit)	15	<u>103,410,513</u>	<u>103,985,915</u>	<u>98,078,155</u>
		<u>348,672</u>	<u>17,321,507</u>	<u>5,010,460</u>

CITY OF JOONDALUP
RATING INFORMATION STATEMENT
FOR THE YEAR ENDING 30 JUNE 2021

	General Rates				Minimum Payments				Interim Rates	Total		
	Rateable Value \$	No of Properties	Rate Cents in \$	Rate Yield \$	Rateable Value \$	No of Properties	Minimum Payment \$	Rate Yield \$		Rateable Value \$	No of Properties	Rate Yield \$
General Rate - GRV												
Residential Improved	1,163,461,554	54,101	5.9669	69,422,585	80,673,393	6,245	850	5,308,250	250,000	1,244,134,947	60,346	74,980,835
Residential Vacant	18,866,250	913	11.1772	2,108,718	1,635,040	241	929	223,889		20,501,290	1,154	2,332,607
Commercial Improved	292,374,532	947	6.6444	19,426,533	525,752	51	929	47,379		292,900,284	998	19,473,912
Commercial Vacant	1,287,750	20	11.1772	143,934	0	0	929	0		1,287,750	20	143,934
Industrial Improved	26,987,988	388	6.0426	1,630,776	24,125	2	929	1,858		27,012,113	390	1,632,634
Industrial Vacant	128,500	2	11.1772	14,363	0	0	929	0		128,500	2	14,363
Total GRV	1,503,106,574	56,371		92,746,909	82,858,310	6,539		5,581,376	250,000	1,585,964,884	62,910	98,578,285
General Rate - UV												
Residential	1,580,000	1	1.0349	16,351	0	0	909	0		1,580,000	1	16,351
Rural	1,730,000	2	1.0300	17,819	0	0	909	0		1,730,000	2	17,819
Total UV	3,310,000	3		34,170	0	0		0		3,310,000	3	34,170
Total Rate Levy	1,506,416,574	56,374		92,781,079	82,858,310	6,539		5,581,376		1,589,274,884	62,913	98,612,455
COVID Discount-Commercial												(299,400)
COVID Discount-Industrial												(58,500)
COVID Discount-Vacant Land												(176,400)
Total General Rates												98,078,155
Specified Area Rate												
Harbour Rise	20,222,300	518	0.70201	141,963						20,222,300	518	141,963
Iluka	54,115,330	1,920	0.75094	406,372						54,115,330	1,920	406,372
Burns Beach	39,922,460	1,296	0.34912	139,379						39,922,460	1,296	139,379
Woodvale Waters	3,710,720	138	0.48675	18,062						3,710,720	138	18,062
Total Specified Area Rate	117,970,810	3,872		705,776						117,970,810	3,872	705,776

NOTES TO AND FORMING PART OF THE BUDGET

1	Significant Accounting Policies	1
2	Program Activities.....	9
3	Rating and Valuations.....	10
4	Contributions, Reimbursements and Donations.....	18
5	Fees and Charges	18
6	Depreciation	20
7	Profit / (Loss) on Disposals of Assets	21
8	Members' Fees and Allowances	22
9	Interest Earnings	22
10	Restricted Reserve Accounts.....	23
11	Reconciliation of Cash Provided by Operating Activity.....	29
12	Capital Expenditure	30
13	Borrowings	30
14	Trust Fund.....	31
15	Determination of Opening Funds	32
16	Major Land Transactions	32
17	Discounts Waivers and Write Offs	32
18	Trading and Major Trading Undertakings.....	33
19	Interest on Lease Liability	33

Integrated Planning Framework

The City's Integrated Planning Framework guides the organisation to deliver accountable and measurable linkages between community aspirations, financial capacity and practical service delivery. The City's Strategic Community Plan outlines the vision, objectives and priorities of the City and its community, while the Corporate Business Plan translates the City's strategic direction and priorities into an operational delivery program. Several key strategies, including the 20 Year Strategic Financial Plan, also feed into this planning approach to inform the resourcing requirements of the City.

The annual budget has been informed by this strategic planning process.

1 Significant Accounting Policies

The significant accounting policies which have been adopted in the preparation of the financial statements forming part of this budget are:

a) **Basis of Preparation**

The City's financial report and budget constitute general purpose financial reports and have been prepared in accordance with Australian Accounting Standards (as they apply to local governments and not-for-profit entities), the Local Government Act 1995 (as amended) and the Local Government (Financial Management) Regulations 1996 (as amended).

Except for cash flow and rate setting information, the budget has been prepared on the accrual basis under the convention of historical cost accounting modified, where applicable, by the measurement at fair value of certain classes of non-current assets, financial assets and liabilities.

b) **The Local Government Reporting Entity**

The City's financial statements incorporate the Municipal Fund and the Reserve Fund under the control of the City.

In the process of reporting on the Local Government as a single entity, monies held by the City in the Trust Fund, of which the City has legal custody but is unable to deploy for its own purposes, are excluded from the consolidated financial statements and the cash position at the reporting date.

c) Rounding off of Figures

All figures shown in the budget, other than a rate in the dollar, are rounded to the nearest dollar.

d) Acquisition of Assets

Assets acquired during the year are recorded at the cost of acquisition, being the purchase consideration determined as at the date of acquisition plus costs incidental to the acquisition, subject to a capitalisation threshold applied to specific classes of assets as follows:

Furniture	\$ 5,000
Office Equipment	\$ 5,000
Motor Vehicles	\$ 5,000
Plant and Equipment	\$ 5,000
Computer Equipment	\$ 5,000
Computer Software	\$20,000

All other classes of assets are capitalised regardless of the initial cost of acquisition. Infrastructure Assets are capitalised through the capital works program. The capital works program does not incorporate assets acquisition or construction for values below \$5,000.

In the event that settlement of all or part of the cash consideration given in the acquisition of an asset is deferred, the fair value of the purchase consideration is determined by discounting the amounts payable in the future to their present value as at the date of acquisition.

e) Property, Plant and Equipment

Recognition

All assets are initially recognised at cost and subsequently revalued in accordance with the mandatory measurement framework prescribed by the Local Government (Financial Management) Regulations 1996. Property, plant and equipment are carried at fair value. Additions since the date of valuation are shown at cost and depreciated and it is considered that for those additions, cost less accumulated depreciation approximates their fair value. Items of property, plant and equipment, including buildings but excluding freehold land and artworks are depreciated over their estimated useful lives on a straight-line basis. Depreciation has been charged to the Statement of Comprehensive Income. The estimated useful lives, residual values and depreciation method are reviewed at the end of each annual reporting period.

Revaluation

All asset classes may be revalued on a regular basis such that the carrying values are not materially different from fair value. Those assets carried at a revalued amount, being their fair value at the date of revaluation less any subsequent accumulated depreciation and accumulated impairment losses, are revalued with sufficient regularity to ensure that the carrying amount does not differ significantly from that determined using fair value at the reporting date. The Local Government (Financial Management) Regulations 1996 mandating the use of Fair Value impose a further minimum requirement that an asset carried at a revalued amount will be revalued at intervals not exceeding five years.

f) Infrastructure Assets**Recognition**

Reserves and Engineering infrastructure assets acquired prior to 30 June 1997 were brought to account as non-current assets at their estimated depreciated replacement cost at that time (deemed cost). Additions subsequent to 30 June 1997 are recorded at cost. All infrastructure assets are revalued in accordance with the mandatory measurement framework prescribed by the Local Government (Financial Management) Regulations 1996 and are carried at their fair value. Infrastructure assets acquired by the City from contributions by developers are recorded as additions to assets and the income recorded in the Statement of Comprehensive Income.

Infrastructure assets acquired and constructed during the year are depreciated over their estimated useful lives on a straight-line basis from the commencement of the following financial year. Depreciation has been charged to the Statement of Comprehensive Income.

Revaluation

All infrastructure asset classes are revalued on a regular basis such that the carrying values are not materially different from their fair value. For infrastructure and other asset classes where no active market exists, fair value is determined to be the current replacement cost of an asset less, where applicable, accumulated depreciation calculated on a basis to reflect the already consumed or expired future economic benefits. All additions after the date of valuation are shown at cost less accumulated depreciation, where applicable, and it is considered that in those cases their carrying costs approximates the fair value. Depreciation has been charged to the Statement of Comprehensive Income.

Those assets carried at a revalued amount, being their fair value at the date of revaluation less any subsequent accumulated depreciation and accumulated impairment losses, are revalued with sufficient regularity to ensure the carrying amount does not differ significantly from fair value at the reporting date. The Local Government (Financial Management) Regulations 1996 mandating the use of Fair Value impose a further minimum requirement that an asset carried at a revalued amount will be revalued intervals not exceeding five years.

Land under Roads

Council has elected not to recognise the value of land under roads acquired before 1 July 2008 in accordance with AASB 1051. In addition, the City of Joondalup is required by Regulation 16 of the Local Government (Financial Management) Regulations 1996 not to recognise a value for land under roads.

g) Depreciation of Non-Current Assets

All non-current assets having a limited useful life are separately and systematically depreciated over their useful lives in a manner which reflects the consumption of the future economic benefits embodied in those assets. Depreciation is recognised on a straight-line basis, using rates which are reviewed each reporting period. Depreciation rates are:

Property, Plant and Equipment

Freehold Land	Nil	Artworks	Nil
Light Vehicles	7.50%	Buildings	1.0% - 10.0%
Heavy Vehicles	10.0%	Mobile Plant	12.50%
Computer Equipment	33.33% - 66.68%	Furniture & Office Equipment	10.0% – 20.0%
Other Equipment	10.0%	Computer Software (>\$20,000)	33.33%

Property, plant and equipment are depreciated on a straight line basis from the date of acquisition or, in respect of internally constructed assets, from the time an asset is completed and ready for use.

Infrastructure Assets

Certain infrastructure assets comprise various components with each component depreciated separately based on its estimated useful economic life to the entity. Specific depreciation rates adopted for Infrastructure assets are:

Infrastructure Assets Parks & Reserves

Fencing	1.67% - 2.5%
Furniture and Amenities	1.43% - 6.67%
Hard Landscaping	1.4% - 10.0%
Irrigation	2.5% - 4.0%
Marine	1.04% - 5.0%
Park and POS Signage	2.5% - 5.0%
Playspace	4.0% - 10.0%
POS Structure	5.0%
Hard Landscaping	1.43% - 10.0%
Sporting Infrastructure	1.67% - 5.0%
Waste	4.0% - 10.0%

Engineering

Roads/Traffic Management	2.0% - 5.0%
Footpaths	1.43% - 10.0%
Drainage	1.0% - 5.0%
Car parking	1.0% - 3.33%
Bridges and Underpasses	1.0% - 1.43%
Lighting	2.86% - 4.0%
Other Infrastructure Assets	1.0% - 10.0%

Infrastructure assets are depreciated over their estimated useful lives on a straight line basis effective from the known installation date or the commencement date of the next financial year following the year of acquisition / construction.

h) Inventories**General**

Inventories are valued at the lower of cost and net realisable value. Net realisable value is the estimated selling price in the ordinary course of business, less the estimated costs of completion and the estimated costs necessary to make the sale.

Inventories comprise consumables held for the City's operations.

Land Held for Resale

Land purchased for development and/or resale is valued at the lower of cost and net realisable value. Cost includes the cost of acquisition, development and interest incurred on the financing of the land during its development. Interest and other holding charges incurred after development is complete are recognised immediately as expenses.

Revenue arising from the sale of property (if applicable) is recognised in the Statement of Comprehensive Income as at the time of signing a binding contract of sale.

i) Crown Land

In accordance with Regulation 16 of the Local Government (Financial Management) Regulations 1996 and current accounting standards Crown land set aside as a public road reserve or other public thoroughfare or under the control of a local government under Section 3.53 of the Local Government Act 1995 or vested Crown land under the control of a local government by virtue of the operation of the Land Act or the Town Planning and Development Act has not been brought to account as an asset of the City. Improvements or structures placed upon such land have been accounted for as assets of the City.

j) Estimation of Fair Value

The fair value of financial assets and financial liabilities is estimated for recognition and measurement. The nominal value less estimated credit adjustments of trade receivables and payables are assumed to approximate their fair value. The fair value of financial liabilities for disclosure purposes is estimated by discounting the future contractual cash flows at the current market interest rate that is available to the City for similar financial instruments.

k) Impairment

In accordance with Australian Accounting Standards the City's assets, other than inventories, are assessed at each reporting date to determine whether there is any indication they may be impaired. Where such an indication exists, an estimate of the recoverable amount of the asset is made in accordance with AASB 136 "Impairment of Assets" and appropriate adjustments made.

Impairment losses are recognised in the Statement of Comprehensive Income whenever the carrying amount of an asset or its cash-generating unit exceeds its recoverable amount. For non-cash-generating assets such as roads, drains, public buildings and the like, value in use is represented by the depreciated replacement cost of the asset.

l) Provisions

Provisions are recognised when the City has a present legal or constructive obligation as a result of past events; it is more likely than not that an outflow of resources will be required to settle the obligation; and the amount has been reliably estimated. Provisions are not recognised for future operating losses.

Where there are a number of similar obligations, the likelihood that an outflow will be required in settlement is determined by considering the class of obligations as a whole. A provision is recognised even if the likelihood of an outflow with respect to any one item included in the same class of obligations may be small.

m) Rates

The rating and reporting periods coincide. All rates levied for the year are recognised as revenues. All outstanding rates are fully collectable and therefore no allowance has been made for doubtful debts.

All eligible pensioners and seniors registered under the Rates and Charges (Rebates and Deferments) Act 1992 may obtain a rebate from the WA State Government or defer their rates for full payment upon their property being sold or vacated. Pensioners/seniors who hold either a WA Seniors Card, with or without a Commonwealth Seniors Health Card, Pensioner Concession Card or State Concession Card can apply to be eligible for this State scheme. There is no cost to the City under this scheme as interest is received from the State Government for pensioner deferred rates.

n) Grants, Donations and Other Contributions

All grants, donations and other contributions in respect of which the City is not required to make a reciprocal transfer of economic benefits are recognised as revenue when the City obtains control over the assets comprising the contribution.

After being recognised as revenue, conditional grants and contributions are recognised as an expense and liability when the City fails to meet the specific conditions attached to a grant or contribution and becomes liable for its re-payment or refund.

Capital grants unspent are treated as restricted assets and are deducted from the available funds in the determination of the Opening and Closing Funds for the purpose of the Rate Setting Statement incorporated in the City's budget.

o) Employee Benefits

Provision is made for benefits accruing to employees in respect of annual leave and long service leave when it is probable that settlement will be required and are capable of being measured reliably.

Provisions made in respect of annual leave and long service leave, to be settled within twelve months, are measured at their nominal values.

Provisions made in respect of long service leave which are not expected to be settled within 12 months are measured at their present value of the estimated future cash outflows to be made by the City in respect of services provided by employees up to the reporting date.

p) Borrowing Costs

Borrowing costs are recognised as an expense in the period in which they are incurred. Where the purpose of borrowings is to fund the acquisition or construction of assets, borrowing costs may be capitalised as part of the cost of the assets involved, offset by any interest earned on the borrowed fund before being spent. In accordance with the treatment permitted by Australian Accounting Standards, the City generally expenses borrowings costs as they are incurred, regardless of the purpose of the borrowing.

q) Investments

Investments in managed funds are marked to market and the resultant increase or decrease in value is reflected in the Statement of Comprehensive Income at the reporting date. Interest on money market investments is recognised as revenue when earned. Investments in short term deposits, or which are otherwise readily convertible to known amounts of cash, are treated as part of cash and cash equivalents.

r) Superannuation

The City of Joondalup makes statutory contributions to the WA Local Government Superannuation Plan and other Funds as nominated by its employees. The expense related to these contributions is recognised in the Statement of Comprehensive Income.

s) Works in Progress

Major buildings, reserves, infrastructure and other assets that have not been completed at the reporting date will be reflected as works in progress.

t) Trade and Other Payables

Trade and other payables are recognised when the City becomes obliged to make future payments resulting from the purchase of goods and services. The amounts are unsecured and are generally settled within 30 days of recognition.

u) Trade and Other Receivables

Trade and other receivables are recognised initially at fair value and subsequently measured at amortised cost for material uncollectible amounts using the effective interest rate method, less any allowance. Receivables expected to be collected within 12 months at the end of the reporting period are classified as current assets. All other receivables are classified as non-current assets.

Collectability of trade and other receivables is reviewed on an ongoing basis. Debts that are known to be uncollectible are written off when identified. An allowance for doubtful debts is raised when there is objective evidence that they may not be collectible.

v) Goods and Services Tax

Revenues, expenses and assets capitalised are stated net of any GST recoverable. Receivables and payables in the Balance Sheet are stated inclusive of applicable GST.

The net amount of GST recoverable from, or payable to, the Australian Taxation Office is included as part of current assets and current liabilities. Cash flows are included in the statement of cash flows on a gross basis. The GST component of cash flows arising from investing or financing activities which is recoverable from, or payable to, the taxation authority is classified as operating cash flow.

w) Cash and Cash Equivalents

Cash and cash equivalents comprise cash at bank, cash on hand and other short term deposits which are readily convertible to known amounts of cash and which are subject to an insignificant risk of changes in values.

For the purpose of the Statement of Cash Flows, cash and cash equivalents consist of cash and cash equivalents as defined above, including bank overdrafts, which form an integral part of the City's cash management and are repayable on demand.

x) Comparative Figures

Where required, comparative figures have been adjusted to conform with changes in presentation for the current budget year.

y) Current and Non-Current Classifications

In the determination of whether an asset or liability is current or non-current, consideration is given to the time when each asset or liability is expected to be settled. The asset or liability is classified as current if it is expected to be settled within the next 12 months, being the City's operational cycle. In the case of liabilities where the City does not have the unconditional right to defer settlement beyond 12 months, such as vested long service leave, the liability is classified as current even if not expected to be settled within the next 12 months. Inventories held for trading are classified as current even if not expected to be realised in the next 12 months except for land held for sale where it is held as non-current based on the City's intentions to release for sale.

z) Leases

Lease of an asset for an underlying value exceeding \$5,000 and for a lease term in excess of 12 months results in a right-of-use asset being recognised with a corresponding liability at the date at which the leased asset is available for use by the City. Lease payments are allocated between the liability and interest expense. The interest expense is charged to the statement of comprehensive income over the lease period so as to produce a constant periodic rate of interest on the remaining balance of the liability for each period. The right-of-use asset is depreciated over the shorter of the asset's useful life and the lease term on a straight-line basis.

Assets and liabilities arising from leases are measured initially on a present value basis. Lease payments are discounted using the interest rate implicit in the lease. If this rate cannot be determined, the discount factor applied will be the City's incremental borrowing rate for terms similar to those within the lease.

A lease liability includes the net present value of the following:

- Fixed payments, less any lease incentives receivable;
- Variable lease payments based on an index or rate;
- Any amounts payable under a residual guarantee;
- Exercise price of a purchase option if the City is likely to exercise this option;
- Any penalty payments for termination of the lease, if the City is likely to take this course.

A right-of-use asset is measured at cost, which comprises:

- The amount of the initial measurement of lease liability;

- Any lease payments made at or before the commencement date less any lease incentives received;
- Any initial direct costs; and
- Any restoration costs

Lease payments associated with short-term leases (lease term 12 months or less, including extension options) and leases of assets with values of \$5,000 or less are charged to profit or loss on a straight-line basis over the period of the lease.

2 Program Activities

Statements of Comprehensive Income have been provided by program and by nature. Broad definitions of each program are as follows:

a) Governance

Governance relates to elected members costs and other costs that relate to the tasks of assisting elected members and ratepayers on matters which do not concern specific City services.

b) General Purpose Funding

Rates income and expenditure, Grants Commission and pensioner deferred rates interest.

c) Law, Order and Public Safety

Supervision and enforcement of various local laws relating to fire prevention, animal control and other aspects of public safety.

d) Health

Prevention and treatment of human illnesses, including inspection of premises / food control, immunisation and child health services.

e) Education and Welfare

Provision, management and support services for families, children and the aged and disabled within the community, including pre-school playgroups, day and after school care, assistance to schools and senior citizens support groups. Provision of aged persons units and resident funded units.

f) Housing

Provision of housing and leased accommodation where the City acts as landlord.

g) Community Amenities

Town planning and development, rubbish collection services, stormwater drainage, the provision of public conveniences, bus shelters, roadside furniture and litter control.

h) Recreation and Culture

Provision of facilities and support for organisations concerned with leisure time activities and sport, support for performing and creative arts. This includes maintenance of halls, aquatic centres, recreation and community centres, parks, gardens, sports grounds and the operation of libraries.

i) Transport

Construction, maintenance and cleaning of streets, roads, bridges, drainage works, footpaths, parking facilities, traffic signs and the City works operation centre, including development, plant purchase and maintenance.

j) Economic Services

Rural services, pest control, implementation of building controls and tourism and area promotion.

k) Other Property and Services

Public works overheads, plant / vehicle operations, sundry and other outlays that cannot be assigned to one of the preceding programs.

3 Rating and Valuations

The following table summarises the Gross Rental Values and Unimproved Values used in calculating the rates revenue to be raised.

	Budget 2019-20	Estimate 2019-20	Budget 2020-21
	\$	\$	\$
Gross Rental Values			
Residential Improved	1,403,140,222	1,403,140,222	1,244,134,947
Residential Vacant	19,602,530	19,602,530	20,501,290
Commercial Improved	293,258,971	293,258,971	292,900,284
Commercial Vacant	1,103,000	1,103,000	1,287,750
Industrial Improved	29,089,138	29,089,138	27,012,113
Industrial Vacant	250,000	250,000	128,500
Total	1,746,443,861	1,746,443,861	1,585,964,884
Unimproved Values			
Residential	1,580,000	1,580,000	1,580,000
Rural	1,730,000	1,730,000	1,730,000
Total	3,310,000	3,310,000	3,310,000

a) Gross Rental Values

The Valuer General at Landgate conducts a Triennial Revaluation which provides the City with both Gross Rental Values (GRV) and Unimproved Values (UV) for the purpose of

calculating Rates. The values supplied are effective from 1 July 2020 and will continue for three years from that date.

b) Differential Rates

The City of Joondalup has applied differential rates as empowered under Section 6.33 of the Local Government Act 1995. The differential rates are levied on all rateable land within the City according to the predominant purpose for which the land is held or used. Should the predominant land use forming the basis for the imposition of the differential rates change during the year, the City is not required to amend the assessment of rates payable on that land on account of that change.

The proposed new rates are set at differential levels that provide, as far as is practically possible, a fair and equitable distribution of the rate burden to each category of land having regard to its demands on the City's services.

None of the differential rates are more than twice the lowest differential rate as applied in this budget.

A Rating Information Statement giving details of each respective category and their rates in the dollar, respective valuation totals and rates revenue raised is provided in Attachment 4 to the budget.

The objects and reasons for the imposition of each differential rate are:

Object

The cents in the dollar (\$) are calculated to provide the shortfall in income required to enable the City to provide necessary works and services in the 2020-21 Financial Year after taking into account all non-rate sources of income.

Reason – Gross Rental Value Based Differential Rates

Residential Improved – the rate in the dollar has been set to ensure that the proportion of total rate revenue derived from residential property remains consistent with previous years.

Residential Vacant – the rate in the dollar has been set to ensure that the proportion of total rate revenue derived from residential property remains consistent with previous years and is higher than residential improved property in an effort to promote development of this category of property thereby stimulating growth and development in the community.

Commercial Improved – the rate in the dollar has been set to ensure that the proportion of total rate revenue derived from commercial property remains consistent with previous years and recognises the higher demand on City infrastructure and services from the activity on commercial property.

Commercial Vacant – the rate in the dollar has been set to ensure that the proportion of total rate revenue derived from commercial property remains consistent with previous years and is higher than commercial improved property in an effort to promote development of this category of property thereby stimulating growth and development in the community.

Industrial Improved – the rate in the dollar has been set to ensure that the proportion of total rate revenue derived from industrial property remains consistent with previous years and recognises the higher demand on City infrastructure and services from the activity on industrial property.

Industrial Vacant – the rate in the dollar has been set to ensure that the proportion of total rate revenue derived from industrial property remains consistent with previous years and is higher than industrial improved property in an effort to promote development of this category of property thereby stimulating growth and development in the community.

Reason – Unimproved Value Based Differential Rates

Residential – the rate in the dollar has been set to ensure that the proportion of total rate revenue derived from residential property remains consistent with previous years.

Rural – the rate in the dollar has been set to ensure that the proportion of total rate revenue derived from rural property remains consistent with previous years.

c) Minimum payments

A minimum payment of \$850 is applied to Gross Rental Valued residential improved and a minimum payment of \$909 is applied to Unimproved Valued residential and rural rate categories in recognition that every property receives some minimum level of benefit from works and services provided by the City.

A minimum payment of \$929 is applied to Gross Rental Valued commercial and industrial improved rate categories and Gross Rental Valued residential, commercial and industrial vacant rate categories in recognition that every property receives some minimum level of benefit from works and services provided.

The same minimum payments apply to interim valuations as and when they take effect.

d) Waivers

No waivers are provided for in this financial year.

e) COVID Concession

In accordance with the provisions of Section 6.47 of the Local Government Act 1995, a Local Government is empowered to offer a concession at the time of imposing a rate charge.

The City offers the following COVID concessions: -

Commercial Improved Properties \$300 per property at a cost of \$299,400
 Industrial Improved Properties \$150 per property at a cost of \$58,500
 Vacant Land \$150 per property at a cost of \$176,400

Total Cost of the COVID Concession is \$534,300

f) Rates Payment Options

The City in accordance with the provisions of section 6.45 of the Local Government Act 1995 offers the following payment options for the payment of rates (including specified area rates), emergency services levy, domestic refuse charges and private swimming pool inspection fees.

- **One Instalment**

Payment in full within 35 days of the issue date of the annual rate notice due on **28 August 2020**.

- **Two Instalments**

The first instalment of 50% of the total current rates (including specified area rates), emergency services levy, domestic refuse charge, private swimming pool inspection fees, instalment charge, plus the total outstanding arrears payable within 35 days of the issue date of the annual rate notice and due on **28 August 2020**.

The second instalment of 50% of the total of the current rates, emergency services levy, domestic refuse charge, private swimming pool inspection fees and instalment charge, payable 63 days after due date of first instalment due on **30 October 2020**.

- **Four Instalments**

The first instalment of 25% of the total current rates (including specified area rates), emergency services levy, domestic refuse charge, private swimming pool inspection fees, instalment charge, plus the total outstanding arrears payable within 35 days of the issue date of the annual rate notice on **28 August 2020**.

The second, third and fourth instalments, each of 25% of the total current rates (including specified area rates), emergency services levy, domestic refuse charge, private swimming pool inspection fees, and instalment charge payable as follows:

- 2nd instalment – 63 days after due date of 1st instalment on **30 October 2020**
- 3rd instalment – 63 days after due date of 2nd instalment on **1 January 2021**
- 4th instalment – 63 days after due date of 3rd instalment on **5 March 2021**.

g) **Instalment Charges and Calculation of Interest**

The instalment options are subject to an administration fee for each instalment, together with simple interest on the unpaid balance, as described below. Due to the COVID 19 Pandemic interest rates normally applied to instalments have been reduced to 0%.

- **Two Instalments**

An administration fee of \$12 for the second instalment.

- **Four Instalments**

An administration fee of \$12 for each of the second, third and fourth instalments.

h) **Special Payment Arrangements**

Special weekly, fortnightly or monthly payment arrangements can be made with the City for those ratepayers who may be unable to pay in full or according to the instalment plans offered. An administration fee of \$34 if paid by Direct Debit (bank account only) or, \$52 (for non-Direct Debit), is charged on each special payment arrangement and interest of 3.00% per annum for rates and charges and 8% per annum for the Emergency Services Levy is applied to the outstanding balance effective from **29 August 2020** until the account is paid in full.

i) Late Payment Interest

The Council, in accordance with the provisions of Section 6.13 and Section 6.51 of the Local Government Act 1995 imposes interest on all current and arrears of rates (including specified area rate), current and arrears of domestic refuse charges and current and arrears of private swimming pool inspection fees at a rate of 3.00% per annum for rates and charges and 8% per annum for the Emergency Services Levy based on simple interest, calculated on arrears amounts that remain unpaid and current amounts that remain unpaid after 35 days from the issue date of the original rate notice, or the due date of the instalment as the case may be and continues until the outstanding amount payable is fully paid. Interest is calculated daily and is debited monthly in arrears.

Deferred rates, instalment amounts not due under the two or four-payment options, registered pensioner portions and current government pensioner rebate amounts are excluded from late payment interest calculation. Deferred rates earn interest at stipulated rates, which is paid over to the City by the State Government.

The 2020-21 Budget includes an amount of \$108,723 anticipated to be generated from interest earned on outstanding rates.

j) Domestic Refuse Charges

In accordance with the provisions of the Waste Avoidance and Resource Recovery Act 2007 the City imposes the following domestic refuse charges for the 2020-21 financial year, which includes a charge for a recycling service to be provided to all ratepayers during the budget year.

- \$346 per service
- Establishment and delivery \$105

k) Private Swimming Pool Inspection Fee

Council, in accordance with the provisions of the Building Act 2011, imposes for the 2020-21 financial year, a private swimming pool inspection fee of \$36.40 on those properties owning a private swimming pool.

l) Specified Area Rating

Harbour Rise

Council, in accordance with the provisions of Section 6.32 and 6.37 of the Local Government Act 1995 imposes for the 2020-21 financial year, a specified area rate of 0.70201 cents in the dollar (based on the gross rental value of each property) for the **Harbour Rise** specified area for the purposes of maintaining enhanced landscaping services during 2020-21.

	Rate Cents in \$	Basis of Rate GRV	2019-20 Estimated Revenue	Budget Applied to Costs	2020-21 Budgeted Revenue
Harbour Rise	0.70201	20,222,300	\$140,135	\$146,389	\$141,963

The balance of the Specified Area Rating – Harbour Rise Reserve unused at the end of 2019-20 is expected to be applied in 2020-21 (Refer to note 10.1 h).

Harbour Rise Specified Rate area comprises the area bounded by:

Going along Whitfords Avenue from the corner of Seychelles Lane and following the shared boundaries of Whitfords Avenue with Lot 29 Martinique Mews, Lots 470-478, 413-414, Lot 397, Lots 331-333, crossing Barbados Turn and continuing north with shared boundaries of Curacao Lane and Lots 337-334, 378, 377, 403, 402, 376-367, and strata lots 1-19 Lot 28 Angove Drive;

North-east along the boundary of strata lots 1-19 (Lot 28) Angove Drive, across Mallorca Avenue and following the boundaries of Lot 251 and 250 where they meet Angove Drive;

Following the shared boundaries of Ewing Drive with Lots 250, 249, 409, 410, 247, 245-240, 411 and to strata Lots 1 and 2 (Lot 408) and then across Ewing Drive along the boundary that strata Lot 1 (Lot 201) Ewing Drive shares with Lot 650 Ewing Drive, and along the rear boundaries of strata Lot 1 (Lot 201) Ewing Drive and Lots 200-198 Marbella Drive;

Along the boundary that Lot 198 Marbella Drive shares with Lot 171 and 172 Waterford Drive, across Marbella Drive and continuing along the rear boundaries of strata Lots 1 and 2 (Lot 301) to strata Lots 1 and 2 (Lot 190) Algarve Way, along the boundary that Lot 184 Tobago Rise shares with Lot 181 Waterford Drive, across Tobago Rise and then along the boundary between Lot 1 Tobago Rise and Lots 182 and 183 Waterford Drive, continuing along the rear boundaries of Lots 75-66 The Corniche and Lots 142-149 The Corniche.

Along the rear boundary of Lot 150 The Corniche until the boundary between Lot 204 and Lot 166 Lukin Road is reached. Along the boundary between Lots 204 and 166 Lukin Road, along the front boundaries of Lots 166-164 Lukin Road. Along the boundary of Lot 164 Lukin Road that is shared with Hepburn Avenue and continuing along Hepburn Avenue along the south-eastern boundaries of Leeward Park;

Continuing along the shared boundaries of Hepburn Avenue with Lot 170 Amalfi Drive, Lots 492-503 Seychelles Lane and Lot 29 Martinique Mews.

Iluka

Council, in accordance with the provisions of Section 6.32 and 6.37 of the Local Government Act 1995 imposes for the 2020-21 financial year, a specified area rate of 0.75094 cents in the dollar (based on the gross rental value of each property) for the **Iluka** specified area for the purposes of maintaining enhanced landscaping services during 2020-21.

	Rate Cents in \$	Basis of Rate GRV	2019-20 Estimated Revenue	Budget Applied to Costs	2020-21 Budgeted Revenue
Iluka	0.75094	54,115,330	\$415,955	\$408,200	\$406,372

The balance of the Specified Area Rating – Iluka Reserve unused at the end of 2019-20 is expected to be applied in 2020-21 (Refer to note 10.1 i).

Iluka Specified Rate area comprises the area bounded by Shenton Avenue, Marmion Avenue and Burns Beach Road.

Woodvale Waters

Council, in accordance with the provisions of Section 6.32 and 6.37 of the Local Government Act 1995 imposes for the 2020-21 financial year, a specified area rate of 0.48675 cents in the dollar (based on the gross rental value of each property) for the **Woodvale Waters** specified area for the purposes of maintaining enhanced landscaping services during 2020-21.

	Rate Cents in \$	Basis of Rate GRV	2019-20 Estimated Revenue	Budget Applied to Costs	2020-21 Budgeted Revenue
Woodvale Waters	0.48675	3,710,720	\$10,429	\$23,923	\$18,062

The balance of the Specified Area Rating – Woodvale Waters Reserve unused at the end of 2019-20 is expected to be applied in 2020-21 (Refer to note 10.1 j).

Woodvale Waters Specified Rate area comprises the area bounded by Timberlane Drive and Yellagonga Regional Park with street addresses of Grey-Smith Gardens, Phillips-Fox Terrace, Buvelot Place, Wakelin Close, Conder Place, Streeton Parade, Withers Grove, Olsen Court, Heysen Crest, Fullwood Walk except for Lot 156 Streeton Parade and Lot 12240 Phillips-Fox Terrace.

Burns Beach

Council, in accordance with the provisions of Section 6.32 and 6.37 of the Local Government Act 1995 imposes for the 2020-21 financial year, a specified area rate of 0.34912 cents in the dollar (based on the gross rental value of each property) for the **Burns Beach** specified area for the purposes of maintaining enhanced landscaping services during 2020-21.

	Rate Cents in \$	Basis of Rate GRV	2019-20 Estimated Revenue	Budget Applied to Costs	2020-21 Budgeted Revenue
Burns Beach	0.34912	39,922,460	\$141,720	\$143,690	\$139,379

The balance of the Specified Area Rating – Burns Beach Reserve unused at the end of 2019-20 is expected to be applied in 2020-21 (Refer to note 10.1 k).

Burns Beach Specified Rate area comprises the area bounded by the following starting from the north western corner of Marmion Avenue and Burns Beach Road, westwards along the northern boundary of Burns Beach Road to Lot 263 Whitehaven Avenue, northwards along the western boundaries of Lot 263 through to Lot 251 Whitehaven Avenue, north-westward and westward along the southern boundaries of Lot 108 to Lot 121 Beachside Drive, northwards along the western boundary of Lot 121 Beachside Drive to Beachside Drive, westwards along the southern edge of the footpath on the northern side of Lot 11537 (Reserve 48489) to where it meets the southern boundary of Lot 3000 (1551) Marmion Avenue (Burns Beach Foreshore Reserve), north and then eastwards along the southern boundary of Lot 3000 (1551) Marmion Avenue (Burns Beach Foreshore Reserve) to the western boundary of Marmion Avenue, then southwards along western boundary of Marmion Ave to the starting point at the north western corner of Marmion Avenue and Burns Beach Road.

m) Emergency Services Levy

In accordance with the provisions of Sections 36B and 36L of the Fire and Emergency Services Authority of Western Australia Act 1998, the 2020-21 Emergency Services Levy Rates with Minimum and Maximum Payments on Residential, Vacant Land, Commercial, Industrial and Miscellaneous lots as follows:

ESL Category 1	ESL Rate Cents in \$	Minimum and Maximum Payments ESL CHARGES BY PROPERTY USE			
		Residential and Vacant Land		Commercial, Industrial and Miscellaneous	
		Minimum	Maximum	Minimum	Maximum
2020-21	1.4839	\$84	\$441	\$84	\$251,000

n) **Emergency Services Levy Interest Charge**

In accordance with the provisions of Section 36S of the Fire and Emergency Services Authority of Western Australia Act 1998, the interest rate for all current and arrears amounts of emergency services levy is 8.00% per annum, calculated on a simple interest basis and charged monthly on amounts which remain unpaid after 35 days from the issue date of the original rate notice, or the due date of an instalment and continues until the arrears is fully paid. Excluded are instalment current amounts not yet due under the two or four-payment option, registered pensioner portions and current government pensioner rebate amounts.

o) **Emergency Services Remittance Option B**

The City has elected to remit the 2020-21 Emergency Services Levy to the Fire and Emergency Services Legislation under Option B. Under this option the City is required to remit 30% of the ESL levy collected, estimated at \$22.4m in 2020-21, to FESA quarterly in September, December and March with the last 10% payment made in June 2021.

The City invests the ESL levy received as part of its municipal funds investments and the expected interest earning on this investment forms part of the budgeted interest income reported in the Statement of Comprehensive Income and is reflected in the budgeted cash inflow reported in the 2020-21 Statement of Cash Flows.

4 **Contributions, Reimbursements and Donations**

The City receives Contributions, including infrastructure assets from developers comprising parks, roads and drainage, details of which are as follow:

Contributions, Reimbursements and Donations	Budget 2019-20	Estimate 2019-20	Budget 2020-21
	\$	\$	\$
Contributions- Operating Activities	1,013,160	1,042,510	1,070,156
Non-Operating Contributions			
Other Contributions- Non Operating Activities	140,733	450,298	730,000
Sub-Total	140,733	450,298	730,000
Total	1,153,893	1,492,808	1,800,156

5 **Fees and Charges**

An estimate of the fees and charges expected to be received during the budget year is shown in the following table:

The **Schedule of Fees and Charges** is provided separately in (Attachment 8).

Fees and Charges	Budget 2019-20	Estimate 2019-20	Budget 2020-21
Classified by Nature	\$	\$	\$
Rubbish Collection Fees	20,599,457	20,599,456	20,676,614
Membership Fees	2,850,000	2,325,944	2,543,567
Learn to Swim Program Fees	2,416,332	1,355,150	1,478,174
User Entry Fees	2,026,325	1,643,510	1,853,346
Off Street Parking Fees	1,410,000	1,210,000	1,390,000
On Street Parking Fee	1,224,000	930,000	1,224,000
Parking Infringements	1,250,000	936,875	1,190,000
Inspection Fees	1,017,389	1,009,389	1,023,389
Development Application Fees	850,000	700,000	700,000
Facilities Hire	1,036,986	730,904	990,663
Other Miscellaneous Charges	1,043,164	815,146	835,454
Building Licence Fees	680,000	595,000	610,000
Property Rental	864,700	731,300	814,836
Court Sport Revenue	633,243	407,181	525,764
Rates Instalments Administration Fee	657,000	634,078	643,200
Fines Enforcement	610,000	537,776	630,000
Dog Registration Fees	420,491	420,491	400,000
Term Program Activities Fees	258,860	173,526	197,534
Merchandise Sales and Other Sales	270,780	197,321	230,486
Private Property Agreements	118,500	130,000	130,000
Land Purchase Enquiries Fees	220,000	216,123	220,000
Multi Storey Car Park Parking Fees	789,050	860,000	860,000
Other Building & Development Charges	130,000	110,000	110,000
Commission	147,920	144,020	145,750
Credit Card Surcharge	145,418	138,435	135,000
Immunisation Fees	114,000	98,000	102,000
Library Fines and Penalties	79,800	53,500	73,300
Personal Training	112,539	83,573	88,287
Park Hire	90,000	105,241	118,980
Cat Registration Fee	100,000	79,509	80,000
Total	42,165,954	37,971,448	40,020,382
Classified by Program			
General Purpose Funding	1,005,488	975,502	983,200
Law, Order and Public Safety	855,216	826,429	796,931
Health	524,000	482,918	489,000
Education and Welfare	178,104	96,467	83,921
Community Amenities	22,466,891	22,293,997	22,374,160
Recreation and Culture	10,260,636	7,389,346	8,526,129
Transport	5,435,550	4,584,360	5,437,000
Economic Services	1,062,500	955,915	966,000
Other Property and Services	377,569	366,513	364,041
Total	42,165,954	37,971,448	40,020,382

6 **Depreciation**

	Budget 2019-20	Estimate 2019-20	Budget 2020-21
Depreciation by Nature	\$	\$	\$
Buildings	5,221,390	4,860,611	4,873,848
Computer and Communications Equipment	563,754	546,561	385,280
Furniture and Equipment	25,997	14,158	12,893
Heavy Vehicles	240,238	276,893	221,242
Light Vehicles	579,513	593,566	647,611
Plant and Equipment	1,003,179	1,474,680	1,473,819
Reserves Infrastructure	3,591,852	3,204,688	3,300,018
Roads Infrastructure	10,330,494	10,345,815	10,514,458
Footpaths Infrastructure	2,147,126	2,046,674	2,065,280
Drainage Infrastructure	4,614,649	4,637,461	4,622,654
Car Parking Infrastructure	345,102	338,583	362,560
Bridges, Overpass and Underpass Infrastructure	551,298	474,057	473,843
Other Engineering Infrastructure	1,235,763	1,193,654	1,307,584
Leases	470,664	504,872	600,136
Impairment/Write Off of Assets	1,669,961	1,680,784	1,447,074
Total	32,590,981	32,193,057	32,308,300
Depreciation by Program			
Governance	1,436	19,170	19,187
Law, Order and Public Safety	239,354	281,240	269,755
Health	19,974	19,024	17,840
Education & Welfare	177,632	169,100	171,558
Community Amenities	178,708	642,425	643,726
Recreation and Culture	8,300,218	7,698,059	7,836,220
Transport	20,110,777	19,975,380	20,693,097
Other Property and Services	3,562,882	3,388,659	2,656,917
Total	32,590,981	32,193,057	32,308,300

7 Profit / (Loss) on Disposals of Assets

Budget 2020-21	Selling Price	Written-Down Value	Profit / (Loss) on Disposal
Profit on Disposal	\$	\$	\$
Land	-	-	-
Heavy Vehicles	239,000	147,559	91,441
Light Vehicles	2,000	1,726	274
Plant	11,750	4,936	6,814
	252,750	154,221	98,529
Loss on Disposal			
Land	1,425,000	1,500,000	(75,000)
Heavy Vehicles	81,000	182,930	(101,930)
Light Vehicles	68,300	118,861	(50,561)
Plant	24,000	78,623	(54,623)
	1,677,750	1,654,221	(282,114)
Classified by Program			
Profit on Disposal			
Other Property and Services	252,750	154,221	98,529
	252,750	154,221	98,529
Loss on Disposal			
Other Property and Services	1,677,750	1,654,221	(282,114)
	1,677,750	1,654,221	(282,114)
Total Disposals	1,851,050	2,034,635	(183,585)

8 Members' Fees and Allowances

The following allowances, fees and expenses are paid to the Mayor and Elected Members in accordance with sections 5.98 and 5.99 of the Local Government Act 1995.

	Budget 2019-20	Estimate 2019-20	Budget 2020-21
Mayor	\$	\$	\$
Mayoral Allowance	89,753	89,753	89,753
Mayoral Meeting Fee	47,516	47,516	47,516
Information Technology Allowance	3,500	3,500	3,500
	140,769	140,769	140,769
Deputy Mayor			
Deputy Mayoral Allowance	22,438	22,438	22,438
Deputy Mayoral Meeting Fee	31,678	31,678	31,678
Information Technology Allowance	3,500	3,500	3,500
	57,616	57,616	57,616
Elected Members			
Meeting Fees	348,458	348,459	348,458
Information Technology Allowance	38,500	38,500	38,500
	386,958	386,959	386,958
Other Elected Members' Expenses			
Conferences, Presentation Items and Training	128,100	54,446	137,500
Reimbursement for Travel and Child Care	32,000	32,000	32,000
Reimbursement for other Specified Expenses	16,210	16,210	16,340
	176,310	102,656	185,840
Total Elected Members' Expense	761,653	688,000	771,183

9 Interest Earnings

The 2020-21 budget includes estimated interest earnings on the City's investment portfolio, comprising both the Municipal Fund and Reserves. Interest earnings of specific reserve accounts are included in the transfers from accumulated surplus and are shown in Note 10.

Interest Earnings	Budget 2019-20	Estimate 2019-20	Budget 2020-21
	\$	\$	\$
Municipal Fund	1,221,687	1,577,763	474,844
Reserves	1,674,249	822,237	521,482
Interest on Investments	2,895,936	2,400,000	996,326
Interest on Outstanding Rates and Other Interest	772,400	801,166	108,723
Total Interest Earnings	3,668,336	3,201,166	1,105,049

10 Restricted Reserve Accounts

a) Capital Works Carried Forward Reserve

Created in 2006-07 to enable the carrying forward to a future financial period of budget expenditure for which funds are being held and where the expenditure will not be spent or fully spent in the initial financial year in which it was budgeted.

The transfer to accumulated surplus reflects the amount required to carry out previously funded projects being progressed during the budget year.

Capital Works Carried Forward Reserve	Budget 2019-20	Estimate 2019-20	Budget 2020-21
	\$	\$	\$
Opening Balance	6,168,668	11,706,411	6,334,894
Transfer from Accumulated Surplus	-	3,322,773	-
Transfer to Accumulated Surplus	(6,168,668)	(8,694,290)	(4,484,797)
Closing Balance	-	6,334,894	1,850,397

b) Cash in Lieu of Parking Reserve

Created in 1993-94 with funds previously held in the Trust Fund. Represents funds received from developers in lieu of providing car parking. Funds transferred from the reserve will be utilised to fund future/current car parking requirements.

The transfer from accumulated surplus in 2020-21 represents interest.

Cash in Lieu of Parking Reserve	Budget 2019-20	Estimate 2019-20	Budget 2020-21
	\$	\$	\$
Opening Balance	1,212,444	1,221,867	1,347,258
Transfer from Accumulated Surplus	28,079	136,736	10,142
Transfer to Accumulated Surplus	(11,345)	(11,345)	-
Closing Balance	1,229,178	1,347,258	1,357,400

c) Joondalup Performing Arts and Cultural Facility Reserve

Created in 2000-01 to assist with the design and development of a regional performing arts facility in the Joondalup City Centre. The reserve was renamed in 2005-06 and again in 2009-10 to more appropriately reflect its intent.

The transfer from accumulated surplus in 2020-21 represents interest.

Joondalup Performing Arts and Cultural Facility Reserve	Budget 2019-20	Estimate 2019-20	Budget 2020-21
	\$	\$	\$
Opening Balance	16,597,770	16,617,408	16,782,411
Transfer from Accumulated Surplus	380,949	200,399	126,342
Transfer to Accumulated Surplus	(450,479)	(35,396)	-
Closing Balance	16,528,240	16,782,411	16,908,753

d) Marmion Car Park Reserve

Created in 2013-14 to receive the State Government's contribution and the unspent portion of City of Joondalup funds applied to the future construction of a car park next to the Marmion Angling and Aquatic Club.

Marmion Car Park Reserve	Budget 2019-20	Estimate 2019-20	Budget 2020-21
	\$	\$	\$
Opening Balance	183,105	183,105	183,105
Transfer from Accumulated Surplus	-	-	-
Transfer to Accumulated Surplus	-	-	-
Closing Balance	183,105	183,105	183,105

e) Parking Facility Reserve

Created in 2008-09 to hold the surpluses from paid parking in the Joondalup City Centre to be applied in the development and provision of facilities and services, both parking and non-parking, in the Joondalup City Centre.

The transfer from accumulated surplus in 2020-21 represents the parking operating surplus and interest. The transfer to accumulated surplus in 2020-21 represents repayments on the \$8,500,000 loan taken out in 2014-15 to construct the Reid Promenade Multi Storey Car Park.

Parking Facility Reserve	Budget 2019-20	Estimate 2019-20	Budget 2020-21
	\$	\$	\$
Opening Balance	1,922,496	2,195,871	2,465,428
Transfer from Accumulated Surplus	2,122,100	1,400,330	1,938,547
Transfer to Accumulated Surplus	(1,009,451)	(1,130,773)	(1,003,867)
Closing Balance	3,035,145	2,465,428	3,400,108

f) Public Art Reserve

Created in 2012-13 for the purpose of providing for the commissioning and purchase of public art works.

Public Art Reserve	Budget 2019-20	Estimate 2019-20	Budget 2020-21
	\$	\$	\$
Opening Balance	217,159	212,048	272,756
Transfer from Accumulated Surplus	2,788	60,708	-
Transfer to Accumulated Surplus	(194,628)	-	-
Closing Balance	25,319	272,756	272,756

g) Section 20A Land Reserve (Restricted)

Created in 1993-94 by the former City of Wanneroo to comply with the Department of Land Administration guidelines on the sale of unwanted Section 20A "Public Recreation" reserve land that requires that any proceeds be applied to capital improvements on other recreation reserves in the general locality. There are no funds currently held within the reserve and no movements are expected in 2020-21.

Section 20A Land Reserve	Budget 2019-20	Estimate 2019-20	Budget 2020-21
	\$	\$	\$
Opening Balance	-	-	-
Transfer from Accumulated Surplus	-	-	-
Transfer to Accumulated Surplus	-	-	-
Closing Balance	-	-	-

h) Specified Area Rating – Harbour Rise Reserve

This reserve was created to hold unspent funds levied for the purpose of undertaking enhanced landscaping services in the Harbour Rise specified area. - Refer to note 3 (l).

The transfer to accumulated surplus in 2020-21 represents the application of the balance of reserve funds to landscaping services in the specified area.

Specified Area Rating Harbour Rise Reserve	Budget 2019-20	Estimate 2019-20	Budget 2020-21
	\$	\$	\$
Opening Balance	6,779	10,591	4,426
Transfer from Accumulated Surplus	89	90	-
Transfer to Accumulated Surplus	(5,898)	(6,255)	(4,426)
Closing Balance	970	4,426	-

i) Specified Area Rating – Iluka Reserve

This reserve was created to hold unspent funds levied for the purpose of undertaking enhanced landscaping services in the Iluka specified area. - Refer to note 3 (l).

The transfer to accumulated surplus in 2020-21 represents the application of the balance of reserve funds to landscaping services in the specified area.

Specified Area Rating Iluka Reserve	Budget 2019-20	Estimate 2019-20	Budget 2020-21
	\$	\$	\$
Opening Balance	141	759	1,828
Transfer from Accumulated Surplus	2	1,069	-
Transfer to Accumulated Surplus	(141)	(-)	(1,828)
Closing Balance	2	1,828	-

j) Specified Area Rating – Woodvale Waters Reserve

The reserve was created to hold unspent funds levied for the purpose of undertaking enhanced landscaping services in the Woodvale Waters specified area. – Refer to note 3 (l).

The transfer to accumulated surplus in 2020-21 represents the application of the balance of reserve funds to landscaping services in the specified area.

Specified Area Rating Woodvale Waters Reserve	Budget 2019-20	Estimate 2019-20	Budget 2020-21
	\$	\$	\$
Opening Balance	13,494	19,205	5,861
Transfer from Accumulated Surplus	157	150	-
Transfer to Accumulated Surplus	(13,494)	(13,494)	(5,861)
Closing Balance	157	5,861	-

k) Specified Area Rating – Burns Beach Reserve

The reserve was created to hold unspent funds levied for the purpose of undertaking enhanced landscaping services in the Burns Beach specified area. – Refer to note 3 (l).

The transfer to accumulated surplus in 2020-21 represents the application of the balance of reserve funds to landscaping services in the specified area.

Specified Area Rating Burns Beach Reserve	Budget 2019-20	Estimate 2019-20	Budget 2020-21
	\$	\$	\$
Opening Balance	5,901	6,329	4,311
Transfer from Accumulated Surplus	96	64	-
Transfer to Accumulated Surplus	(3,539)	(2,082)	(4,311)
Closing Balance	2,458	4,311	-

l) Strategic Asset Reserve

In 2019 Council endorsed renaming of the Strategic Asset Management Reserve to the Strategic Asset Reserve (CJ65-05/19 refers) and the change in purpose to the following: “The Strategic Asset Reserve is used for the purposes of new or upgrade capital expenditure on major projects or other projects as determined by Council. The reserve is not to be used for asset renewal expenditure.”

The transfer from accumulated surplus in 2020-21 represents funds transferred to the reserve and interest. The transfer to accumulated surplus in 2020-21 is to fund several infrastructure asset projects, as specified in the Capital Expenditure Programs.

Strategic Asset Reserve	Budget 2019-20	Estimate 2019-20	Budget 2020-21
	\$	\$	\$
Opening Balance	19,604,327	18,066,472	15,090,413
Transfer from Accumulated Surplus	3,220,188	198,941	1,512,083
Transfer to Accumulated Surplus	(5,282,000)	(3,175,000)	(8,470,700)
Closing Balance	17,542,515	15,090,413	8,131,796

m) Tamala Park Land Sales Reserve

This reserve was created in 2013-14 to receive the City of Joondalup's share of the dividends from proceeds of the sales of Tamala Park Land to be held and subsequently applied for the purpose of investing in income producing facilities, to build significant one-off community facilities and to assist with the cash flow requirements of developing significant infrastructure assets aligned to the 20 Year Strategic Financial Plan.

The transfer from accumulated surplus in 2020-21 represents dividends received and interest.

Tamala Park Land Sales Reserve	Budget 2019-20	Estimate 2019-20	Budget 2019-20
	\$	\$	\$
Opening Balance	13,909,048	13,915,689	14,083,685
Transfer from Accumulated Surplus	829,447	167,996	607,907
Transfer to Accumulated Surplus	-	-	-
Closing Balance	14,738,495	14,083,685	14,691,592

n) Asset Renewal Reserve

In 2019 Council endorsed renaming of the Vehicle, Plant and Equipment Reserve to the Asset Renewal Reserve (CJ65-05/19 refers) with the purpose to fund renewal of existing City Infrastructure, building assets and vehicle, plant and equipment to ensure that the City can continue to utilise these at service levels expected. The Asset Renewal Reserve will not be used to fund upgrades of existing assets or acquisition or construction of new assets."

The transfer from accumulated surplus in 2020-21 represents interest and funding applied to the assets replacement programs. The transfer to accumulated surplus in 2020-21 is to fund several infrastructure asset projects, as specified in the Capital Expenditure Programs.

Asset Renewal Reserve	Budget 2019-20	Estimate 2019-20	Budget 2020-21
	\$	\$	\$
Opening Balance	5,728,763	6,050,243	6,545,366
Transfer from Accumulated Surplus	5,521,054	495,123	19,891,330
Transfer to Accumulated Surplus	-	-	(12,627,271)
Closing Balance	11,249,817	6,545,366	13,809,425

o) Waste Management Reserve

Renamed in 2009-10 and its purpose updated. The reserve is to fund and support waste management services including but not limited to refuse collection, waste management initiatives and programs, infrastructure and buildings and legal expenses associated with waste management but excluding vehicles, plant and equipment.

The transfer from accumulated surplus in 2020-21 represents the waste management services operating surplus and interest.

Waste Management Reserve	Budget 2019-20	Estimate 2019-20	Budget 2020-21
	\$	\$	\$
Opening Balance	9,836,535	10,684,728	11,919,331
Transfer from Accumulated Surplus	2,343,196	1,234,603	609,470
Transfer to Accumulated Surplus	-	-	-
Closing Balance	12,179,731	11,919,331	12,528,802

p) Non-Current Long Service Leave Liability Reserve

Created in 2012-13 to facilitate the funding of the non-current portion of long service leave liabilities to City employees.

The transfer from accumulated surplus represents the annual movement in the liability to employees falling into this category.

Non-Current Long Service Leave Liability Reserve	Budget 2019-20	Estimate 2019-20	Budget 2020-21
	\$	\$	\$
Opening Balance	1,451,800	1,511,317	1,361,317
Transfer from Accumulated Surplus	100,000	-	100,000
Transfer to Accumulated Surplus	-	(150,000)	-
Closing Balance	1,551,800	1,361,317	1,461,317

Total Restricted Reserves

Total Restricted Reserves	Budget 2019-20	Estimate 2019-20	Budget 2020-21
	\$	\$	\$
Opening Balance	76,858,430	82,402,046	76,402,391
Transfer from Reserve	(13,139,643)	(13,218,635)	(26,602,761)
Transfer to Reserve	14,548,144	7,218,983	24,795,823
Closing Balance	78,266,932	76,402,394	74,595,452

Summary of Reserve Transfers	Budget 2019-20	Estimate 2019-20	Budget 2020-21
	\$	\$	\$
Transfers to Reserves			
Capital Works Carried Forward Reserve	-	3,322,773	-
Cash In Lieu of Parking Reserve	28,079	136,736	10,142
Joondalup Performing Arts and Cultural Facility Reserve	380,949	200,399	126,342
Marmion Car Park Reserve	-	-	-
Non-Current Long Service Leave Liability Reserve	100,000	-	100,000
Parking Facility Reserve	2,122,100	1,400,330	1,938,547
Public Art Reserve	2,788	60,708	-
Section 20A Land Reserve (Restricted)	-	-	-
Specified Area Rating - Harbour Rise	89	90	-
Specified Area Rating - Iluka	2	1,069	-
Specified Area Rating - Woodvale Waters	157	150	-
Specified Area Rating – Burns Beach	96	64	-

Strategic Asset Reserve	3,220,188	198,941	1,512,083
Tamala Park Land Sales Reserve	829,447	167,996	607,907
Asset Renewal Reserve	5,521,054	495,123	19,891,330
Waste Management Reserve	2,343,196	1,234,603	609,470
	14,548,144	7,218,983	24,795,823
Transfer from Reserves			
Capital Works Carried Forward Reserve	(6,168,668)	(8,694,290)	(4,484,497)
Cash In Lieu of Parking Reserve	(11,345)	(11,345)	-
Joondalup Performing Arts and Cultural Facility Reserve	(450,479)	(35,396)	-
Marmion Car Park Reserve	-	-	-
Non-Current Long Service Leave Liability Reserve	-	(150,000)	-
Ocean Reef Marina Reserve	-	-	-
Parking Facility Reserve	(1,009,452)	(1,130,773)	(1,003,867)
Public Art Reserve	(194,628)	-	-
Section 20A Land Reserve (Restricted)	-	-	-
Specified Area Rating - Harbour Rise	(5,898)	(6,255)	(4,426)
Specified Area Rating - Iluka	(141)	-	(1,828)
Specified Area Rating - Woodvale Waters	(13,494)	(13,494)	(5,861)
Specified Area Rating – Burns Beach	(3,539)	(2,082)	(4,311)
Strategic Asset Reserve	(5,582,000)	(3,175,000)	(8,470,700)
Asset Renewal Reserve	-	-	(12,627,271)
Waste Management Reserve	-	-	-
	(13,139,643)	(13,218,635)	(26,602,761)
Net Transfer to /(from) Reserves	1,408,501	(5,999,652)	(1,806,938)

11 Reconciliation of Cash Provided by Operating Activity

	Budget 2019-20 \$	Estimate 2019-20 \$	Budget 2020-21 \$
Net Operating Surplus/(Deficit)	340,826	5,700	(9,203,146)
Add			
Depreciation	32,590,981	32,193,057	32,308,300
Loss on Sale of Assets	280,841	563,495	282,114
Increase in Payables	144,816	431,549	307,876
Decrease in Accrued Income	275,571	217,993	620,680
Increase Income in Advance	65,044	327,147	233,393
Decrease in Receivables	-	103,288	-
Increase in Employee and other Provisions	585,120	128,443	582,484
Increase in Accrued Expenses	144,325	434,459	309,952
Sub-total	34,427,524	34,399,430	34,644,800
Deduct			
Profit on Sale of Assets	(88,946)	(438,313)	(98,529)
Increase in Receivables	(96,598)	-	(8,431,449)
Increase in Inventories	(5,000)	(7,007)	(5,000)
Sub-total	(190,544)	(445,320)	(8,534,978)
Cash Provided by Operating Activities	34,236,980	33,959,810	16,906,676

12 Capital Expenditure

	Budget 2019-20	Estimate 2019-20	Budget 2020-21
Classified by Nature	\$	\$	\$
Land and Buildings	11,220,320	6,131,264	9,867,182
Bridges	25,000	25,200	-
Roads and Parking Facilities	14,194,853	12,986,506	20,687,318
Drainage	1,025,000	1,016,348	1,189,000
Footpaths	3,431,000	4,417,476	3,828,815
Parks and Reserves	7,223,580	6,349,070	9,011,552
Vehicles	1,400,000	1,241,048	2,154,500
Plant	819,628	610,744	428,000
Information Technology	1,276,616	734,538	761,000
Others	156,000	180,253	484,502
Total	40,771,997	33,692,447	48,411,869
Classified by Program			
Governance	316,136	308,175	27,000
Law, Order and Public Safety	116,000	-	116,000
Education and Welfare	272,728	163,697	95,588
Community Amenities	4,779,313	2,807,287	4,489,722
Recreation and Culture	17,703,955	14,915,190	19,123,029
Transport	15,685,853	13,888,228	22,369,684
Economic Services	93,142	158,208	124,143
Other Property and Services	1,804,870	1,451,661	2,066,703
Total	40,771,997	33,692,447	48,411,869

Capital expenditure includes capital projects, capital works and vehicle and plant replacement.

13 Borrowings

Borrowings overview	Budget 2019-20	Estimate 2019-20	Budget 2020-21
	\$	\$	\$
Opening Balance	10,414,474	10,414,474	7,090,146
New Loans	-	-	-
Repayments of Principal	(3,324,328)	(3,324,328)	(2,445,660)
Closing Balance	7,090,146	7,090,146	4,644,486

a) Borrowings summary

Purpose of Loan	Year Drawn	Original Loan	Balance 30 June 2020	New Loans	Interest Expense	Principal Repaid	Balance 30 June 2021
Seacrest Sports Facility	2010-11	841,320	82,435	-	2,393	(82,435)	-
Forrest Park Sports Facility	2010-11	553,500	54,233	-	1,575	(54,233)	-

Fleur Frame Pavilion Upgrade	2010-11	1,529,180	149,831	-	4,350	(149,831)	-
Multi Storey Car Park	2014-15	8,500,000	4,551,233	-	148,943	(859,294)	3,691,939
Bramston Park Facility	2015-16	1,769,000	369,564	-	9,403	(369,554)	-
Warwick Hockey Facility	2016-17	4,545,423	1,882,850	-	41,901	(930,303)	952,547
			7,090,146	-	208,565	(2,445,660)	4,644,486

b) Unspent balances

All funds borrowed prior to the budget year are anticipated to be fully expended.

c) Credit Standby Arrangements

An overdraft facility of \$500,000 was established in July 1999 to meet short-term cash shortages. The overdraft was not utilised at the time of preparing the budget.

d) Credit Cards

The City has four corporate credit cards, with a total limit of \$47,000. The credit was not utilised at the time of preparing the budget.

14 Trust Fund

This represents funds received from state government to fund the construction of a Burns Beach Dual Use Pathway between Burns Beach and Mindarie as well as the refurbishment of Duffy House. In accordance with conditions associated with both grants, funds were placed into the trust fund and are drawn down in accordance with progress on the respective projects.

Transfer to the Municipal Fund in 2020-21 represents funds required to progress these projects,

Grant funds held in Trust	Budget 2019-20	Estimate 2019-20	Budget 2020-21
	\$	\$	\$
Opening Balance	2,002,728	2,227,668	335,541
Transfer from Trust	(2,002,728)	(1,892,127)	(297,158)
Transfer to Trust	-	-	-
Closing Balance	-	335,541	38,383

15 Determination of Opening Funds

	Actual at 30 June 2019	Estimate at 30 June 2020	Estimate at 30 June 2021
Current Assets			
Cash and Investments	111,629,542	118,084,928	97,672,381
Rates & Sundry Debtors and Other Receivables	4,014,542	4,679,191	12,923,141
Accrued Income	1,437,933	1,219,940	599,260
Advances and Prepayments	475,123	475,123	475,123
Inventories	245,434	238,427	243,427
Total Current Assets	117,802,574	124,697,610	111,913,332
Current Liabilities			
Trade Creditors	4,911,992	5,299,151	5,575,358
Sundry Creditors and Other Payables	563,195	607,586	639,255
Accrued Expenses	5,512,097	5,946,556	6,256,513
Income in Advance	4,150,599	4,477,746	4,711,139
Borrowings	3,324,328	3,324,328	2,445,660
Provision for Annual Leave	4,644,369	4,584,484	4,916,238
Provision for Long Service Leave	6,285,252	6,379,531	6,475,224
Provision for Workers Compensation Insurance	2,562,776	2,601,218	2,640,236
Provision for Sick Leave / Other	1,189,152	1,077,439	1,093,457
Total Current Liabilities	33,143,760	34,298,573	34,753,079
Net Current Assets	84,658,814	90,399,573	77,160,253
Add back:			
Borrowings	3,324,328	3,324,328	2,445,660
Less:			
Cash Backed Reserves	(82,402,047)	(76,402,394)	(74,595,452)
Surplus/(Deficit)	5,581,095	17,321,507	5,010,460

16 Major Land Transactions

The City anticipates an equity distribution of \$500,000 in 2020-21 arising from the sale of land at the Catalina Estate managed by the Tamala Park Regional Council, in which the City holds a 1/6th share.

17 Discounts, Waivers and Write Offs

Council has adopted a Facility Hire Subsidy Policy which gives local not-for profit community groups and groups from educational institutions access to subsidies of hire fees at City-managed facilities. The 2020-21 budget includes subsidies of \$1,484,761.

City of Joondalup residents or ratepayers who are full time students, seniors or have a pension card are entitled to a 25% discount on memberships, short courses, crèche and single casual swim entries at City Leisure Centres. Seniors aged 75 years and above are entitled to a 33.33% discount on memberships, short courses and casual swim entries. The 2020-21 budget includes discounts of \$349,913.

The Platinum 50+ Adventure program is an award winning program which aims to attract and engage participants 50+ years of age in a series of high quality social outings within the City of Joondalup and surrounding areas. The 2020-21 subsidy is budgeted at \$79,128.

The total Discounts offered across the City of Joondalup for 2020-21 is \$1,913,802.

18 Trading and Major Trading Undertakings

It is not anticipated that any trading undertakings or major trading undertakings will occur in 2020-21.

19 Interest on Lease Liability

Interest on Leases calculated using the provisions of the new lease accounting standard, *AASB 116 Leases* for 2020-21 is \$177,629. The City Leases relate to the Operation Works Depot land and Gym Equipment for the Craigie Leisure Centre.

Capital Expenditure 2020/2021

Capital Projects

Project Number	Cost Code	Description				Municipal	Reserve	Trust	Government Grants New	Contribution	Estimated Brought Fwd	Loan	Total Required Expenditure
220-01	C1001	Ocean Reef Marina				124,143	-	-	-	-	-	-	124,143
220-03	C1041	Joondalup City Centre Development				85,232	-	-	-	-	-	-	85,232
220-04	C1060	CKR - Pinnaroo Point				-	-	-	-	-	92,111	-	92,111
220-05	C1060	CKR - Burns Beach				-	-	-	-	-	176,111	-	176,111
220-6	C1121	Lot 12223 (12) Blackwattle Parade, Padbury				14,500	-	-	-	-	-	-	14,500
Corporate Projects						223,875	-	-	-	-	268,222	-	492,097
333-1	C1008	UPS replacement (admin server room)				190,000	-	-	-	-	-	-	190,000
333-2	C1010	UPS replacement (WOC)				221,000	-	-	-	-	-	-	221,000
333-4	C1008	Server Room Switch replacement				-	-	-	-	-	350,000	-	350,000
Information Technology Projects						411,000	-	-	-	-	350,000	-	761,000
322-1	C1196	Automation of Accounts Payable				-	-	-	-	-	85,471	-	85,471
342-1	C1185	CCTV Mirror Park				-	-	-	-	-	50,000	-	50,000
342-2	C1186	CCTV Delamere Park				-	-	-	-	-	17,000	-	17,000
342-3	C1187	State CCTV Strategy Server				-	-	-	-	-	19,500	-	19,500
342-4	C1188	Antenna-Reid Promenade				-	-	-	-	-	29,500	-	29,500
442-1	C1020	Acquisitive IAP				25,000	-	-	-	-	-	-	25,000
442-2	C1021	Purchase of Artwork				15,000	-	-	-	-	-	-	15,000
442-3	C1077	Public Art				50,000	-	-	-	-	-	-	50,000
442-4	C1078	Commissioning for the City's Art Collection				15,000	-	-	-	-	-	-	15,000
443-1	C1197	Automated External Defibrillators				38,070	-	-	-	-	-	-	38,070
444-1		Table and Chair Replacement				65,000	-	-	-	-	-	-	65,000
524-1	C1194	7 New Display Screens across the City				-	-	-	-	-	7,961	-	7,961
526-1	C1195	Council Chamber Audio Visual System Upgrade				-	-	-	-	-	27,000	-	27,000
627.1	A6209	Survey Total Station				55,000	-	-	-	-	-	-	55,000
Other Capital Projects						263,070	-	-	-	-	236,432	-	499,502
Total Projects						897,945	-	-	-	-	854,654	-	1,752,599

Capital Works

Project Number	Cost Code	Project Name	Description	Suburb	Ward	Municipal	Reserve	Trust	Government Grants New	Contribution	Estimated Brought Fwd	Loan	Total Required Expenditure
BCW2020	W4104	Building Component Renewal Program	Renewal of building components, such as fixtures and fittings, as required based on asset condition reports	Multiple Suburbs	Various	-	120,000	-	-	-	-	-	120,000
BCW2025	W2609	Building Capital Upgrade Works	Minor building upgrade works at facilities, as per the Building Asset Management Plan.	Multiple Suburbs	Various	50,000	-	-	-	-	-	-	50,000
BCW2450	W2616	Environmental Initiatives	Water and energy efficiency initiatives	Multiple Suburbs	Various	100,000	-	-	-	-	-	-	100,000

Project Number	Cost Code	Project Name	Description	Suburb	Ward	Municipal	Reserve	Trust	Government Grants New	Contribution	Estimated Brought Fwd	Loan	Total Required Expenditure
BCW2560	W3480	Septic System Upgrades	Replace septic tanks, leach drains, soak wells and pipe works	Multiple Suburbs	Various	-	80,000	-	-	-	-	-	80,000
BCW2562	W3666	Ellersdale Park Clubrooms Refurbishment	Refurbishment of toilets and clubrooms	Warwick	South	-	835,000	-	-	-	80,797	-	915,797
BCW2567	W4115	Craigie Leisure Centre 50m pool and playground	Outdoor pool refurbishment and aquatic plant/equipment replacement program (50m pool and water playground)	Craigie	Central	-	300,000	-	-	-	-	-	300,000
BCW2573	W3070	Short Life Services Renewal Program	Renewal of short life systems, such as hot water systems, electrical switch boards and air-conditioning units, across identified facilities	Multiple Suburbs	Various	-	100,000	-	-	-	-	-	100,000
BCW2586	W4105	Whitfords Library & SCC Minor Works	Toilet refurbishment and minor renewal works at Whitfords Library and Senior Citizens Centre	Hillarys	South-West	-	20,000	-	300,000	-	-	-	320,000
BCW2611	W4106	Shepherds Bush Park Toilet	Construction of a single UAT facility at Shepherds Bush Park	Kingsley	South-East	120,000	-	-	-	-	-	-	120,000
BCW2616	W4107	Dun Craig Library Minor Works	Storage, reading spaces, and sound proofing	Dun Craig	South	75,000	-	-	-	-	-	-	75,000
BCW2617	W4108	Flinders Park Universal Access Toilet	Construction of Universal Access Toilet	Hillarys	South-West	50,000	-	-	-	-	-	-	50,000
BCW2629	W4109	Emerald Park Community Facility Upgrade	Refurbish/extend toilets/change rooms and storage extension	Edgewater	North Central	40,000	-	-	-	-	-	-	40,000
BCW2631	W3490	Joondalup Civic Centre BMS Upgrade	BMS control system upgrade	Joondalup	North	-	40,000	-	-	-	-	-	40,000
BCW2634	W3664	Duffy House Restoration	Restoration of Duffy House including a new access road, fencing and UAT.	Woodvale	Central	-	-	95,588	-	-	-	-	95,588
BCW2636	W4110	Key West Toilet Replacement	Renewal of Key West Toilet facility	Mullaloo	North Central	-	140,000	-	-	-	-	-	140,000
BCW2638	W4117	Joondalup Library Refurbishment	Replacing existing toilet and shower with a compliant and publicly accessible UAT in the Reference Library, renewing toilet cisterns and urinals throughout the building, and replacing carpet in the ground floor staff area.	Joondalup	North	75,000	225,000	-	-	-	-	-	300,000
		Major Building Capital Works Program				510,000	1,860,000	95,588	300,000	-	80,797	-	2,846,385
FNM2051	W2622	Coastal Fencing Program	Fencing of coastal reserves and pathways	Multiple Suburbs	Various	-	-	-	120,000	-	-	-	120,000
FNM2059	W2826	Bushland Reserve Fencing Program	Construct new and replace damaged, ageing bushland fences in various locations throughout the City	Multiple Suburbs	Various	-	-	-	90,000	-	-	-	90,000
FNM2076	W3078	Natural Areas Asset Improvement Program	Upgrading of assets in natural areas	Multiple Suburbs	Various	60,000	-	-	-	-	-	-	60,000
FNM2079	W3886	Whitfords Nodes Coastal Fencing Renewal	Renewal of existing Coastal and bushland fencing in Whitfords Nodes and Hillarys Foreshore	Hillarys	South-West	-	110,000	-	-	-	-	-	110,000
FNM2080	W3887	Mullaloo Coastal Fencing Renewal	Renewal of existing fencing along carparks and coastal shared path in Mullaloo	Mullaloo	North Central	-	-	-	120,000	-	-	-	120,000
FNM2081	W3888	Iluka Coastal Information Signage	Installation of coastal information signage in Iluka	Iluka	North	27,000	-	-	-	-	-	-	27,000
FNM2082	W3889	Burns Beach Coastal Information Signage	Installation of coastal information signage in Burns Beach	Burns Beach	North	33,000	-	-	-	-	-	-	33,000
FNM2083	W3890	Central Park Conservation Signage	Installation of conservation signage in Central Park natural area	Joondalup	North	35,000	-	-	-	-	-	-	35,000
FNM2084	W3891	Warwick OS Bushland Path Renewals	Renewal and upgrade works to existing pathways in Warwick Open Space bushland	Warwick	South	-	100,000	-	-	-	-	-	100,000
FNM2085	W3892	Craigie OS Bushland Path Renewals	Renewal and upgrade works to existing pathways in Craigie Open Space bushland	Craigie	Central	-	-	-	200,000	-	-	-	200,000
FNM2086	W3893	Greenshank Park Bushland Fencing	Installation of bushland reserve fencing in Greenshank Park to protect conservation areas	Joondalup	North	13,000	-	-	-	-	-	-	13,000
FNM2087	W3894	Ledge Park Bushland Fencing	Installation of bushland reserve fencing in Ledge Park to protect conservation areas	Sorrento	South-West	18,000	-	-	-	-	-	-	18,000
FNM2088	W3895	Bethany Park Bushland Fencing	Installation of bushland reserve fencing in Bethany Park to protect conservation areas	Iluka	North	29,000	-	-	-	-	-	-	29,000
FNM2089	W3896	Gunida Park Bushland Fencing	Installation of bushland reserve fencing in Gunida Park to protect conservation areas	Mullaloo	North Central	7,500	-	-	-	-	-	-	7,500
FNM2090	W3897	Huntingdale Park Bushland Fencing	Installation of bushland reserve fencing in Huntingdale Park to protect conservation areas	Connolly	North Central	22,500	-	-	-	-	-	-	22,500
FNM2091	W3898	Manapouri Park Bushland Fencing	Installation of bushland reserve fencing in Manapouri Park to protect conservation areas	Joondalup	North	-	-	-	16,000	-	-	-	16,000

Project Number	Cost Code	Project Name	Description	Suburb	Ward	Municipal	Reserve	Trust	Government Grants New	Contribution	Estimated Brought Fwd	Loan	Total Required Expenditure
FNM2092	W3899	Nanika Park Bushland Fencing	Installation of bushland reserve fencing in Nanika Park to protect conservation areas	Joondalup	North	-	-	-	14,000	-	-	-	14,000
FNM2093	W3900	Lady Evelyn Park Bushland Fencing	Installation of bushland reserve fencing in Lady Evelyn Park to protect conservation areas	Joondalup	North	-	-	-	30,000	-	-	-	30,000
Foreshore and Natural Areas Mgmt Program						245,000	210,000	-	590,000	-	-	-	1,045,000
FPN2130	W3950	Wahroonga Way	Installation of new concrete pathway from Kanangra Crescent to Reserve Close along the western verge	Greenwood	South-East	50,000	-	-	-	-	-	-	50,000
FPN2198	W3951	Poynter Drive	Install concrete footpath on Poynter Drive, connecting bus stop to existing paths	Duncraig	South	20,000	-	-	-	-	-	-	20,000
FPN2199	W3952	Marmion Avenue	Installation of a concrete footpath along the west side of Marmion Avenue from Cygnet Street to bus stop	Kallaroo	Central	8,000	-	-	-	-	-	-	8,000
FPN2225	W3953	Penistone Park Connecting Pathways	Install concrete pathways providing access around Penistone Park	Greenwood	South-East	100,000	-	-	-	-	-	-	100,000
FPN2240	W3472	Burns Beach to Mindarie Dual Use Path	Design and construction of the missing section of Dual Use Path between Mindarie and Burns Beach	Burns Beach	North	-	-	201,570	-	730,000	-	-	931,570
FPN2245	W3497	Beach Road WABN Shared Path	Western Australian Bicycle Network project with Department of Transport to install a new three metre wide red asphalt path from the Warwick Train Station entrance to Erindale Road (1.3km)	Warwick	South	-	-	-	-	-	46,645	-	46,645
FPN2246	W3954	Otago Park Pathway Connection	Install new pathway from Camberwarra Drive along Fenellia Crescent and along northern boundary of Otago Park	Craigie	Central	20,000	-	-	-	-	-	-	20,000
FPN2254	W4118	Mission Hills Place (South)	Provide connection on eastern verge of Marmion Avenue, from existing southern pathway (#19 Mission Hills Place) through to Diablo Way, including connections to underpass and bus stops	Connolly	North Central	-	-	-	50,000	-	-	-	50,000
FPN2256	W3955	Canterbury Crcl - Connolly to Sheringham	Installation of new pathway on the northern side of Canterbury Circle from Connolly Drive to Sheringham Retreat	Currambine	North	7,500	-	-	-	-	-	-	7,500
FPN2257	W3956	Roden Place - Quilter to PAW	Installation of new pathway on the southern side of Roden Place from Quilter Drive to the PAW. Works include surrounding ramp connections	Duncraig	South	9,600	-	-	-	-	-	-	9,600
FPN2271	W4121	Padbury shared path link	3m asphalt principal shared path link connecting Walter Padbury Boulevard and Holleton Terrace located on a Water Corporation easement firebreak.	Padbury	South-West	-	-	-	80,000	-	-	-	80,000
FPN2272	W3957	Lane 3 to Cliff Street Pathway	Installation of a formalised pathway connecting Lane 3 and Cliff Street	Sorrento	South-West	120,000	-	-	-	-	-	-	120,000
FPN2273	W3958	Whitfords Avenue Kingsley WABN Pathways	Replacement of old concrete path with new wide red asphalt, from Timberlane underpass to Goollelal Drive	Kingsley	South-East	10,000	-	-	10,000	-	-	-	20,000
FPN2274	W3959	Eddystone/Honeybush Pedestrian Crossing	Installation of pedestrian crossing facilities on eastern side of roundabout at Eddystone Avenue and Honeybush Drive, and connecting pathway to eastern carpark	Joondalup	North	40,000	-	-	-	-	-	-	40,000
FPN2278	W3960	PTA Funded Shared Paths Improvements	Fully PTA (Public Transport Authority) funded program to improve the connectivity of the shared path network around train stations	Multiple Suburbs	Various	-	-	-	1,000,000	-	-	-	1,000,000
New Paths						385,100	-	201,570	1,140,000	730,000	46,645	-	2,503,315
FPR2001	W1233	Pathway Replacement Program	Replacement, and upgrade where required, of existing pathways throughout the City	Multiple Suburbs	Various	-	30,000	-	150,000	-	-	-	180,000
FPR2153	W3961	Sporing Way to Venus Way	Replace asphalt pathway link along western side of Venus Way connecting to Whitfords SC to concrete	Hillarys	South-West	-	-	-	37,000	-	-	-	37,000
FPR2154	W4119	Sporing Way to Endeavour Rd	Replacement of asphalt PAW pathway	Hillarys	South-West	-	-	-	12,000	-	-	-	12,000
FPR2156	W2658	Shared Pathway Renewal Program	Renewal, and upgrade where required, of existing shared asphalt pathways throughout the City	Multiple Suburbs	Various	-	20,000	-	-	-	-	-	20,000
FPR2230	W3962	Allenswood Road to Leaside Way	Replacement of asphalt PAW pathway	Greenwood	South-East	-	14,000	-	-	-	-	-	14,000
FPR2231	W3963	Damson Way to Vine Court	Replacement of asphalt PAW pathway	Greenwood	South-East	-	16,000	-	-	-	-	-	16,000
FPR2232	W3964	Dargin Place (East) to Cockman Park	Replacement of asphalt PAW pathway	Greenwood	South-East	-	9,500	-	-	-	-	-	9,500
FPR2233	W3965	Dargin Place (South) to Cockman Park	Replacement of asphalt PAW pathway	Greenwood	South-East	-	21,000	-	-	-	-	-	21,000

Project Number	Cost Code	Project Name	Description	Suburb	Ward	Municipal	Reserve	Trust	Government Grants New	Contribution	Estimated Brought Fwd	Loan	Total Required Expenditure
FPR2234	W3966	David Crescent to Hurley Way (North)	Replacement of asphalt PAW pathway	Hillarys	South-West	-	15,000	-	-	-	-	-	15,000
FPR2235	W3967	David Crescent to Hurley Way (South)	Replacement of asphalt PAW pathway	Hillarys	South-West	-	15,000	-	-	-	-	-	15,000
FPR2236	W3968	Leaside Way to Sandalwood Drive	Replacement of asphalt PAW pathway	Greenwood	South-East	-	14,000	-	-	-	-	-	14,000
FPR2237	W3969	Morang Court to Braybrook Place	Replacement of asphalt PAW pathway	Craigie	Central	-	14,000	-	-	-	-	-	14,000
FPR2238	W3970	Moyle Place to Maquire Road	Replacement of asphalt PAW pathway	Hillarys	South-West	-	10,000	-	-	-	-	-	10,000
FPR2239	W3971	Neon Court to Exedon Place	Replacement of asphalt PAW pathway	Heathridge	North Central	-	14,000	-	-	-	-	-	14,000
FPR2240	W3972	Nimrod Place to Bage Court	Replacement of asphalt PAW pathway	Hillarys	South-West	-	14,000	-	-	-	-	-	14,000
FPR2241	W3973	Poimena Mews to Park	Replacement of asphalt PAW pathway	Kingsley	South-East	-	8,500	-	-	-	-	-	8,500
FPR2242	W3974	Skiff Way to Poseidon Park	Replacement of asphalt PAW pathway	Heathridge	North Central	-	8,000	-	-	-	-	-	8,000
FPR2243	W3975	Stott Way to Wade Close	Replacement of asphalt PAW pathway	Duncraig	South	-	15,000	-	-	-	-	-	15,000
FPR2244	W3976	Wade Close to Kincaig Way	Replacement of asphalt PAW pathway	Duncraig	South	-	15,000	-	-	-	-	-	15,000
FPR2252	W3977	Hepburn Av - Glengarry to Walter Padbury	Replacement of red asphalt shared path along northern side of Hepburn Avenue, from Glengarry Drive to Walter Padbury Boulevard and west from Walter Padbury Boulevard to the pedestrian crossing	Padbury	South-West	-	80,000	-	-	-	-	-	80,000
FPR2255	W3978	Madana Park Bushland & PAW Pathway	Replacement of existing PAW pathway surrounding Madana Park bushland with concrete	Craigie	Central	-	-	-	60,000	-	-	-	60,000
FPR2262	W3979	Marmion Avenue - Hodges to Prendiville	Replacement of existing Marmion Avenue asphalt dual use path, from Hodges Drive to Prendiville Avenue	Ocean Reef	North Central	-	59,000	-	-	-	-	-	59,000
FPR2263	W3980	Burns Beach Rd - Shenton to Iluka Beach	Replacement of existing asphalt path along Burns Beach Road, from Shenton Avenue to Iluka Beach Park entrance road	Iluka	North	-	73,000	-	-	-	-	-	73,000
FPR2264	W3981	Clermont Park Pathway Renewal	Replacement of asphalt pathways in Clermont Park	Currambine	North	-	80,000	-	-	-	-	-	80,000
FPR2266	W3982	Lake Yellagonga - Drovers Pl to Joondalup Drv	Replace existing red asphalt path at northern end of Lake Yellagonga, from Drovers Place to Joondalup Drive	Joondalup	North	-	100,000	-	-	-	-	-	100,000
FPR2267	W3983	Caledonia Ave - Caledonia Park to Marmion Ave	Replace existing red asphalt shared path along Caledonia Avenue, from Caledonia Park to Marmion Avenue	Currambine	North	-	80,000	-	-	-	-	-	80,000
FPR2270	W4120	Claygate Way to Barridale Drive	Replacement of asphalt PAW pathway	Kingsley	South-East	-	-	-	12,500	-	-	-	12,500
FPR2271	W4121	Goollelal Dr to Cobradah Way	Replacement of asphalt PAW pathway	Kingsley	South-East	-	-	-	13,000	-	-	-	13,000
FPR2273	W4122	Illawong Way to Cobradah Way	Replacement of asphalt PAW pathway	Kingsley	South-East	-	-	-	18,000	-	-	-	18,000
FPR2274	W4123	Marmion Ave - Hodges to Mermaid	Replacement of red asphalt pathway on eastern verge of Marmion Avenue, from Hodges Drive to Mermaid Way	Heathridge	North Central	-	-	-	125,000	-	-	-	125,000
FPR2275	W4124	Marmion Ave - Mermaid to Ocean Reef	Replacement of red asphalt pathway on eastern verge of Marmion Avenue, from Mermaid Way to Ocean Reef Road	Heathridge	North Central	-	-	-	50,000	-	-	-	50,000
FPR2276	W4125	Moolanda Boulevard to Illawong Way	Replacement of asphalt PAW pathway	Kingsley	South-East	-	-	-	14,000	-	-	-	14,000
FPR2277	W4126	Poseidon Rd - Ocean Reef to Captain	Replacement of pathway on eastern verge of Poseidon Road, from Ocean Reef Road to Captain Court	Heathridge	North Central	-	-	-	9,000	-	-	-	9,000
FPR2286	W3984	Ellendale Drive	Shared path and connectivity improvements on Ocean Reef Road and Ellendale Drive to improve pedestrian access to Edgewater train station	Heathridge	North Central	-	-	-	100,000	-	-	-	100,000
		Slab Path Replacement				-	725,000	-	600,500	-	-	-	1,325,500
LTM2003	W3705	Bus Shelter / Stops Program	Installation of bus shelters, upgrade of pads and linked paths	Multiple Suburbs	Various	35,000	-	-	-	-	-	-	35,000
LTM2132	W2862	Minor Road Safety Improvements	School warden crossing infrastructure improvements, minor road barrier treatments plus minor road linemarking improvements	Multiple Suburbs	Various	75,000	-	-	-	-	-	-	75,000
LTM2153	W3523	Boas Avenue Intersections Upgrades	Improvements to improve connectivity and pedestrian crossings at various intersections along Boas Avenue	Joondalup	North	100,000	75,000	-	-	-	141,748	-	316,748
LTM2172	W3936	Hepburn Allenswood Intersection Upgrade	Extending right turn pocket Hepburn Avenue. Installing and upgrading corner islands to improve pedestrian/ vehicle access to bring up to current Aus Roads and Main Roads Standard	Greenwood	South-East	200,000	40,000	-	-	-	-	-	240,000

Project Number	Cost Code	Project Name	Description	Suburb	Ward	Municipal	Reserve	Trust	Government Grants New	Contribution	Estimated Brought Fwd	Loan	Total Required Expenditure
LTM2173	W3937	Lionel Ct/Griffell Wy Pedestrian Upgrade	Upgrade pedestrian access to Poynter Primary School to improve safety of movement of pedestrians and vehicles accessing the school	Dunraig	South	40,000	-	-	-	-	-	-	40,000
LTM2175	W3938	Goollelal/Bindaree/Legana Improvements	Traffic management improvements to Goollelal Drive at the intersections of Bindaree Terrace and Legana Avenue. Works include splitter islands and path connectivity improvements	Kingsley	South-East	78,000	-	-	-	-	-	-	78,000
LTM2179	W3939	Endeavour/Cook/Kebble Pedestrian Upgrades	Upgrade to pedestrian facilities and connectivity along Endeavour Road, including improvements to splitter island on Kebble Close and roundabout approach islands at Cook Avenue. Works includes resurfacing of Endeavour Road through both intersections	Hillarys	South-West	50,000	75,000	-	-	-	-	-	125,000
LTM2182	W3940	Shalimar Rise Traffic Management	Improvement of existing median traffic treatment on Shalimar Rise	Currumbine	North	15,000	-	-	-	-	-	-	15,000
LTM2183	W3941	Beldon Primary School Warden Crossing	Upgrade existing Beldon Primary School warden crossing on Pacific Way	Beldon	Central	30,000	-	-	-	-	-	-	30,000
Local Traffic Management						623,000	190,000	-	-	-	141,748	-	954,748
MPP2006	W3527	Cafes/Kiosks/Restaurants Pinnaroo Point	Construction of a Cafe/Kiosk/Restaurant at Pinnaroo Point	Hillarys	South-West	-	-	-	-	-	613,000	-	613,000
MPP2013	W3709	Warwick Sports Centre	Refurbishment of Warwick Bowling Clubrooms and Greenwood Tennis Clubrooms	Warwick	South	800,000	-	-	-	-	-	-	800,000
MPP2021	W4116	Warwick Activities Centre	Rationalise three existing buildings (Grove Child Care, Dorchester Hall & Warwick Hall) currently on separate blocks	Warwick	South	-	1,000,000	-	-	-	-	-	1,000,000
MPP2026	W2160	WOC Extension	Design and project management of the WOC extension	Beldon	Central	300,000	-	-	-	-	-	-	300,000
MPP2034	W3325	Joondalup Admin Refurbishment	Major refurbishment works, including lift replacement, major electrical works and fire services upgrades	Joondalup	North	-	1,080,000	-	-	-	-	-	1,080,000
MPP2050	W3326	Craigie Leisure Centre Upgrades Stage 1	Sports courts, gym and car park. Refurbishment of general rooms, fitting, fixtures, and dry side. Extension to gym, group fitness and creche area. Car park upgrades	Craigie	Central	-	200,000	-	-	-	-	-	200,000
MPP2058	W3529	Chichester Park Clubrooms Redevelopment	Chichester Park Clubrooms redevelopment	Woodvale	Central	-	659,000	-	-	-	-	-	659,000
MPP2069	W3708	Percy Doyle - Floodlighting Upgrades	Upgrade floodlights to two soccer pitches, and the AFL oval to Australian Standards for large ball sports (training)	Dunraig	South	-	876,700	-	-	-	-	-	876,700
MPP2077	W3706	Cafes/Kiosks/Restaurants Burns Beach	Construction of a Cafe/Kiosk/Restaurant at Burns Beach foreshore	Burns Beach	North	-	1,000,000	-	-	-	-	-	1,000,000
Major Projects Program						1,100,000	4,815,700	-	-	-	613,000	-	6,528,700
PDP2118	W3710	Moolanda Park LMP	Upgrade of deteriorating irrigation system and associated works as part of Landscape Master Planning principles	Kingsley	South-East	183,000	92,000	-	-	-	-	-	275,000
PDP2252	W2169	Tree Planting Program	Planting of new trees	Multiple Suburbs	Various	150,000	-	-	-	-	-	-	150,000
PDP2272	W3337	Heritage Precinct Development	Development of a Heritage Precinct including playspace, pathways, arbor structure and storyboard	Greenwood	South-East	-	-	-	-	-	110,130	-	110,130
PDP2279	W3849	Churton Park Irrigation Upgrades	Upgrade bore, pump, column, headworks, flow meter, cabinet and new irrigation system	Warwick	South	-	150,000	-	-	-	-	-	150,000
PDP2282	W3547	Dog Exercise Park Development	Development of a fenced dog exercise facility	Multiple Suburbs	Various	50,000	-	-	-	-	-	-	50,000
PDP2286	W3850	Blue Lake Park Bore Renewal	Renewal of bore at Blue Lake Park as identified through condition assessments	Joondalup	North	-	71,000	-	-	-	-	-	71,000
PDP2288	W3851	Calthorpe Park Irrigation Renewals	Renewal of bore and cabinet at Calthorpe Park as identified through condition assessments	Kingsley	South-East	-	67,000	-	-	-	-	-	67,000
PDP2290	W3852	Circle Park Cabinet Renewal	Renewal of cabinet at Circle Park as identified through condition assessments	Warwick	South	-	22,000	-	-	-	-	-	22,000
PDP2291	W3853	Craigie Open Space Cabinet Renewal	Renewal of cabinet at Craigie Open Space as identified through condition assessments	Craigie	Central	-	26,000	-	-	-	-	-	26,000
PDP2292	W3854	Doncaster Park Cabinet Renewal	Renewal of cabinet at Doncaster Park as identified through condition assessments	Currumbine	North	-	20,000	-	-	-	-	-	20,000
PDP2295	W3855	Illawong Park Irrigation Renewals	Renewal of bore and cabinet at Illawong Park as identified through condition assessments	Kingsley	South-East	-	70,000	-	-	-	-	-	70,000

Project Number	Cost Code	Project Name	Description	Suburb	Ward	Municipal	Reserve	Trust	Government Grants New	Contribution	Estimated Brought Fwd	Loan	Total Required Expenditure
PDP2296	W3856	Kanangra Park Bore Renewal	Renewal of bore at Kanangra Park as identified through condition assessments	Kingsley	South-East	-	48,000	-	-	-	-	-	48,000
PDP2297	W3857	Lacepede Park Cabinet Renewal	Renewal of cabinet at Lacepede Park as identified through condition assessments	Sorrento	South-West	-	22,000	-	-	-	-	-	22,000
PDP2298	W3858	Montague Park Bore Renewal	Renewal of bore at Montague Park as identified through condition assessments	Kallaroo	Central	-	35,000	-	-	-	-	-	35,000
PDP2299	W3859	Quarry Park Cabinet Renewal	Renewal of cabinet at Quarry Park as identified through condition assessments	Edgewater	North Central	-	26,000	-	-	-	-	-	26,000
PDP2301	W3860	Wallangarra Park Irrigation Renewals	Renewal of bore and cabinet at Wallangarra Park as identified through condition assessments	Kingsley	South-East	-	65,000	-	-	-	-	-	65,000
PDP2303	W3861	Water Tower Park Cabinet Renewal	Renewal of cabinet at Water Tower Park as identified through condition assessments	Joondalup	North	-	16,000	-	-	-	-	-	16,000
PDP2304	W3862	Waterview Park Cabinet Renewal	Renewal of cabinet at Calthorpe Park as identified through condition assessments	Woodvale	Central	-	20,000	-	-	-	-	-	20,000
PDP2307	W3863	Conica Park Headworks Renewal	Renewal of headworks at Conica Park as identified through condition assessments	Hillarys	South-West	-	5,000	-	-	-	-	-	5,000
PDP2308	W3864	Wolinski Park Cabinet Renewal	Renewal of cabinet at Wolinski Park as identified through condition assessments	Mullaloo	North Central	-	30,000	-	-	-	-	-	30,000
PDP2310	W3865	Neil Hawkins Regional Park Upgrade	Upgrade of Neil Hawkins Park	Joondalup	North	50,000	-	-	-	-	-	-	50,000
PDP2312	W3866	Tarolinta Park Cabinet Renewal	Renewal of cabinet at Tarolinta Park as identified through condition assessments	Ocean Reef	North Central	-	20,000	-	-	-	-	-	20,000
PDP2313	W3867	Granadilla Park Cabinet Renewal	Renewal of cabinet at Granadilla Park as identified through condition assessments	Duncraig	South	-	34,000	-	-	-	-	-	34,000
PDP2314	W3868	Trappers Park Cabinet Renewal	Renewal of cabinet at Trappers Park as identified through condition assessments	Woodvale	Central	-	22,000	-	-	-	-	-	22,000
PDP2315	W3869	Merrifield Park Headworks Renewal	Renewal of headworks at Merrifield Park as identified through condition assessments	Kallaroo	Central	-	5,000	-	-	-	-	-	5,000
PDP2317	W3870	Aristride Park Cabinet Renewal	Renewal of cabinet at Aristride Park as identified through condition assessments	Kallaroo	Central	-	18,000	-	-	-	-	-	18,000
PDP2319	W3871	Carina Park Landscaping Improvements	Decommission existing irrigation infrastructure and landscape with trees, mulch and paved areas	Ocean Reef	North Central	12,500	-	-	-	-	-	-	12,500
PDP2322	W3725	McCubbin Park Irrigation Renewals	Renewal of cabinet and flow meter at McCubbin Park as identified through condition assessments.	Woodvale	Central	-	-	-	-	-	33,200	-	33,200
PDP2323	W3872	Warrigal Park Cabinet Renewal	Renewal of cabinet at Warrigal Park as identified through condition assessments	Greenwood	South-East	-	22,000	-	-	-	-	-	22,000
PDP2325	W3873	Roxburgh Park Irrigation Renewals	Renewal of Cabinet and headworks at Roxburgh Park as identified through condition assessments	Kinross	North	-	27,000	-	-	-	-	-	27,000
PDP2326	W3874	Joondalup CC Irrigation Systems Renewal	Renewal of electrical control system, wiring and associated infrastructure throughout Joondalup City Centre	Joondalup	North	-	100,000	-	-	-	-	-	100,000
PDP2327	W3875	Stanford Park Cabinet Renewal	Renewal of cabinet at Stanford Park as identified through condition assessments	Kallaroo	Central	-	28,000	-	-	-	-	-	28,000
PDP2328	W3876	Fenton Park Cabinet Renewal	Renewal of cabinet at Fenton Park as identified through condition assessments	Hillarys	South-West	-	28,000	-	-	-	-	-	28,000
PDP2329	W3877	De Crillon Park Cabinet Renewal	Renewal of cabinet at De Crillon Park as identified through condition assessments	Currambine	North	-	22,000	-	-	-	-	-	22,000
PDP2330	W3878	Simpson Park Cabinet Renewal	Renewal of cabinet at Simpson Park as identified through condition assessments	Padbury	South-West	-	30,000	-	-	-	-	-	30,000
PDP2332	W3879	Noal Gannon Park Cabinet Renewal	Renewal of cabinet at Noal Gannon Park as identified through condition assessments	Duncraig	South	-	30,000	-	-	-	-	-	30,000
PDP2333	W3880	Flow Meter Replacement Program	Replacement of flow meters at various sites throughout the City	Multiple Suburbs	Various	-	9,000	-	-	-	-	-	9,000
PDP2334	W3881	Public Open Space Improvement Program	Upgrade of existing public open spaces and minor park through the improvement of amenities and infrastructure for the provision of useable active spaces. Includes Dry Parks, Local Parks and locations within Housing Opportunity Areas	Multiple Suburbs	Various	250,000	-	-	-	-	-	-	250,000
PDP2335	W3882	Irrigation Smart Controller Renewals	Upgrade irrigation systems to smart controllers throughout the City	Multiple Suburbs	Various	-	400,000	-	-	-	-	-	400,000

Project Number	Cost Code	Project Name	Description	Suburb	Ward	Municipal	Reserve	Trust	Government Grants New	Contribution	Estimated Brought Fwd	Loan	Total Required Expenditure
PDP2336	W3883	Fencing of Playspaces	Installation of new fencing around playspaces	Multiple Suburbs	Various	75,000	-	-	-	-	-	-	75,000
PDP2338	W3884	Poseidon Park Revitalisation	Revitalisation of hard and soft infrastructure at Poseidon Park	Heathridge	North Central	100,000	-	-	-	-	-	-	100,000
PDP2339	W3885	Wandina Park Revitalisation	Revitalisation of hard and soft infrastructure at Wandina Park	Duncraig	South	110,000	-	-	-	-	-	-	110,000
		Parks Development Program				980,500	1,580,000	-	-	-	143,330	-	2,703,830
PEP2010	W3901	Playspace Design Program	Design works for next financial year playspace projects	Multiple Suburbs	Various	36,850	17,000	-	-	-	-	-	53,850
PEP2044	W1273	Universal Access Paths Program	Installation of universal access paths and ramps providing connectivity to play equipment in various parks	Multiple Suburbs	Various	80,000	-	-	-	-	-	-	80,000
PEP2075	W2452	Parks Asset Replacement / Renewal	Renewal of existing assets at parks and reserves throughout the City	Multiple Suburbs	Various	-	80,000	-	-	-	-	-	80,000
PEP2243	W3902	Hilltop Park Playspace Renewal	Renewal of existing play equipment inclusive of softfall, retaining walls, bench seating and shade trees	Edgewater	North Central	60,000	44,500	-	-	-	-	-	104,500
PEP2244	W3903	Salata Park Playspace Renewal	Renewal of existing play equipment inclusive of softfall, retaining walls, bench seating and shade trees	Duncraig	South	45,650	18,000	-	-	-	-	-	63,650
PEP2517	W2875	Tennis Court Resurfacing Program	Resurfacing of tennis courts and renewal of associated infrastructure	Multiple Suburbs	Various	-	60,000	-	-	-	-	-	60,000
PEP2528	W3904	Kallaroo Park Playspace Renewal	Renewal of existing play equipment inclusive of softfall, retaining walls, bench seating and shade trees	Mullaloo	North Central	81,150	30,000	-	-	-	-	-	111,150
PEP2581	W3905	Sir James McCusker Shade Sails	Installation of shade sails at playspace	Iluka	North	50,000	-	-	-	-	-	-	50,000
PEP2585	W3906	Whitfords East Park Playspace Renewal	Renewal of existing play equipment inclusive of softfall, retaining walls, bench seating and shade trees	Craigie	Central	88,500	16,000	-	-	-	-	-	104,500
PEP2638	W2471	Park Seating Renewal City Wide	Renewal of park seating infrastructure using latest seating style at various locations throughout the City	Multiple Suburbs	Various	-	80,000	-	-	-	-	-	80,000
PEP2644	W2476	Park Vehicle Entry Renewal City Wide	Removal of existing chain gates and installation of new swing gates and concrete pads at various locations throughout the City	Multiple Suburbs	Various	-	60,000	-	-	-	-	-	60,000
PEP2653	W3907	Newcombe Park Playspace Renewal	Renewal of existing play equipment inclusive of softfall, retaining walls, bench seating and shade trees	Padbury	South-West	77,500	27,000	-	-	-	-	-	104,500
PEP2707	W3555	Whitfords Nodes Health & Wellbeing Hub	Amalgamation of two existing playspaces into a regional park inclusive of softfall, retaining walls, bench seating and shade trees	Hillarys	South-West	-	-	-	-	-	249,406	-	249,406
PEP2717	W3908	Braden Park Playspace Renewal	Renewal of existing play equipment inclusive of softfall, retaining walls, bench seating and shade trees	Marmion	South	44,500	95,500	-	-	-	-	-	140,000
PEP2721	W3909	Menteith Park Playspace Renewal	Renewal of existing play equipment inclusive of softfall, retaining walls, bench seating and shade trees	Kinross	North	80,000	31,150	-	-	-	-	-	111,150
PEP2743	W3910	Beaumaris Park Playspace Renewal	Renewal of existing play equipment inclusive of softfall, retaining walls, bench seating and shade trees	Ocean Reef	North Central	33,650	30,000	-	-	-	-	-	63,650
PEP2746	W3911	Sandalford Park Playspace Renewal	Renewal of existing play equipment inclusive of softfall, retaining walls, bench seating and shade trees	Beldon	Central	78,500	26,000	-	-	-	-	-	104,500
PEP2767	W3912	Christchurch Park Playspace Renewal	Replacement of existing play equipment inclusive of softfall, retaining walls, bench seating and shade trees	Currabine	North	52,500	52,000	-	-	-	-	-	104,500
PEP2787	W3913	Basketball Pad Replacement Program	Renewal of basketball pads throughout the City	Multiple Suburbs	Various	50,000	50,000	-	-	-	-	-	100,000
PEP2790	W3914	Maquire Park Playspace renewal	Renewal of existing play equipment inclusive of softfall, retaining walls, bench seating and shade trees	Hillarys	South-West	83,500	21,000	-	-	-	-	-	104,500
PEP2792	W3915	Pinnaroo Point Playspace Renewal	Renewal of existing play equipment inclusive of softfall, retaining walls, bench seating and shade trees	Hillarys	South-West	84,500	20,000	-	-	-	-	-	104,500
PEP2793	W3916	Emerald Park Kindy Playspace Renewal	Renewal of existing play equipment inclusive of softfall, retaining walls, bench seating and shade trees	Edgewater	North Central	68,500	36,000	-	-	-	-	-	104,500
PEP2798	W3917	Trig Point Park Playspace Renewal	Renewal of existing play equipment inclusive of softfall, retaining walls, bench seating and shade trees	Ocean Reef	North Central	36,500	18,000	-	-	-	-	-	54,500
PEP2816	W3918	Seacrest Park Shade Sails	Installation of playspace shade sails at Seacrest Park	Sorrento	South-West	50,000	-	-	-	-	-	-	50,000

Project Number	Cost Code	Project Name	Description	Suburb	Ward	Municipal	Reserve	Trust	Government Grants New	Contribution	Estimated Brought Fwd	Loan	Total Required Expenditure
PEP2818	W3919	Barridale Park BBQ Renewal	Renewal of existing BBQ at Barridale Park	Kingsley	South-East	-	10,000	-	-	-	-	-	10,000
PEP2819	W3920	Ellersdale Park Cricket Renewals	Renewal of existing Practise wickets at Ellersdale Park	Warwick	South	-	50,000	-	-	-	-	-	50,000
PEP2820	W3921	Beaumaris Park Drinking Fountain	Installation of a drinking fountain at Beaumaris Park	Ocean Reef	North Central	12,000	-	-	-	-	-	-	12,000
PEP2821	W3922	MacNaughton Park Drinking Fountain	Installation of a drinking fountain at MacNaughton Park	Kinross	North	12,000	-	-	-	-	-	-	12,000
PEP2822	W3923	Belrose Park Drinking Fountain	Installation of a drinking fountain at Belrose Park	Kallaroo	Central	12,000	-	-	-	-	-	-	12,000
PEP2823	W3924	Otago Park Drinking Fountain	Installation of a drinking fountain at Otago Park	Craigie	Central	12,000	-	-	-	-	-	-	12,000
PEP2824	W3925	Kingsley Park Fencing Renewal	Renewal of existing perimeter fencing at Kingsley Park	Kingsley	South-East	-	45,000	-	-	-	-	-	45,000
PEP2825	W3926	Emerald Park Fencing Renewal	Renewal of existing perimeter fencing at Emerald Park	Edgewater	North Central	-	45,000	-	-	-	-	-	45,000
PEP2826	W3927	Macdonald Park Fencing Renewal	Renewal of existing mesh fencing along Marmion Avenue at Macdonald Park	Padbury	South-West	-	20,000	-	-	-	-	-	20,000
PEP2827	W3928	Seacrest Park Fencing Renewal	Renewal of existing perimeter fencing at Seacrest Park	Sorrento	South-West	-	55,000	-	-	-	-	-	55,000
PEP2829		Windermere Park Drinking Fountain	Installation of a drinking fountain at Windermere Park	Joondalup	North	12,000	-	-	-	-	-	-	12,000
PEP2830	W3929	Melene Park Cricket Renewal	Renewal of existing centre wicket at Melene Park	Dun Craig	South	-	15,000	-	-	-	-	-	15,000
PEP2831	W3930	Otago Park Cricket Renewal	Renewal of existing centre wicket at Otago Park	Craigie	Central	-	15,000	-	-	-	-	-	15,000
PEP2832	W3931	Santiago Park Cricket Renewal	Renewal of existing centre wicket at Santiago Park	Ocean Reef	North Central	-	15,000	-	-	-	-	-	15,000
PEP2833	W3932	Warrigal Park Cricket Renewal	Renewal of existing centre wicket at Warrigal Park	Greenwood	South-East	-	15,000	-	-	-	-	-	15,000
PEP2834	W3933	Sorrento Beach Park - Northern Shower	Installation of a shower at the northern end of Sorrento Beach Park	Sorrento	South-West	20,000	-	-	-	-	-	-	20,000
PEP2837	W3934	Herreshoff Park Playspace	Installation of play equipment and associated infrastructure at Herreshoff Park	Ocean Reef	North Central	60,000	-	-	-	-	-	-	60,000
PEP2839	W4128	MacDonald Park Basketball Court Renewal	Installation of One 3 on 3 basketball court at MacDonald Park. Works include line marking, new infrastructure and removal of existing double full size basketball courts	Padbury	South-West	-	30,000	-	-	-	-	-	30,000
		Parks Equipment Prog				1,321,800	1,127,150	-	-	-	249,406	-	2,698,356
PFP2066	W3354	Pinnaroo Point Parking Improvements	Parking improvements to cater for new Pinnaroo Point Cafe	Hillarys	South-West	-	-	-	-	-	143,802	-	143,802
PFP2069	W3740	Burns Beach Coastal Parking Construction	Construction of new parking facilities on the Burns Beach Foreshore. Works to include a path connection from Foreshore towards Mykonos View	Burns Beach	North	330,000	35,000	-	-	-	243,000	-	608,000
PFP2074	W3943	Key West Car Park Improvements	Parking improvements including resurfacing, kerbing, drainage, paths and landscaping	Mullaloo	North Central	75,000	70,000	-	-	-	-	-	145,000
PFP2077	W3944	Candlewood Blvd Parking Improvements	On-street parking improvements with included pedestrian path links	Joondalup	North	30,000	-	-	-	-	-	-	30,000
PFP2079	W3945	Beldon Primary School On-Street Parking	Provide additional parking for the Education Support Centre along Nautical Grove.	Beldon	Central	30,000	-	-	90,000	-	-	-	120,000
		Parking Facilities Program				465,000	105,000	-	90,000	-	386,802	-	1,046,802
RDC2003	W4112	Bridge & Underpass Refurbishment Program	Undertake routine renewal/refurbishment of underpasses and bridges to ensure asset preservation, meet structural ratings and for safety and security consideration	Multiple Suburbs	Various	25,000	-	-	-	-	-	-	25,000
RDC2008	W3946	Major Road & Intersection Improvement Program	Dual carriageway conversions with bicycle lanes, left/right turn lanes of existing single carriageway arterial road - funding subject to multi-criteria analysis as part of Metropolitan Regional Road Program (MRRG) and COJ Transportation Study	Multiple Suburbs	Various	50,000	-	-	-	-	-	-	50,000
RDC2019	W3357	Burns Beach Rd/Joondalup Dr Roundabout	Provide additional right turn lane and additional capacity for through lane on Joondalup Drive to ease congestion on each leg of the 3-way roundabout, along with addressing a high number of crashes	Joondalup	North	-	-	-	576,000	-	283,163	-	859,163
RDC2020	W3661	Warwick Rd - Erindale Rd Intersect Upg	Major upgrade to intersection and including traffic signals to improve road safety and performance. Three year project subject to grant funding	Warwick	South	-	-	-	360,000	-	986,173	-	1,346,173

Project Number	Cost Code	Project Name	Description	Suburb	Ward	Municipal	Reserve	Trust	Government Grants New	Contribution	Estimated Brought Fwd	Loan	Total Required Expenditure
RDC2021	W3741	Whitfords Ave / Northshore Dr Roundabout	Upgrade remaining section of Whitfords Avenue and existing single lane roundabout to dual lane configuration, north and south of Northshore Drive to improve capacity and road safety	Hillarys	South-West	900,000	-	-	940,000	-	-	-	1,840,000
RDC2024	W3947	Shenton Avenue Upgrade Design	Design of upgrade of Shenton Avenue from the Mitchell Freeway interchange to Joondalup Drive intersection	Joondalup	North	50,000	-	-	220,000	-	-	-	270,000
RDC2025	W3948	Whitfords Ave/Gibson Ave Int. Upgrade	Upgrade of intersection as identified by the MRNR. Double right turn out of Gibson and pedestrian facilities to current standards	Padbury	South-West	-	-	-	278,113	-	-	-	278,113
RDC2026	W3949	Whitfords Ave/Kingsley Dr Int. Upgrade	Upgrade of Whitfords Avenue and Kingsley Drive intersection as identified in the MRNR. Double right turn out of Kingsley Drive and pedestrian facilities to current standards	Kingsley	South-East	-	-	-	136,800	-	-	-	136,800
Major Road Construction Program						1,025,000	-	-	2,510,913	-	1,269,336	-	4,805,249
RPR2004	W1108	Road Preservation and Rehabilitation Program	Renewal and rehabilitation works on the access roads, local distributor roads and laneways, within the City's road network	Multiple Suburbs	Various	-	100,000	-	-	-	-	-	100,000
RPR2005	W4113	Parking Surfaces Renewal Program	Renewal and rehabilitation of surfaces and kerbing for City's at-grade car parks and street parking	Multiple Suburbs	Various	4,000	60,000	-	-	-	-	-	64,000
RPR2010	W4114	Surface Rejuvenation Treatments	Programmed application surface rejuvenation treatments to various local access roads that have high stone loss with minimal cracking or deformation	Multiple Suburbs	Various	-	250,000	-	-	-	-	-	250,000
RPR2491	W4011	Joondalup Drv (NB) - George Grey Pl to Petrol Station	Northbound carriageway, George Grey Place to Petrol Station access road. MRRG rehabilitation scheme works on district distributor road	Edgewater	North Central	-	59,900	-	119,800	-	-	-	179,700
RPR2494	W4012	Hepburn Ave (WB) - Southbound Slip lane	Southbound slip lane from start of slip lane to Freeway Intersection. MRRG rehabilitation scheme works on district distributor road	Kallaroo	Central	-	8,734	-	17,467	-	-	-	26,201
RPR2861	W4013	Mangowine Close	Templemore Drive to Cul-De-Sac. Resurfacing and rehabilitation works to local access road	Heathridge	North Central	-	39,000	-	-	-	-	-	39,000
RPR2887	W4014	Laurel Court	Balga Way to Cul-De-Sac. Resurfacing and rehabilitation works to local access road	Mullaloo	North Central	-	37,000	-	-	-	-	-	37,000
RPR2905	W4015	Aidrie Court	Eckford Way to Cul-De-Sac. Resurfacing and rehabilitation works to local access road	Duncraig	South	-	32,000	-	-	-	-	-	32,000
RPR2912	W4016	Matilda Mews	Adelaide Circle to Cul-De-Sac. Resurfacing and rehabilitation works to local access road	Craigie	Central	-	29,000	-	-	-	-	-	29,000
RPR2913	W4017	Gem Cove	Adelaide Circle to Cul-De-Sac. Resurfacing and rehabilitation works to local access road	Craigie	Central	-	27,000	-	-	-	-	-	27,000
RPR2914	W4018	Adelaide Circle	Coyle Road to Coyle Road. Resurfacing and rehabilitation works to local access road	Craigie	Central	-	-	-	227,000	-	-	-	227,000
RPR2932	W4019	Catenary Court	Mullaloo Drive to both Cul-De-Sacs. Resurfacing and rehabilitation works to local access road	Mullaloo	North Central	-	66,000	-	-	-	-	-	66,000
RPR2933	W4020	Laurel St - Iluka Ave to Balga Wy	(SLK 0.36 - 0.75) Iluka Avenue to Balga Way, including Balga Way intersection. Resurfacing and rehabilitation works to local access road	Mullaloo	North Central	30,000	-	-	79,000	-	-	-	109,000
RPR2957	W3628	Joondalup Drv - City Boundary Westbound	Full westbound carriageway, City Boundary to Burns Beach Road. (MRRG Rehab Grant Submission approved scope of works). Resurfacing & rehabilitation works to district distributor road	Joondalup	North	-	-	-	-	-	83,897	-	83,897
RPR2961	W3632	Arnisdale Rd - Glengarry to Merrick Wy	Full carriageway, Glengarry Drive to Merrick Way including parking bays and traffic management treatments. (MRRG Rehab Grant Submission approved scope of works). Resurfacing & rehabilitation works to local distributor road	Duncraig	South	-	-	-	84,457	-	-	-	84,457
RPR3035	W4021	Bonito Way	Albacore Drive to Bonito Way. Resurfacing and rehabilitation works to local access road	Sorrento	South-West	-	162,000	-	-	-	-	-	162,000
RPR3036	W4022	Sanders Cove	Bonito Way to Cul-De-Sac. Resurfacing and rehabilitation works to local access road	Sorrento	South-West	-	26,000	-	-	-	-	-	26,000
RPR3042	W4023	Armstrong Square	Drummond Crescent to Cul-De-Sac. Resurfacing and rehabilitation works to local access road	Duncraig	South	-	31,000	-	-	-	-	-	31,000

Project Number	Cost Code	Project Name	Description	Suburb	Ward	Municipal	Reserve	Trust	Government Grants New	Contribution	Estimated Brought Fwd	Loan	Total Required Expenditure
RPR3043	W4024	Macintosh Rise	Drummond Crescent to Cul-De-Sac. Resurfacing and rehabilitation works to local access road	Duncraig	South	-	38,000	-	-	-	-	-	38,000
RPR3044	W4025	Nekaya Way	Katisha Street to Melissa Street. Resurfacing and rehabilitation works to local access road	Duncraig	South	10,000	104,000	-	-	-	-	-	114,000
RPR3047	W4026	Durack Way	MacDonald Avenue to MacDonald Avenue. Resurfacing and rehabilitation works to local access road	Padbury	South-West	7,000	147,000	-	-	-	-	-	154,000
RPR3048	W4027	McRae Court	Gosse Road around loop. Resurfacing and rehabilitation works to local access road	Padbury	South-West	3,000	88,000	-	-	-	-	-	91,000
RPR3050	W4028	Edward Street	Warwick Road to Nuytsia Avenue. Resurfacing and rehabilitation works to local access road	Sorrento	South-West	-	51,000	-	-	-	-	-	51,000
RPR3055	W4029	Britannia Way	Chadstone Road to Montreal Street. Resurfacing and rehabilitation works to local access road	Craigie	Central	-	186,000	-	-	-	-	-	186,000
RPR3058	W4030	Carnac Way	Abrolhos Drive to Whitmore Terrace. Resurfacing and rehabilitation works to local access road	Heathridge	North Central	-	22,000	-	-	-	-	-	22,000
RPR3062	W4031	Pecten Close	Littorina Avenue to Cul-De-Sac. Resurfacing and rehabilitation works to local access road	Heathridge	North Central	2,000	38,000	-	-	-	-	-	40,000
RPR3065	W4032	Templemore Drive	Marybrook Road to Marybrook Road. Resurfacing and rehabilitation works to local access road	Heathridge	North Central	-	133,000	-	-	-	-	-	133,000
RPR3066	W4033	Baler Court	Tellen Street to Cul-De-Sac. Resurfacing and rehabilitation works to local access road	Mullaloo	North Central	5,000	-	-	69,000	-	-	-	74,000
RPR3067	W4034	San Place	Baler Court to Cul-De-Sac. Resurfacing and rehabilitation works to local access road	Mullaloo	North Central	-	28,000	-	-	-	-	-	28,000
RPR3068	W4035	Syrinx Place	Olive Cove to Cul-De-Sac. Resurfacing and rehabilitation works to local access road	Mullaloo	North Central	-	49,000	-	-	-	-	-	49,000
RPR3069	W4036	Olive Cove	Ancilla Street to Cul-De-Sac. Resurfacing and rehabilitation works to local access road	Mullaloo	North Central	5,000	48,000	-	-	-	-	-	53,000
RPR3070	W4037	Scaphella Ave - Meridian Drv to Charonia	Meridian Drive to Charonia Road. Resurfacing and rehabilitation works to local distributor road	Mullaloo	North Central	-	-	-	142,000	-	-	-	142,000
RPR3071	W4038	Scaphella Ave - Charonia Rd to Dampier Ave	Charonia Road to Dampier Avenue. Resurfacing and rehabilitation works to local distributor road	Mullaloo	North Central	-	-	-	121,000	-	-	-	121,000
RPR3072	W4039	Mitra Court	Wentletrap Way to Cul-De-Sac. Resurfacing and rehabilitation works to local access road	Mullaloo	North Central	2,500	41,000	-	-	-	-	-	43,500
RPR3073	W4040	Amoria Court	Wentletrap Way to Cul-De-Sac. Resurfacing and rehabilitation works to local access road	Mullaloo	North Central	-	49,000	-	-	-	-	-	49,000
RPR3074	W4041	Perrona Gardens	Wentletrap Way to Cul-De-Sac. Resurfacing and rehabilitation works to local access road	Mullaloo	North Central	7,500	53,000	-	-	-	-	-	60,500
RPR3075	W4042	Periwinkle Road	Meridan Drive to Charonia Road. Resurfacing and rehabilitation works to local access road	Mullaloo	North Central	-	123,000	-	-	-	-	-	123,000
RPR3076	W4043	Piver Corner	Lexcen Crescent to Cul-De-Sac. Resurfacing and rehabilitation works to local access road	Ocean Reef	North Central	-	57,000	-	-	-	-	-	57,000
RPR3078	W4044	Ridge Close	Edgewater Drive to both Cul-De-Sacs. Resurfacing and rehabilitation works to local access road	Edgewater	North Central	-	89,000	-	-	-	-	-	89,000
RPR3079	W4045	View Court	Ridge Close to View Court. Resurfacing and rehabilitation works to local access road	Edgewater	North Central	-	50,000	-	-	-	-	-	50,000
RPR3082	W4046	Caledonia / Arabella Roundabout	Caledonia Avenue & Arabella Mews roundabout including approaches. Resurfacing and rehabilitation works to local distributor road (incorporate LTM pedestrian crossing improvements)	Currambine	North	-	-	-	43,000	-	-	-	43,000
RPR3085	W4047	Channel Drv - Admiral Drv to Ironwood Av	(SLK 0.00 to 0.40) Admiral Drive to Ironwood Ave. Resurfacing and rehabilitation works to local access road	Heathridge	North Central	70,000	124,000	-	-	-	-	-	194,000
RPR3086	W4048	Bunthorne Court	Bernard Manning Drive to Cul-De-Sac. Resurfacing and rehabilitation works to local access road	Duncraig	South	-	39,000	-	-	-	-	-	39,000
RPR3087	W4049	Cachuca Court	Bernard Manning Drive to Cul-De-Sac. Resurfacing and rehabilitation works to local access road	Duncraig	South	-	76,000	-	-	-	-	-	76,000
RPR3088	W4050	Whitmore Tce - Abrolhos Drv (S) to Carnac Wy	(SLK 0.00 to 0.20) Abrolhos Drive (south) to Carnac Way. Resurfacing and rehabilitation works to local access road	Heathridge	North Central	-	51,000	-	-	-	-	-	51,000

Project Number	Cost Code	Project Name	Description	Suburb	Ward	Municipal	Reserve	Trust	Government Grants New	Contribution	Estimated Brought Fwd	Loan	Total Required Expenditure
RPR3089	W4051	Caledonia Ave - Arabella Mws to Straitsman Wy	(SLK 0.75 - 0.92) Arabella Mews to Straitsman Way, including full intersection and red median. Resurfacing and rehabilitation works to local distributor road	Currambine	North	-	-	-	61,000	-	-	-	61,000
RPR3090	W4052	Channel Drv - Poseidon Rd to Ironwood Ave	(SLK 0.930 to 0.40) Poseidon Road to Ironwood Avenue. Resurfacing and rehabilitation works to local access road	Heathridge	North Central	-	-	-	156,000	-	-	-	156,000
RPR3091	W4053	Whitfords / Angove Roundabout	Whitfords Avenue and Angove Drive roundabout. Resurfacing and rehabilitation works to district distributor road	Hillarys	South-West	-	-	-	34,000	-	-	-	34,000
RPR3092	W4054	Erindale Rd (NB) - #380 to Warwick Rd	#380 Erindale Road to Warwick Road (northbound) including slip land. Resurfacing and rehabilitation works to district distributor road	Warwick	South	-	22,767	-	45,533	-	-	-	68,300
RPR3093	W4055	Shenton / McLarty Intersection	Shenton Avenue and McLarty Avenue intersection. Resurfacing and rehabilitation works to district distributor road	Joondalup	North	-	-	-	111,000	-	-	-	111,000
RPR3094	W4056	Lakeside / Shoveler Roundabout	Lakeside Drive and Shoveler Terrace roundabout. Resurfacing and rehabilitation works to local distributor road	Joondalup	North	-	-	-	36,000	-	-	-	36,000
RPR3095	W4057	Lakeside / Boas Roundabout	Lakeside Drive and Boas Avenue roundabout. Resurfacing and rehabilitation works to local distributor road	Joondalup	North	-	-	-	37,000	-	-	-	37,000
RPR3096	W4058	Davidson Tce - Shenton Ave to Reid Prom	(SLK 0.0 to 0.18) Shenton Avenue to Reid Promenade. Resurfacing and rehabilitation works to local distributor road	Joondalup	North	-	-	-	67,000	-	-	-	67,000
RPR3097	W4059	Lawley Court	Daglish Way to Shenton Avenue. Works exclude the rail bridge section. Resurfacing and rehabilitation works to local access road	Joondalup	North	-	-	-	54,000	-	-	-	54,000
RPR3098	W4060	Treetop / Outlook Roundabout	Treetop Avenue and Outlook Drive roundabout. Resurfacing and rehabilitation works to local distributor road	Edgewater	North Central	-	-	-	38,000	-	-	-	38,000
RPR3099	W4061	Treetop / Pioneer Roundabout	Treetop Avenue and Pioneer Drive roundabout. Resurfacing and rehabilitation works to local distributor road	Edgewater	North Central	-	-	-	52,000	-	-	-	52,000
RPR3100	W4062	Parkland Close	Edgewater Drive to Cul-De-Sac. Resurfacing and rehabilitation works to local access road	Edgewater	North Central	-	76,000	-	-	-	-	-	76,000
RPR3101	W4063	Garden Grove	Parkland Close to Cul-De-Sac. Resurfacing and rehabilitation works to local access road	Edgewater	North Central	-	43,000	-	-	-	-	-	43,000
RPR3102	W4064	Naturaliste / O'Mara Intersection	(SLK 1.12 to 1.18) Naturaliste Boulevard and O'Mara Boulevard Intersection. Resurfacing and rehabilitation works to local access road (red asphalt, minor peripheral works)	Iluka	North	-	36,000	-	-	-	-	-	36,000
RPR3103	W4065	Meridian Drv - Linear Ave Intersection	(SLK 0.50 to 0.60) Linear Avenue intersection. Resurfacing and rehabilitation works to local distributor road	Mullaloo	North Central	-	-	-	31,000	-	-	-	31,000
RPR3104	W4066	Kingsley / Dalmain Roundabout	Kingsley Drive and Dalmain Street roundabout, including approaches. Resurfacing and rehabilitation works to local distributor road	Kingsley	South-East	-	-	-	52,000	-	-	-	52,000
RPR3105	W4067	Kingsley / Creaney Roundabout	Kingsley Drive and Creaney Drive (south) roundabout, including approaches. Resurfacing and rehabilitation works to local distributor road	Kingsley	South-East	-	-	-	40,000	-	-	-	40,000
RPR3106	W4068	Lilburne Rd - Ayton Wy to Readshaw Rd	(SLK 1.05 to 1.47) Ayton Way to Readshaw Road with red median. Resurfacing and rehabilitation works to local distributor road	Duncraig	South	-	-	-	220,000	-	-	-	220,000
RPR3107	W4069	Sullivan Road	Lilburne Road to Gilbert Road. Resurfacing and rehabilitation works to local access road	Duncraig	South	-	144,000	-	-	-	-	-	144,000
RPR3108	W4070	Doveridge Drv - Curbur Rd to Winster Cl	(SLK 0.75 to 1.26) Curbur Road to Winster Close. Resurfacing and rehabilitation works to local access road	Duncraig	South	-	-	-	166,000	-	-	-	166,000
RPR3109	W4071	Mahonia Place	Lilburne Road to Cul-De-Sac. Resurfacing and rehabilitation works to local access road	Duncraig	South	-	64,000	-	-	-	-	-	64,000
RPR3110	W4072	Pinafore Court	Lilburne Road to Cul-De-Sac. Resurfacing and rehabilitation works to local access road	Duncraig	South	-	35,000	-	-	-	-	-	35,000
RPR3111	W4073	Brockman Court	Glenbar Road to Cul-De-Sac. Resurfacing and rehabilitation works to local access road	Duncraig	South	-	59,000	-	-	-	-	-	59,000
RPR3112	W4074	Sylvia Place	Brockman Court to Cul-De-Sac. Resurfacing and rehabilitation works to local access road	Duncraig	South	-	47,000	-	-	-	-	-	47,000
RPR3113	W4075	Lockyer Court	Glenbar Road to Cul-De-Sac. Resurfacing and rehabilitation works to local access road	Duncraig	South	-	93,000	-	-	-	-	-	93,000

Project Number	Cost Code	Project Name	Description	Suburb	Ward	Municipal	Reserve	Trust	Government Grants New	Contribution	Estimated Brought Fwd	Loan	Total Required Expenditure
RPR3114	W4076	Harp Court	Wentletrap Way to Cul-De-Sac. Resurfacing and rehabilitation works to local access road	Mullaloo	North Central	-	28,000	-	-	-	-	-	28,000
RPR3115	W4077	Koolama Place	Bridgwater Drive to Cul-De-Sac. Resurfacing and rehabilitation works to local access road	Kallaroo	Central	10,000	41,000	-	-	-	-	-	51,000
RPR3116	W4078	Spinaway Street and Argo Court	(SLK 0.00 to 0.10) Beltana Road to school parking exit, including Argo Court. Resurfacing and rehabilitation works to local access road	Craigie	Central	10,000	56,000	-	-	-	-	-	66,000
RPR3117	W4079	Mararoa Court	Pinnaroo Drive to Cul-De-Sac. Resurfacing and rehabilitation works to local access road	Padbury	South-West	-	39,000	-	-	-	-	-	39,000
RPR3118	W4080	Burbank Court	Pinnaroo Drive to Cul-De-Sac. Resurfacing and rehabilitation works to local access road	Padbury	South-West	-	31,000	-	-	-	-	-	31,000
RPR3119	W4081	Tietkins Way	Brisbane Drive to Brisbane Drive. Resurfacing and rehabilitation works to local access road	Padbury	South-West	-	75,000	-	-	-	-	-	75,000
RPR3120	W4082	Dempster Place	Kempenfeldt Avenue to Cul-De-Sac. Resurfacing and rehabilitation works to local access road	Sorrento	South-West	12,000	51,000	-	-	-	-	-	63,000
RPR3121	W4083	Hampersley Road	Hawkins Avenue to Keans Avenue. Resurfacing and rehabilitation works to local access road	Sorrento	South-West	-	41,000	-	-	-	-	-	41,000
RPR3122	W4084	Keans Avenue	Hocking Parade to Kempenfeldt Avenue. Resurfacing and rehabilitation works to local access road	Sorrento	South-West	10,000	99,000	-	-	-	-	-	109,000
RPR3123	W4085	Hepburn Ave (WB) - Allenswood Rd to Barridale Drv	Westbound carriageway from Allenswood Road to Barridale Drive. MRRG rehabilitation scheme works on district distributor road (incorporate LTM intersection improvement project)	Greenwood	South-East	-	73,500	-	147,000	-	-	-	220,500
RPR3124	W4086	Hepburn Ave (WB) - Barridale Drv to Karuah Wy	Westbound carriageway from Barridale Drive to Karuah Way. MRRG rehabilitation scheme works on district distributor road	Greenwood	South-East	-	101,067	-	202,133	-	-	-	303,200
RPR3125	W4087	Hepburn Ave (WB) - Goollelal Drv to Moolanda Blvd	Westbound carriageway from Goollelal Drive to Moolanda Boulevard. MRRG rehabilitation scheme works on district distributor road	Greenwood	South-East	-	84,067	-	168,133	-	-	-	252,200
RPR3126	W4088	Joondalup / Lakeside Intersection (South)	Southern intersection of Joondalup Drive and Lakeside Drive. MRRG rehabilitation scheme works on district distributor road	Joondalup	North	-	22,634	-	45,267	-	-	-	67,901
RPR3127	W4089	Allenswood Rd (SB) - Hepburn Ave to Blackall Drv	Southbound carriageway from Hepburn Avenue to Blackall Drive, including Hepburn slip lane. MRRG rehabilitation scheme works on local distributor road (incorporate LTM intersection improvement project)	Greenwood	South-East	-	55,334	-	102,667	-	-	-	158,001
RPR3128	W4090	Northshore / Mullaloo Roundabout	Northshore Drive, Mullaloo Drive and Oceanside Promenade roundabout, including approaches. MRRG rehabilitation scheme works on district distributor road	Kallaroo	Central	-	30,534	-	45,067	-	-	-	75,601
RPR3129	W4091	Whitfords / Eddystone Intersection	Whitfords Avenue and Eddystone Avenue intersection. MRRG rehabilitation scheme works on district distributor road	Kallaroo	Central	-	13,534	-	27,067	-	-	-	40,601
RPR3130	W4092	Whitfords Ave (WB) - Southbound Sliplane to Freeway	Through lanes and slip lane from start of southbound slip lane to Freeway intersection. MRRG rehabilitation scheme works on district distributor road	Kallaroo	Central	-	52,600	-	29,200	-	-	-	81,800
RPR3131	W4093	Ballantine Rd - Dorchester Av to Ellersdale Av	SLK (0.00 to 0.54) Dorchester Avenue to Ellersdale Avenue. Resurfacing and rehabilitation works to local distributor road	Warwick	South	-	-	-	227,000	-	-	-	227,000
RPR3132		Bernard Manning Drive	Sullivan Road to Sullivan Road. Resurfacing and rehabilitation works to local access road	Dun Craig	South	-	246,000	-	-	-	-	-	246,000
RPR3141	W4094	Gunida Street	David Street to Yulema Street. Resurfacing and rehabilitation works to local access road	Mullaloo	North Central	-	215,000	-	-	-	-	-	215,000
RPR3142	W4095	Treetop Ave - Lakeview to Outlook	(SLK 0.27 to 0.70) Lakeview Drive to Outlook Drive, excluding roundabout. Resurfacing and rehabilitation works to local distributor road	Edgewater	North Central	-	181,000	-	-	-	-	-	181,000
RPR3146	W4096	Eckford Way	Nicholli Street to Karo Place. Resurfacing and rehabilitation works to local access road	Dun Craig	South	-	86,000	-	-	-	-	-	86,000
RPR3147	W4129	Mason Way	Forrest Road to Mason Way. Resurfacing and rehabilitation works to local access road	Padbury	South-West	-	168,000	-	-	-	-	-	168,000

Project Number	Cost Code	Project Name	Description	Suburb	Ward	Municipal	Reserve	Trust	Government Grants New	Contribution	Estimated Brought Fwd	Loan	Total Required Expenditure	
RPR3148	W4097	Baxter Way	Gosse Road to Oxley Avenue. Resurfacing and rehabilitation works to local access road	Padbury	South-West	-	99,000	-	-	-	-	-	99,000	
RPR3149	W4098	Austin Way	Gosse Road to Austin Way. Resurfacing and rehabilitation works to local access road	Padbury	South-West	-	149,000	-	-	-	-	-	149,000	
RPR3151	W4099	Kempfenfeldt Ave - Martin Rd to Parnell Ave	(SLK 0.55 to 0.85) Martin Road to Parnell Avenue. Resurfacing and rehabilitation works to local access road	Sorrento	South-West	-	93,000	-	-	-	-	-	93,000	
RPR3160	W4100	Liburne Rd - Readshaw Rd to Hepburn Ave	(SLK 1.55 to 1.96) Readshaw Road to Hepburn Avenue. Resurfacing and rehabilitation works to local distributor road	Dun Craig	South	-	239,000	-	-	-	-	-	239,000	
RPR3163	W4101	Waltham Street	Dampier Avenue to Gunida Street. Resurfacing and rehabilitation works to local access road	Mullaloo	North Central	-	26,000	-	-	-	-	-	26,000	
RPR3165	W4102	Otago Lane	Riversdale Gardens to Gifford Mews. Resurfacing and rehabilitation works to local access road	Mullaloo	North Central	-	30,000	-	-	-	-	-	30,000	
RPR3166	W4103	Walcha Street	Gunida Street to Millimumul Way. Resurfacing and rehabilitation works to local access road	Mullaloo	North Central	-	76,000	-	-	-	-	-	76,000	
		Road Preservation/Resurfacing Program					188,000	5,733,671	-	3,096,791	-	83,897	-	9,102,359
SBS2037	W4111	Marmion / McWhae Intersection Upgrade	Construction of left turn lane from Marmion Avenue into McWhae Road. Install intersection islands and pedestrian facilities to upgrade to current standards on McWhae Road, including path links to existing public access way	Hillarys	South-West	-	-	-	738,000	-	-	-	738,000	
SBS2086	W3819	Ocean Reef Rd & Eddystone Ave Upgrade	Lengthen the right turn pocket on Eddystone Avenue to head west onto Ocean Reef Rd, reduce the radius of left turn pockets for South & North legs of the intersection, and skid resistance treatment on both legs. Upgrade lighting for night time crashes	Beldon	Central	-	-	-	230,000	-	87,000	-	317,000	
SBS2087	W3820	Hepburn Ave & Cockman Rd Upgrade	Extend left turn pocket on Cockman Rd and provide skid resistance treatment to the left turn & through movement	Greenwood	South-East	-	-	-	37,560	-	-	-	37,560	
SBS2089	W3821	Hepburn Ave - Mitchell Fwy SB on Ramp	Extension of left turnpocket on Hepburn Ave for Southbound Mitchell Fwy on-ramp by 120m. Skid resistance treatment on left turn and through approach on Hepburn Ave to traffic signal holding lines	Kingsley	South-East	-	-	-	133,334	-	22,266	-	155,600	
SBS2090	W3942	Marmion Avenue and Cambria Street	Upgrade the intersection of Marmion Avenue and Cambria street by installing a left turn pocket on Marmion Avenue, installing pedestrian facilities to current standards and removal of power pole	Kallaroo	Central	-	-	-	498,000	-	-	-	498,000	
		Blackspot Projects					-	-	-	1,636,894	-	109,266	-	1,746,160
SSE2055	W2785	Streetscape Renewal Program	Renewal of landscaping to arterial and major roads within the City	Multiple Suburbs	Various	-	150,000	-	-	-	-	-	150,000	
SSE2056	W3450	City Centre Streetscape Renewal Program	Renewal of landscaping and street infrastructure within Joondalup City Centre	Joondalup	North	400,000	400,000	-	-	-	109,460	-	909,460	
SSE2057	W3014	Leafy City Program	Planting of trees throughout the City to increase the City's urban forests	Multiple Suburbs	Various	500,000	-	-	-	-	124,906	-	624,906	
SSE2058	W3935	Whitfords Avenue Streetscape Upgrades	Landscaping upgrades of medians and verges along Whitfords Avenue, from Trappers Drive to Wanneroo Road	Woodvale	Central	300,000	-	-	-	-	-	-	300,000	
		Streetscape Enhancement Program				1,200,000	550,000	-	-	-	234,366	-	1,984,366	
STL2002	W1330	Path and Public Access Way Lighting	illuminate Public Access Ways (PAW) and pathways to help increase public safety and minimise anti-social behaviour	Multiple Suburbs	Various	20,000	-	-	-	-	-	-	20,000	
STL2003	W1602	Joondalup City Centre Lighting	Staged replacement of existing lighting infrastructure to improve efficiency, reduce running costs and replace defective poles	Joondalup	North	-	2,500,000	-	-	-	-	-	2,500,000	
STL2005	W1331	Arterial and Local Road Street Lighting	Street lighting enhancements to the arterial and local roads network	Multiple Suburbs	Various	30,000	-	-	-	-	-	-	30,000	
STL2051	W3997	Emerald Park Floodlighting	Upgrade four floodlights to Australian Standards for large ball sports (training) and associated power transformer upgrades, if required	Edgewater	North Central	-	320,000	-	-	-	-	-	320,000	
STL2052	W3020	Lighting Infrastructure Renewal Program	Public Open Space and car park poles and lighting system renewal program, due to age, condition and efficiency	Multiple Suburbs	Various	-	100,000	-	-	-	-	-	100,000	
STL2088	W3827	Tom Simpson Park LED Upgrades	Replacement of luminaires and minor lighting infrastructure within north and south park areas	Mullaloo	North Central	-	-	-	-	-	75,000	-	75,000	

Project Number	Cost Code	Project Name	Description	Suburb	Ward	Municipal	Reserve	Trust	Government Grants New	Contribution	Estimated Brought Fwd	Loan	Total Required Expenditure
STL2090	W3998	Sorrento Foreshore LED Upgrade	Replacement of luminaires and minor lighting infrastructure in foreshore park and northern car park	Sorrento	South-West	-	120,000	-	-	-	-	-	120,000
STL2093	W3999	Whitfords Nodes Pathway LED Upgrade	Upgrade of existing luminaries along the pathways within Whitfords Nodes Health and Wellbeing Hub	Hillarys	South-West	-	20,000	-	-	-	-	-	20,000
STL2094	W4000	Blue Lake Park LED Upgrade	Upgrade of existing luminaries along the pathways within Blue Lake Park to LED	Joondalup	North	-	45,000	-	-	-	-	-	45,000
STL2095	W4001	Flinders Park LED Upgrade	Upgrade of existing luminaries along the pathways within Flinders Park to LED	Hillarys	South-West	-	50,000	-	-	-	-	-	50,000
STL2096	W4002	Iluka Open Space Car Park Lighting	Upgrade of existing 14 luminaries on existing poles with LED luminaires within Iluka District Open Space car park	Iluka	North	-	20,000	-	-	-	-	-	20,000
STL2097	W4003	Neil Hawkins LED Car Park Lighting	Upgrade of existing 25 luminaires on existing poles with LED luminaries within Neil Hawkins car park and entry road	Joondalup	North	-	50,000	-	-	-	-	-	50,000
STL2098	W4004	Castlecrag Park LED Upgrade	Upgrade of existing luminaries along the pathways within Castlecrag Park to LED	Kallaroo	Central	-	15,000	-	-	-	-	-	15,000
STL2099	W4005	Robin Park Car Park LED Upgrade	Upgrade of existing luminaries along the pathways within Robin Park Car Park to LED	Sorrento	South-West	-	20,000	-	-	-	-	-	20,000
STL2100	W4006	Mawson Park PAW Lighting	Illuminating the PAW between Flinders Avenue and Newport Gardens. Utilising new path poles and energy efficient LED luminaires	Hillarys	South-West	45,000	-	-	-	-	-	-	45,000
STL2101	W4007	George Sears Park Security Lighting	Illuminate pathway through park to discourage antisocial behaviour, and provide security lighting for residents and users of the park	Greenwood	South-East	28,000	-	-	-	-	-	-	28,000
STL2102	W4008	Greenwich Park Security Lighting	Illuminate pathway for resident to navigate pathway when coming from shops, tavern and sports grounds	Kingsley	South-East	67,000	-	-	-	-	-	-	67,000
STL2103	W4009	Delonix Park Security Lighting	Provide energy efficient security lighting for park	Woodvale	Central	52,000	-	-	-	-	-	-	52,000
STL2105	W4010	James Cook Park LED upgrades	Upgrade of tennis court lighting, carpark and security lighting in James Cook Park	Hillarys	South-West	-	35,000	-	-	-	-	-	35,000
		Street Lighting Program				242,000	3,295,000	-	-	-	75,000	-	3,612,000
SWD2001	W2340	Stormwater Drainage Upgrades	Various locations to address and resolve road and property flooding	Multiple Suburbs	Various	50,000	-	-	-	-	-	-	50,000
SWD2190	W3985	Cliff Street Sump Beautification	Convert existing fenced sump into underground storage and surface swale	Marmion	South	125,000	-	-	-	-	-	-	125,000
SWD2207	W3986	Hawkins Ave Drainage Upgrade	Improve drainage at low point by increased storage and soakage	Sorrento	South-West	20,000	-	-	-	-	-	-	20,000
SWD2211	W3987	Pipeline Rehabilitation	Rehabilitation of pipeline to counter tree root invasion. Clean and reline selected pipes, or replace pipes where practical	Multiple Suburbs	Various	-	100,000	-	-	-	-	-	100,000
SWD2213	W3988	Camberwarra Park Sump Beautification	Convert existing fenced sump into underground storage and surface swale	Craigie	Central	66,000	25,000	-	-	-	-	-	91,000
SWD2214	W3989	Killara Way Drainage Upgrade	Upgrade existing drainage by installation of additional pits to capture surface water	Craigie	Central	20,000	-	-	-	-	-	-	20,000
SWD2215	W3990	Freeman Way Drainage Upgrade	Upgrade to existing drainage through additional underground storage and soak capacity	Sorrento	South-West	25,000	-	-	-	-	-	-	25,000
SWD2217	W3991	Scaphella Avenue Sump and Catchment improvements	Upgrade sump capacity and improve local drainage and catchment improvements	Mullaloo	North Central	100,000	-	-	-	-	-	-	100,000
SWD2218	W3992	Dillenia Way Drainage Upgrade	Upgrade drainage in Dillenia Way and Blackthorn Road. Small soak tank upstream of Blackthorn Park and rationalise headwalls in Blackthorn Park (north) basin	Greenwood	South-East	60,000	-	-	-	-	-	-	60,000
SWD2219	W3993	Marine / Parnell Drainage Catchment Upgr	Additional pits and storage within catchment to reduce storm flow to low point	Marmion	South	40,000	-	-	-	-	-	-	40,000
SWD2222	W3994	Marri Park Sump - Upgrade Outlets	Upgrade to outlet structures to prevent erosion and reduce maintenance via small underground tank and outlet structure re-structure.	Duncraig	South	68,000	-	-	-	-	-	-	68,000
SWD2226	W3995	Whitfords East Park Sump Beautification	Convert existing fenced sump into underground storage and surface swale	Craigie	Central	50,000	40,000	-	-	-	-	-	90,000
SWD2228	W3996	Quay Court Sump Retaining Wall Repair	Limestone retaining wall reconstruction to correct	Sorrento	South-West	-	400,000	-	-	-	-	-	400,000
		Stormwater Drainage Program				624,000	565,000	-	-	-	-	-	1,189,000

Project Number	Cost Code	Project Name	Description	Suburb	Ward	Municipal	Reserve	Trust	Government Grants New	Contribution	Estimated Brought Fwd	Loan	Total Required Expenditure
		Total Works				8,909,400	20,756,521	297,158	9,965,098	730,000	3,433,593	-	44,091,770
TOTAL PROJECTS & WORKS						9,807,345	20,756,521	297,158	9,965,098	730,000	4,288,247	-	45,844,369

VEHICLE AND PLANT REPLACEMENT PROGRAM 2020/2021

Fleet Category	Cost Code	Plant Number	Plant Description	Purchase Date	Purchase Price	Estimated New Cost	Estimated Trade value	Change Over	Days Held	Depreciation Rate
HEAVY		F95262	TRUCK-ISUZU NQR450 MEDIUM	23/07/2010	86,835	125,000	20,000	105,000	3,723	10.0%
HEAVY		F95302	TRUCK - ISUZU NQR450	24/02/2012	97,799	125,000	22,000	103,000	3,111	10.0%
HEAVY	C2493	F95306	TRUCK - NNR200 AMT ISUZU	2/02/2012	75,020	95,000	20,000	75,000	3,224	0.0%
HEAVY		F95328	TRUCK-NQR450 CREW 3 WAY TIPPER	14/11/2012	105,771	135,000	25,000	110,000	3,026	10.0%
HEAVY	C2495	F95330	TRUCK-NQR450 CREW 3 WAY TIPPER	5/12/2012	105,681	135,000	22,000	113,000	3,038	10.0%
HEAVY		F95331	TRUCK-NQR450 CREW 3 WAY TIPPER	5/12/2012	105,681	135,000	25,000	110,000	3,129	10.0%
HEAVY		F96024	BUS-HIGER RYDER 33 +1 SEAT	25/01/2012	153,360	275,000	50,000	225,000	3,292	10.0%
HEAVY	C2489	F96030	TRUCK-ISUZU NQR450 REFUSE	3/10/2012	210,951	285,000	28,000	257,000	3,101	10.0%
HEAVY	C2511	F98308	CASE JXU 105 4WD TRACTOR	19/12/2013	76,302	105,000	25,000	80,000	2,569	10.0%
HEAVY		F98310	CASE JXU 105 4WD TRACTOR	19/12/2013	76,302	110,000	25,000	85,000	2,598	10.0%
HEAVY	C2512	F98311	CASE JXU 105 4WD TRACTOR	19/12/2013	76,302	105,000	25,000	80,000	2,569	10.0%
HEAVY		F98322	TAKEUCHI MINI EXCAVATOR-TB216	2/07/2014	40,232	50,000	8,000	42,000	2,403	10.0%
HEAVY		F98339	SWEOPER HAKO CITYMASTER 1250	15/09/2015	142,788	180,000	25,000	155,000	2,054	10.0%
					1,353,025	1,860,000	320,000	1,540,000		
LIGHT			RYDE PROGRAM VEHICLE		-	22,500	-	-	-	7.5%
LIGHT		F95355	UTE-ISUZU D-MAX SPACE CAB AUTO 4X4	17/10/2013	40,611	45,000	16,000	29,000	2,570	7.5%
LIGHT		F95435	UTE- NAVARA NP 300 DUALCAB WELL BODY	1/03/2017	46,323	50,000	16,000	34,000	1,521	7.5%
LIGHT		F95447	UTE- D-MAX SX 4X2 DUAL CAB AUTO WELL	31/10/2017	36,851	42,000	14,000	28,000	1,277	7.5%
LIGHT		F95448	UTE-ISUZU D-MAX SX 4X4 D/C AUTO	31/10/2017	43,246	50,000	18,000	32,000	1,338	7.5%
LIGHT	C2513	F98006	TRAILER- 1TKL874 TANDEM BOX TRAILER	25/06/2009	12,608	20,000	2,000	18,000	4,054	7.5%
LIGHT	C2514	F98007	TRAILER- 1TKL875 TANDEM BOX TRAILER	25/06/2009	10,338	18,000	2,000	16,000	4,054	7.5%
LIGHT	C2517	F98180	TRAILER -2T TANDEM WITH SIDE RAMP -	1/02/2010	14,732	20,000	1,000	19,000	3,879	7.5%
LIGHT	C2518	F98192	TRAILER-DUAL AXLE STORAGE & TIPPER	16/02/2010	10,727	15,000	800	14,200	3,817	7.5%
LIGHT	C2519	F98199	TIPPER TRAILER -TANDEM AXLE	3/06/2010	8,350	12,000	500	11,500	3,757	7.5%
					223,786	294,500	70,300	201,700		
PLANT	C2490	F38330	AMAZONE VERIMOWER 2100MM WIDE CUT	24/11/2014	49,350	55,000	5,000	50,000	2,122	12.5%
PLANT		F95282	ATV-POLARIS 500	16/09/2011	14,496	20,000	3,000	17,000	3,330	12.5%
PLANT		F98233	GENERATOR-EM65	27/07/2010	5,400	7,000	750	6,250	3,839	12.5%
PLANT		F98252	TRAILER-SINGLE AXLE BOX	20/05/2011	4,445	10,000	200	9,800	3,694	12.5%
PLANT		F98305	MOWER-TC 26" REEL	3/09/2013	5,614	7,000	800	6,200	2,705	12.5%
PLANT	C2498	F98321	MOWER/SLASHER PEGAUS-WIDE AREA ROLLER	27/05/2014	64,350	70,000	10,000	60,000	2,394	12.5%
PLANT	C2503	F98332	MOWER-TORO 3280- D RIDE ON INC CATCH	24/02/2014	38,390	44,000	7,000	37,000	2,576	12.5%
PLANT		F98341	MOWER-TORO GROUN 4WD RIDE-ON 4WS 1EXH983	25/08/2015	33,800	40,000	5,000	35,000	2,075	12.5%
PLANT		F98344	MOWER-7490 SEVEN GANG TRAILING	3/09/2015	70,000	80,000	2,000	78,000	2,127	12.5%
PLANT		F98350	MOWER-7490 SEVEN GANG TRAILING	22/02/2016	74,900	80,000	2,000	78,000	1,955	12.5%
					360,745	413,000	35,750	377,250		
			Total Expenditure		1,937,555	2,567,500	426,050	2,118,950		

Fees and Charges 2020/21



Schedule of Fees and Charges 2020/2021

Description	Basis of Charge	GST Y/N	Fees & Charges 2020-21		
			Fee Excluding GST	GST	Gross Fee Included GST
Financial Services					
Credit card payments – rates notices					
Surcharge for rate notice payments by Visa or MasterCard credit cards	% of payment amount	N	0.5% of payment amount	N/A	0.5% of payment amount
Rates – Rates information					
Direct debit return/dishonour	Each	Y	\$2.50	\$0.25	\$2.75
Fee for refunding overpayment of an instalment payment	Per event	Y	\$10.00	\$1.00	\$11.00
Issue of notice of discontinuance	Per notice	Y	\$40.00	\$4.00	\$44.00
Rate ownership searches	Each	N	\$13.00	N/A	\$13.00
Rates and charges enquiries	Each	N	\$34.00	N/A	\$34.00
Rates instalment administration fee	Per instalment notice	N	\$12.00	N/A	\$12.00
Rates payment arrangement fee (by direct debit)	Per arrangement	N	\$34.00	N/A	\$34.00
Rates payment arrangement fee (other than by direct debit)	Per arrangement	N	\$52.00	N/A	\$52.00

Schedule of Fees and Charges 2020/2021

Description	Basis of Charge	GST Y/N	Fees & Charges 2020-21		
			Fee Excluding GST	GST	Gross Fee Included GST
Rates service fee (reprint of notices, transfer of monies paid between properties, refund of monies incorrectly paid)	Per event	Y	\$11.82	\$1.18	\$13.00
Rejected direct debit	Each	Y	\$0.50	\$0.05	\$0.55
Parking Services					
Joondalup - Property Manager/Service Provider parking permit areas					
Annual Parking Permit	Annual Permit (expires 31 December in year of issue) per Zone per Permit	N	\$100.00	N/A	\$100.00
Joondalup - Property Manager/Service Provider parking permit areas > 3 Zones					
Annual Parking Permit	Annual Permit (expires 31 December in year of issue) 3 or more zones. Note: Effective from 1 January 2020	N	\$300.00	N/A	\$300.00
Joondalup - Resident parking permit areas					
Annual Parking Permit	Replacement Permit (Damaged, lost or stolen)	N	\$20.00	N/A	\$20.00
Joondalup - Resident parking permit areas (maximum one permit per residential address per year)					
Annual Parking Permit	Annual Permit (expires 31 December in year of issue)	N	\$100.00	N/A	\$100.00
Off-Street - Long Term Fees					
Central Park West Car Park No P8	Hourly fee	Y	\$1.64	\$0.16	\$1.80
Central Park West Car Park No P8	Daily fee	Y	\$8.09	\$0.81	\$8.90
Central Park West Car Park No P8	Weekly fee	Y	\$40.91	\$4.09	\$45.00
Collier Pass Car Park No P9	Hourly fee	Y	\$1.64	\$0.16	\$1.80
Collier Pass Car Park No P9	Daily fee	Y	\$8.09	\$0.81	\$8.90

Schedule of Fees and Charges 2020/2021

Description	Basis of Charge	GST Y/N	Fees & Charges 2020-21		
			Fee Excluding GST	GST	Gross Fee Included GST
Collier Pass Car Park No P9	Weekly fee	Y	\$40.91	\$4.09	\$45.00
Davidson Terrace Car Park No P4	Hourly fee	Y	\$1.64	\$0.16	\$1.80
Davidson Terrace Car Park No P4	Daily fee	Y	\$8.09	\$0.81	\$8.90
Davidson Terrace Car Park No P4	Weekly fee	Y	\$40.91	\$4.09	\$45.00
Lawley Court Car Park No T3	Hourly fee	Y	\$1.09	\$0.11	\$1.20
Lawley Court Car Park No T3	Daily fee	Y	\$5.45	\$0.55	\$6.00
Lawley Court Car Park No T3	Weekly fee	Y	\$27.27	\$2.73	\$30.00
McLarty Avenue Car Park No P1	Hourly fee	Y	\$1.64	\$0.16	\$1.80
McLarty Avenue Car Park No P1	Daily fee	Y	\$8.09	\$0.81	\$8.90
McLarty Avenue Car Park No P1	Weekly fee	Y	\$40.91	\$4.09	\$45.00
Off-Street - Short Term Fees					
Central Walk Car Park No T1	Hourly fee - no daily fee	Y	\$1.82	\$0.18	\$2.00
McLarty Avenue Car Park No P2	Hourly fee - no daily fee	Y	\$1.82	\$0.18	\$2.00
On-Street - Long Term Fees					
Inner CBD	Hourly fee	Y	\$1.64	\$0.16	\$1.80
Inner CBD	Daily fee	Y	\$8.09	\$0.81	\$8.90
Inner CBD	Weekly fee	Y	\$40.91	\$4.09	\$45.00
Outer CBD	Weekly fee	Y	\$27.27	\$2.73	\$30.00
Outer CBD	Hourly fee	Y	\$1.09	\$0.11	\$1.20
Outer CBD	Daily fee	Y	\$5.45	\$0.55	\$6.00
On-Street - Short Term Fees					
Time limits - 1/4 hour to 2 hours	Hourly fee - no daily fee	Y	\$2.00	\$0.20	\$2.20
Parking Bay - Exclusive Use Fees					

Schedule of Fees and Charges 2020/2021

Description	Basis of Charge	GST Y/N	Fees & Charges 2020-21		
			Fee Excluding GST	GST	Gross Fee Included GST
Works and private maintenance (Long Term - more than 7 days)	Full day per bay	Y	\$18.18	\$1.82	\$20.00
Works and private maintenance (Long Term - more than 7 days)	1/2 day per bay	Y	\$10.91	\$1.09	\$12.00
Works and private maintenance (Short Term - 1-7 days)	Full day per bay	Y	\$23.64	\$2.36	\$26.00
Works and private maintenance (Short Term - 1-7 days)	1/2 day per bay	Y	\$13.64	\$1.36	\$15.00
Parking/Boat Launching Fees					
Ocean Reef Boat Harbour Car Park	Daily fee - no hourly fee	Y	\$10.00	\$1.00	\$11.00
Ocean Reef Boat Harbour Car Park	Annual pass	Y	\$181.82	\$18.18	\$200.00
Ocean Reef Boat Harbour Car Park	Discounted Annual pass - Senior or Pension Card Holders COJ residents only	Y	\$163.64	\$16.36	\$180.00
Private Property Parking Fees					
Private Property Parking	Registration fee	N	\$200.00	N/A	\$200.00
Reid Promenade Multi Storey Car Park Fees					
After Hours Vehicle Release	Per vehicle	Y	\$136.36	\$13.64	\$150.00
Boom Gate Arm Damage	Per arm	Y	\$45.45	\$4.55	\$50.00
Motorcycle	Hourly fee	Y	\$0.82	\$0.08	\$0.90
Motorcycle	Daily fee	Y	\$4.45	\$0.45	\$4.90

Schedule of Fees and Charges 2020/2021

Description	Basis of Charge	GST Y/N	Fees & Charges 2020-21		
			Fee Excluding GST	GST	Gross Fee Included GST
Premium 24 hour access Bay - Lower ground only	Per month	Y	\$180.00	\$18.00	\$198.00
Premium Bay Signs	Per sign	Y	\$145.45	\$14.55	\$160.00
Remote Access Equipment Replacement Fee	Per Access Device	Y	\$45.45	\$4.55	\$50.00
Reserved Bay - Motorcycle	Per month	Y	\$74.55	\$7.46	\$82.01
Reserved Bay - Vehicle Levels 1 and 2	Per month	Y	\$150.91	\$15.09	\$166.00
Reserved Bay Signs	Per sign	Y	\$145.45	\$14.55	\$160.00
Unreserved Bay	Per month	Y	\$132.73	\$13.27	\$146.00
Vehicle	Hourly fee	Y	\$1.64	\$0.16	\$1.80
Vehicle	Daily fee	Y	\$9.00	\$0.90	\$9.90
Vehicle - Entry prior to 8.30am	Daily Fee - Early Bird	Y	\$7.36	\$0.74	\$8.10
Vehicle - Event	Daily Event fee	Y	\$5.45	\$0.55	\$6.00
Ranger Services					
Abandoned vehicles - Reclaim Fee					
Reclaim Fee	Cost recovery	Y	\$172.73	\$17.27	\$190.00
Administration Fee - Cat Breeding Application					
Application to breed Cats or renewal	Cat Act	N	\$100.00	N/A	\$100.00
Administration Fee - Cat Registration Fees					
1 year - Pensioners	Cat Act	N	\$10.00	N/A	\$10.00
1 year - Standard	Cat Act	N	\$20.00	N/A	\$20.00
3 years - Pensioners	Cat Act	N	\$21.25	N/A	\$21.25
3 years - Standard	Cat Act	N	\$42.50	N/A	\$42.50
Lifetime - Pensioners	Cat Act	N	\$50.00	N/A	\$50.00
Lifetime - Standard	Cat Act	N	\$100.00	N/A	\$100.00
Administration Fee - Dog Registration Fees					
1 year - Pensioners	Dog Act	N	\$25.00	N/A	\$25.00

Schedule of Fees and Charges 2020/2021

Description	Basis of Charge	GST Y/N	Fees & Charges 2020-21		
			Fee Excluding GST	GST	Gross Fee Included GST
1 year - Standard	Dog Act	N	\$50.00	N/A	\$50.00
3 years - Pensioners	Dog Act	N	\$60.00	N/A	\$60.00
3 years - Standard	Dog Act	N	\$120.00	N/A	\$120.00
Lifetime - Pensioners	Dog Act	N	\$125.00	N/A	\$125.00
Lifetime - Standard	Dog Act	N	\$250.00	N/A	\$250.00
Administration Fee - Dog Registration Fees - Sterilised					
1 year - Pensioners	Dog Act	N	\$10.00	N/A	\$10.00
1 year - Standard	Dog Act	N	\$20.00	N/A	\$20.00
3 years - Pensioners	Dog Act	N	\$21.25	N/A	\$21.25
3 years - Standard	Dog Act	N	\$42.50	N/A	\$42.50
Administration Fee - Replacement Cat Tag					
Replacement Cat Tag	Per Tag	Y	\$6.64	\$0.66	\$7.30
Administration Fee - Replacement Dog Tag					
Replacement Dog Tag	Per Tag	Y	\$6.64	\$0.66	\$7.30
Animals - Livestock (Impound Fees)					
Per Head Entire Horses, Mules, Asses, Camels, Bulls or Boars	6.00 am to 6.00 pm	N	\$105.00	N/A	\$105.00
Per Head Entire Horses, Mules, Asses, Camels, Bulls or Boars	6.00 pm to 6.00 am	N	\$105.00	N/A	\$105.00
Per Head Mares, Geldings, Colts, Fillies, Foals, Oxen, Cows, Steers, Heifers, Calves, rams or pigs	6.00 pm to 6.00 am	N	\$105.00	N/A	\$105.00

Schedule of Fees and Charges 2020/2021

Description	Basis of Charge	GST Y/N	Fees & Charges 2020-21		
			Fee Excluding GST	GST	Gross Fee Included GST
Per Head Mares, Geldings, Colts, Fillies, Foals, Oxen, Cows, Steers, Heifers, Calves, rams or pigs	6.00 am to 6.00 pm	N	\$105.00	N/A	\$105.00
Per Head Wethers, Ewes, Lambs, Goats	6.00 pm to 6.00 am	N	\$21.00	N/A	\$21.00
Per Head Wethers, Ewes, Lambs, Goats	6.00 am to 6.00 pm	N	\$21.00	N/A	\$21.00
Animals - Livestock Sustenance (Local Government Act)					
(1) Entire Horses, Mules, Asses, Camels, Bulls, Mares, Geldings, Colts, Fillies,	For each 24 hours or part	Y	\$17.27	\$1.73	\$19.00
(2) Pigs of any description	For each 24 hours or part	Y	\$10.91	\$1.09	\$12.00
(3) Rams, Wethers, Ewes, Lambs or Goats	For each 24 hours or part	Y	\$10.91	\$1.09	\$12.00
Application Fee - Application for Third Dog					
Application for 3rd Dog - Pensioners	Each	Y	\$59.09	\$5.91	\$65.00
Application for 3rd Dog - Standard	Each	Y	\$118.18	\$11.82	\$130.00
Application Fee - Temporary Permit - Community Information Signs					
Application for Temporary Permit - Community Information Signs	Per Application	Y	\$27.27	\$2.73	\$30.00
RSPCA - Impound Fees					
Impounding Fees	Per Cat	Y	\$200.00	\$20.00	\$220.00
Impounding Fees	Per Dog	Y	\$200.00	\$20.00	\$220.00

Schedule of Fees and Charges 2020/2021

Description	Basis of Charge	GST Y/N	Fees & Charges 2020-21		
			Fee Excluding GST	GST	Gross Fee Included GST
Surrender Dog Fee to Ranger	Each	Y	\$109.09	\$10.91	\$120.00
RSPCA Administration Fee					
Microchip Cat	Each Cat	Y	\$45.45	\$4.55	\$50.00
Microchip Dog	Each Dog	Y	\$45.45	\$4.55	\$50.00
Sterilisation - Cats (Female)	Each Cat	Y	\$136.36	\$13.64	\$150.00
Sterilisation - Cats (Male)	Each Cat	Y	\$90.91	\$9.09	\$100.00
Shopping Trolley (Impound Fee)					
Impound fee for reported Abandoned Shopping Trolleys	Each	Y	\$100.00	\$10.00	\$110.00
Signs - Administrative Fee - Poundage Fee (per sign)					
Poundage Fee	Per Sign	N	\$70.00	N/A	\$70.00
Building Services					
Fees for Services					
Certificate of building compliance - Class 1a buildings	Per structure	Y	\$409.18	\$40.92	\$450.10
Certificate of building compliance - Minor class 10 structures	Per structure	Y	\$271.91	\$27.19	\$299.10
Certificate of building compliance - Strata Units	Per Unit	Y	\$189.64	\$18.96	\$208.60
Certificate of design compliance	All application values	Y	\$507.65 plus 0.1% of estimated value of work Less GST	10%	\$507.65 plus 0.1% of estimated value of work

Schedule of Fees and Charges 2020/2021

Description	Basis of Charge	GST Y/N	Fees & Charges 2020-21		
			Fee Excluding GST	GST	Gross Fee Included GST
Certificate of design compliance, including Rcode (where required), Building and Health assessments – residential class 1a and 10 buildings only	Estimated construction value <= \$400,000	Y	\$382.09	\$38.21	\$420.30
Certificate of design compliance, including Rcode (where required), Building and Health assessments – residential class 1a and 10 buildings only	Estimated construction value: \$400,001 - \$600,000	Y	\$490.45	\$49.05	\$539.50
Certificate of design compliance, including Rcode (where required), Building and Health assessments – residential class 1a and 10 buildings only	Estimated construction value: \$600,001 - \$800,000	Y	\$599.73	\$59.97	\$659.70

Schedule of Fees and Charges 2020/2021

Description	Basis of Charge	GST Y/N	Fees & Charges 2020-21		
			Fee Excluding GST	GST	Gross Fee Included GST
Certificate of design compliance, including Rcode (where required), Building and Health assessments – residential class 1a and 10 buildings only	Estimated construction value: \$800,001 - \$1,000,000	Y	\$709.00	\$70.90	\$779.90
Certificate of design compliance, including Rcode (where required), Building and Health assessments – residential class 1a and 10 buildings only	Estimated construction value > \$1,000,000	Y	0.1% of estimated construction value Less GST	10%	0.1% of estimated construction value
Certificate of design compliance, including Rcode (where required), Building and Health assessments – strata units only	Per Unit	Y	\$271.91	\$27.19	\$299.10
Inspections – Certificate of Construction Compliance, Building compliance, miscellaneous inspections	Minimum fee	Y	\$261.00 for first hour then \$131.55/hr or part thereof Less GST	10%	\$261.00 for first hour then \$131.55/hr or part thereof
Inspections: Certificate of Construction Compliance, Building compliance, miscellaneous inspections – Additional or cancelled inspections	Minimum fee	Y	\$131.55/hr or part thereof Less GST	10%	\$131.55/hr or part thereof
Inspections: Certificate of Construction Compliance, Building compliance, miscellaneous inspections – Inspections requested out of normal working hours	Minimum fee	Y	\$196.30/hr or part thereof Less GST	10%	\$196.30/hr or part thereof
Inspections: Certificate of Construction Compliance, Building compliance, miscellaneous inspections – When inspection period exceeds 2 hours	Minimum fee	Y	\$131.55/hr or part thereof Less GST	10%	\$131.55/hr or part thereof

Schedule of Fees and Charges 2020/2021

Description	Basis of Charge	GST Y/N	Fees & Charges 2020-21		
			Fee Excluding GST	GST	Gross Fee Included GST
R-Codes assessment - All works less than \$20,000	Set fee	Y	\$119.64	\$11.96	\$131.60
R-Codes assessment - Single dwelling and works in excess of \$20,000	Set fee	Y	\$237.27	\$23.73	\$261.00
Referral per authority	Set fee	Y	\$119.64	\$11.96	\$131.60
Review of alternative solutions	Minimum fee-\$258.45 for first hour then \$130.25/hr or part thereof	Y	\$261.05 for first hour then \$131.55/hr or part thereof Less GST	10%	\$261.05 for first hour then \$131.55/hr or part thereof
Unauthorised structures - additional inspection	Minimum fee	Y	\$131.55/hr or part thereof Less GST	10%	\$131.55/hr or part thereof
Unauthorised structures - inspection	Minimum fee	Y	\$462.00	\$46.20	\$508.20
Where negotiations with other authorities exceed 1 Hour	Minimum fee	Y	\$131.55/hr or part thereof Less GST	10%	\$131.55/hr or part thereof
Licences - Materials on Street Licences (Hoarding)-Verge Permit					
Verge Permit	Per square metre, per month	N	\$1.00	N/A	\$1.00
Permits - Building Permits a) For the grant of a building permit to do building work in respect of a building or incidental structure of Class 1 and 10					
Certified Application	Per application	N	0.19% of the estimated value of the proposed building work as determined by the permit authority but not less than \$106.70	N/A	0.19% of the estimated value of the proposed building work as determined by the permit authority but not less than \$106.70

Schedule of Fees and Charges 2020/2021

Description	Basis of Charge	GST Y/N	Fees & Charges 2020-21		
			Fee Excluding GST	GST	Gross Fee Included GST
Uncertified application	Per application	N	0.32% of the estimated value of the proposed building work as determined by the permit authority but not less than \$106.70	N/A	0.32% of the estimated value of the proposed building work as determined by the permit authority but not less than \$106.70
Permits - Building Permits b) For the grant of a building permit to do building work in respect of a building or incidental structure of Class 2 and 9					
Certified Application	Per application	N	0.09% of the estimated value of the proposed building work as determined by the permit authority but not less than \$106.70	N/A	0.09% of the estimated value of the proposed building work as determined by the permit authority but not less than \$106.70
Permits - Building Permits c) For the grant of a building permit to do building work in respect of a building or incidental structure of Class 2 and 9					
(c) For the grant of a building permit to do building work in respect of a building or incidental structure for an amended granted	Modified fee	N	Modified fee – the relevant building permit application fee methodology outlined in (a) and (b) above is to be applied, except that the estimated value of the proposed building work as determined by the permit authority is to be calculated by determining the estimated value of the building work as amended, minus the estimated value of the building work as determined by the permit authority declared for the purposes of the calculation of the fee for the building permit already granted but not less than \$105.00	N/A	Modified fee – the relevant building permit application fee methodology outlined in (a) and (b) above is to be applied, except that the estimated value of the proposed building work as determined by the permit authority is to be calculated by determining the estimated value of the building work as amended, minus the estimated value of the building work as determined by the permit authority declared for the purposes of the calculation of the fee for the building permit already granted but not less than \$105.00
Permits - Demolition Permits					

Schedule of Fees and Charges 2020/2021

Description	Basis of Charge	GST Y/N	Fees & Charges 2020-21		
			Fee Excluding GST	GST	Gross Fee Included GST
(a) For the grant of a demolition permit to do demolition work in respect of a building or incidental structure of Class 1 and 10	Per application	N	\$105.00	N/A	\$105.00
(b) For the grant of a demolition permit to do demolition work in respect of a building or incidental structure Class 2 to 9	Per application	N	\$105.00 Per Storey	N/A	\$105.00 Per Storey
Permits - Occupancy Permits					
Application for building approval certificate for building with existing authorisation (Class 1 and 10 buildings)	Per application	N	\$105.00	N/A	\$105.00
Application for modification of occupancy permit for additional use of building on temporary basis	Per application	N	\$105.00	N/A	\$105.00
Application for occupancy permit for building with existing authorisation	Per application	N	\$105.00	N/A	\$105.00

Schedule of Fees and Charges 2020/2021

Description	Basis of Charge	GST Y/N	Fees & Charges 2020-21		
			Fee Excluding GST	GST	Gross Fee Included GST
Application for occupancy permit for completed building (Class 2 to 9 buildings)	Per application	N	\$105.00	N/A	\$105.00
Application for occupancy permit for unauthorised Class 2 to 9 buildings - certified	Per application	N	0.18% of the estimated value of the building work as determined by the permit authority, but not less than \$105	N/A	0.18% of the estimated value of the building work as determined by the permit authority, but not less than \$105
Application for occupancy permit or building approval certificate for registration of strata scheme, plan of re-subdivision – Class 2 to 9 buildings	Per application	N	\$115.00 or \$11.60 per strata unit, whichever is greater	N/A	\$115.00 or \$11.60 per strata unit, whichever is greater
Application for replacement occupancy permit for permanent change of building use and classification	Per application	N	\$105.00	N/A	\$105.00
Application for temporary occupancy permit for incomplete building	Per application	N	\$105.00	N/A	\$105.00

Schedule of Fees and Charges 2020/2021

Description	Basis of Charge	GST Y/N	Fees & Charges 2020-21		
			Fee Excluding GST	GST	Gross Fee Included GST
Building approval certificate for unauthorised Class 1 and 10 - certified	Per application	N	0.38% of the estimated current value of the unauthorised building work as determined by the permit authority, but not less than \$105.00	N/A	0.38% of the estimated current value of the unauthorised building work as determined by the permit authority, but not less than \$105.00
Publications - Sale of Building Plans					
Commercial and Industrial Fiche	First copy	Y	\$77.91	\$7.79	\$85.70
Commercial Printed Plans	Each subsequent copy	Y	\$39.73	\$3.97	\$43.70
Residential	Per copy	Y	\$55.18	\$5.52	\$60.70
Site Plan	Per copy	Y	\$25.27	\$2.53	\$27.80
Viewing Fee: Building Plans	Per Property	Y	\$15.91	\$1.59	\$17.50
Service Fees - Land Purchase Inquiry					
Land Purchase Inquiry	Each	Y	\$57.91	\$5.79	\$63.70
Planning Services					
Administration Fee - Administrative Charges					
Scheme Amendments	Costs estimated from hourly rates	Y	Costs estimated from hourly rates in Regulations Less GST	10%	Costs estimated from hourly rates in Regulations
Structure Plans	Costs estimated from hourly rates	Y	Per Application Less GST	10%	Per Application
Administration Fee - Subdivision Clearance					
Administration Charge	c) 196 plus lots	N	\$7,393.00	N/A	\$7,393.00
Administration Charge	a) 0 - 5 Lots	N	\$73 per lot	N/A	\$73 per lot
Administration Charge	b) 5 -195 Lots	N	\$73 per lot for first 5 lots and then \$35.00 per lot	N/A	\$73 per lot for first 5 lots and then \$35.00 per lot
Application Fees - Development Application Fees					

Schedule of Fees and Charges 2020/2021

Description	Basis of Charge	GST Y/N	Fees & Charges 2020-21		
			Fee Excluding GST	GST	Gross Fee Included GST
a) Change of use application or for alteration or extension or change of a non-conforming use to which development application fees do not apply	Per Application	N	\$295.00 and if the change of use or the alteration or extension or change of the non-conforming use has commenced an additional amount of \$590.00 by way of penalty	N/A	\$295.00 and if the change of use or the alteration or extension or change of the non-conforming use has commenced an additional amount of \$590.00 by way of penalty
b) Development Applications	Less than \$50,000	N	\$147.00	N/A	\$147.00
c) Development Applications	\$50,000 - \$500,000	N	0.32% of the estimated cost of development	N/A	0.32% of the estimated cost of development
d) Development Applications	\$500,000 - \$2.5million	N	\$1,700.00 plus 0.257% for every \$1 in excess of \$500,000	N/A	\$1,700.00 plus 0.257% for every \$1 in excess of \$500,000
e) Development Applications	\$2.5million - \$5million	N	\$7,161.00 plus 0.206% for every \$1 in excess of \$2.5 mil	N/A	\$7,161.00 plus 0.206% for every \$1 in excess of \$2.5 mil
f) Development Applications	\$5million - \$21.5million	N	\$12,633.00 plus 0.123% for every \$1 in excess of \$5 mil	N/A	\$12,633.00 plus 0.123% for every \$1 in excess of \$5 mil
g) Development Applications	More than \$21.5 million	N	\$34,196.00	N/A	\$34,196.00

Schedule of Fees and Charges 2020/2021

Description	Basis of Charge	GST Y/N	Fees & Charges 2020-21		
			Fee Excluding GST	GST	Gross Fee Included GST
h) Home occupation application	Initial fee--\$222.00 and, if the home occupation has commenced an additional amo	N	\$222.00 and, if the home occupation has commenced an additional amount of \$444.00 by way of penalty	N/A	\$222.00 and, if the home occupation has commenced an additional amount of \$444.00 by way of penalty
l) Home occupation application	Renewal fee (where required)	N	\$73.00 and, if the approval to be renewed has expired an additional amount of \$146.00 by way of penalty	N/A	\$73.00 and, if the approval to be renewed has expired an additional amount of \$146.00 by way of penalty
J) Determining an application to amend or cancel	Per application	N	\$295.00	N/A	\$295.00
NOTE: Development Applications above categories b) - g) penalty rate to apply.	Per application above categories b) – g)	N	If the development has commenced or been carried out, an additional amount by way of penalty, that is twice the amount of the maximum fee payable for determination of the application-refer paragraph (b), (c), (d), (e), (f) or (g)	N/A	If the development has commenced or been carried out, an additional amount by way of penalty, that is twice the amount of the maximum fee payable for determination of the application-refer paragraph (b), (c), (d), (e), (f) or (g)

Application Fees - Written Planning Advice

Schedule of Fees and Charges 2020/2021

Description	Basis of Charge	GST Y/N	Fees & Charges 2020-21		
			Fee Excluding GST	GST	Gross Fee Included GST
Written Planning Advice	Per application	Y	\$66.36	\$6.64	\$73.00
Application Fees - Zoning Certificate					
Zoning Certificate	Per Certificate	N	\$73.00	N/A	\$73.00
Application for Certificate of Approval for a strata plan, plan of re-subdivisio					
Administration Charge	Number of allotments between 1 - 5 lots	N	\$656.00 plus \$65.00 per lot	N/A	\$656.00 plus \$65.00 per lot
Administration Charge	Number of allotments between 6 - 100 lots	N	\$981.00 plus \$43.50 per lot in excess of of five lots	N/A	\$981.00 plus \$43.50 per lot in excess of of five lots
Administration Charge	Number of allotments in excess of 100 lots	N	The application fee is capped at 100 lots. The maximum fee payable is \$5,113.50	N/A	The application fee is capped at 100 lots. The maximum fee payable is \$5,113.50
Application to Close					
Pedestrian Access Way (PAW) Closure	Per application	Y	\$1,790.00	\$179.00	\$1,969.00
Cash-in-Lieu of Car Parking					
Non-residential development	Per car bay	N	0	N/A	\$0.00
Licences - Liquor licence					
Section 40 Town Planning Certificate	Per application	N	\$147.00	N/A	\$147.00
Open Space/Reserve/Road or Other Closure					
Application to close/excise	Per application	Y	\$1,420.91	\$142.09	\$1,563.00
Publications - General Publications					
General Publications	a) 0 - 9 pages	Y	\$10.62	\$1.06	\$11.68
General Publications	b) 10 - 50 pages	Y	\$16.14	\$1.61	\$17.75
General Publications	c) 51 - 100 pages	Y	\$30.09	\$3.01	\$33.10
General Publications	d) 101 - 200 pages	Y	\$47.27	\$4.73	\$52.00
Publications - Plans/Maps (various sizes)					

Schedule of Fees and Charges 2020/2021

Description	Basis of Charge	GST Y/N	Fees & Charges 2020-21		
			Fee Excluding GST	GST	Gross Fee Included GST
Extract from Tax Plan (A3/A4)	Black & white	Y	\$7.23	\$0.72	\$7.95
Legend for schemes	Colour	Y	\$16.14	\$1.61	\$17.75
MRS, DPS No. 2 & R Code Scheme Maps (>AO)	Colour	Y	\$63.05	\$6.31	\$69.36
MRS, DPS No. 2 & R Code Scheme Maps (>AO) Locality	Colour	Y	\$63.05	\$6.31	\$69.36
MRS, DPS No. 2 & R Code Scheme Maps (>AO) Prints	Black & white	Y	\$16.14	\$1.61	\$17.75
MRS, DPS No. 2 & R Code Scheme Maps (A1)	Colour	Y	\$41.73	\$4.17	\$45.90
MRS, DPS No. 2 & R Code Scheme maps (A3)	Colour	Y	\$37.09	\$3.71	\$40.80
Plans / Maps (various sizes)	Black & white	Y	\$16.14	\$1.61	\$17.75
Single Locality (A3/A4)	Black & white	Y	\$7.23	\$0.72	\$7.95
Single Locality (A3/A4)	Plot colour	Y	\$24.55	\$2.46	\$27.01
Special Maps	Per copy	Y	Price on Application Less GST	10%	Price on Application
Special Maps - Tax Plan - Black & White	Per copy	Y	Price on Application Less GST	10%	Price on Application
Compliance and Regulatory Administration Fee					
Copy of food sampling results	Per sample	N	\$64.00	N/A	\$64.00
Administration Fee - Dog Kennels Registration Fee					

Schedule of Fees and Charges 2020/2021

Description	Basis of Charge	GST Y/N	Fees & Charges 2020-21		
			Fee Excluding GST	GST	Gross Fee Included GST
Dog kennel registration fee - per dog	Per dog per annum	N	\$16.00	N/A	\$16.00
Dog kennel registration fee (minimum charge)	Per annum	N	\$655.00	N/A	\$655.00
Application Fee - Public Building					
Application fee for an event with capacity less than 5,000 persons	Per application	N	\$347.00	N/A	\$347.00
Application fee for an event with capacity less than 600 persons (no inspection is required)	Per application	N	\$137.00	N/A	\$137.00
Application fee for an event with capacity more than 5,000 persons	Per application	N	\$705.00	N/A	\$705.00
Application Fee - Animals Local Law					
Application fee for registration to keep a miniature horse	Per registration	N	\$85.00	N/A	\$85.00
Application fee for registration to keep a miniature pig	Per registration	N	\$85.00	N/A	\$85.00
Application fee to keep bees	Per application	N	\$129.00	N/A	\$129.00

Schedule of Fees and Charges 2020/2021

Description	Basis of Charge	GST Y/N	Fees & Charges 2020-21		
			Fee Excluding GST	GST	Gross Fee Included GST
Renewal of approval to keep bees	Per renewal	N	\$65.00	N/A	\$65.00
Application Fee - Pigeons					
Initial application fee for registration to keep pigeons	Per application	N	\$129.00	N/A	\$129.00
Application Fee - Skin Penetration Premises					
Application fee for approval of a skin penetration premises	Per application	N	\$151.00	N/A	\$151.00
Application Fee - Written Health Report to Settlement Agents					
Application fee - Written health report to settlement agents	Per report	Y	\$73.64	\$7.36	\$81.00
Application Fees - Noise Regulations					
Application for a venue approval Regulation 19B	Per hour	N	\$90 per hour of assessment required (maximum of \$15,000)	N/A	\$90 per hour of assessment required (maximum of \$15,000)
Application for approval of a noise management plan Regulation 14A (essential services)	Per application	N	\$500.00	N/A	\$500.00
Application for approval of a non-complying event - Regulation 18 noise exemption	Per application	N	\$1,000.00	N/A	\$1,000.00

Schedule of Fees and Charges 2020/2021

Description	Basis of Charge	GST Y/N	Fees & Charges 2020-21		
			Fee Excluding GST	GST	Gross Fee Included GST
Application for approval of a non-complying event - Regulation 18 noise exemption - Additional late fee	Per application	N	\$250 (where application is received within 59 days of the event)	N/A	\$250 (where application is received within 59 days of the event)
Event notification fee Regulation 19D	Per application	N	\$500 (where application is received within 59 days of the event)	N/A	\$500 (where application is received within 59 days of the event)
Aquatic Facility Fee					
Sampling Fee	Per monthly visit	Y	\$30.00	\$3.00	\$33.00
Food Business Enforcement Fee					
Administration fee for food business (school canteens excluded)	Per annum	N	\$72.00	N/A	\$72.00
Inspection fee for food business (school canteens excluded)	Per Inspection	Y	\$110.00	\$11.00	\$121.00
Inspection fee for food business (temporary food stalls and food vehicles)	Per Inspection	Y	\$60.91	\$6.09	\$67.00
Late payment fee	Per invoice	N	\$41.00	N/A	\$41.00
Food Business Registration					
Food business registration fee	Per application	N	\$176.00	N/A	\$176.00
Food Notification Fee					
Food business notification fee	Per application	N	\$64.00	N/A	\$64.00
Hairdressing establishments Registration Fee					

Schedule of Fees and Charges 2020/2021

Description	Basis of Charge	GST Y/N	Fees & Charges 2020-21		
			Fee Excluding GST	GST	Gross Fee Included GST
Registration fee for hairdressing establishments	Per registration	N	\$151.00	N/A	\$151.00
Initial Application Fee - Outdoor Eating					
Initial permit application fee - Outdoor Eating	Per application	N	\$338.00	N/A	\$338.00
Licences - Caravan Park Licence					
Late fee for renewal after licence expiry	Per licence	N	\$20.00	N/A	\$20.00
Licence fee - caravan park and camping grounds	Per annum	N	Long stay sites, \$6 per site + short stay sites and sites in transit camps, \$6 per site + camp site, \$3 per site + overflow site, \$1.50 per site (minimum \$200)	N/A	Long stay sites, \$6 per site + short stay sites and sites in transit camps, \$6 per site + camp site, \$3 per site + overflow site, \$1.50 per site (minimum \$200)
Pro rata licence fee - caravan park and camping grounds (minimum charge)	Pro rata amount of the fee payable under annual licence for the period of time for which the licence is to be in force	N	\$100.00	N/A	\$100.00
Transfer of licence - caravan park and camping grounds	Transfer of licence	N	\$100.00	N/A	\$100.00
Licences - Cattery Registration					
Cattery registration fee	Per annum	N	\$147.00	N/A	\$147.00
Licences - Gaming permit					

Schedule of Fees and Charges 2020/2021

Description	Basis of Charge	GST Y/N	Fees & Charges 2020-21		
			Fee Excluding GST	GST	Gross Fee Included GST
Section 55 gaming permit application (commercial)	Per application	N	\$151.00	N/A	\$151.00
Section 55 gaming permit application (community group)	Per application	N	\$37.00	N/A	\$37.00
Licences - Liquor licence					
Section 39 health certificate application fee	Per application	N	\$151.00	N/A	\$151.00
Licences - Lodging House					
Application for registration fee for lodging house	Per application	N	\$311.00	N/A	\$311.00
Registration transfer for lodging house	Per transfer	N	\$39.00	N/A	\$39.00
Renewal of registration fee for lodging house	Per annum	N	\$284.00	N/A	\$284.00
Licences - Offensive Trade Licences					
Butcher shops and similar doing fat rendering, fat extracting or tallow melting	Per annum	N	\$171.00	N/A	\$171.00
Fish Curing	Per annum	N	\$211.00	N/A	\$211.00

Schedule of Fees and Charges 2020/2021

Description	Basis of Charge	GST Y/N	Fees & Charges 2020-21		
			Fee Excluding GST	GST	Gross Fee Included GST
Fish processing establishments (in which whole fish are cleaned and prepared)	Per annum	N	\$298.00	N/A	\$298.00
Gut Scraping (Preparation of Sausage Skin)	Per annum	N	\$171.00	N/A	\$171.00
Laundries, dry-cleaning establishments	Per annum	N	\$147.00	N/A	\$147.00
Other offensive trades not specified	Per annum	N	\$298.00	N/A	\$298.00
Poultry processing establishments	Per annum	N	\$298.00	N/A	\$298.00
Shellfish and Crustacean Processing	Per annum	N	\$298.00	N/A	\$298.00
Licences Fees - Disposal of Effluent and Liquid Waste					
Disposal of effluent and liquid waste report fee	Per report	N	\$118.00	N/A	\$118.00
Disposal of effluent and liquid waste application fee	Per application	N	\$118.00	N/A	\$118.00
Disposal of effluent and liquid waste permit fee	Per permit	N	\$118.00	N/A	\$118.00
Licences Fees - Trading In Public Places And Local Government Property					

Schedule of Fees and Charges 2020/2021

Description	Basis of Charge	GST Y/N	Fees & Charges 2020-21		
			Fee Excluding GST	GST	Gross Fee Included GST
Initial trader's permit application fee (commercial)	Per application	N	\$151.00	N/A	\$151.00
Street entertainment permit application fee	Per Application	N	\$79.00	N/A	\$79.00
Street market permit application fee (not for profit groups)	Per application	N	\$37.00	N/A	\$37.00
Street market permit application fee for >5 Food Stalls (commercial)	Per application	N	\$248 plus \$37 for each additional food business	N/A	\$248 plus \$37 for each additional food business
Street market permit application fee for 0-2 Food Stalls (commercial)	Per application	N	\$114.00	N/A	\$114.00
Street market permit application fee for 3-5 Food Stalls (commercial)	Per application	N	\$248.00	N/A	\$248.00
Trader's permit application fee (not for profit groups)	Per application	N	\$37.00	N/A	\$37.00
Trader's permit renewal application fee (commercial)	Per renewal	N	\$37.00	N/A	\$37.00
Trader's permit transfer fee	Per transfer	N	\$52.00	N/A	\$52.00

Schedule of Fees and Charges 2020/2021

Description	Basis of Charge	GST Y/N	Fees & Charges 2020-21		
			Fee Excluding GST	GST	Gross Fee Included GST
Trader's/street market permit fee (commercial only and excludes bookings of City's facilities)	Per annum	N	\$803.00	N/A	\$803.00
Trader's/street market permit fee (commercial only and excludes bookings of City's facilities)	Per Day	N	\$80.00	N/A	\$80.00
Trader's/street market permit fee (not for profit groups)	Per annum	N	\$0.00	N/A	\$0.00
Noise Monitoring Fee					
Regulation 18 noise monitoring fee	Per hour	Y	\$90.00	\$9.00	\$99.00
Permits - Outdoor Eating					
Annual permit fee - Outdoor Eating	Per annum	Y	\$338 plus \$34 per square meter of land Less GST	10%	\$338 plus \$34 per square meter of land
Transfer of permit fee - Outdoor Eating	Per transfer	N	\$42.00	N/A	\$42.00
Registration Fee - Pigeons					
Registration fee to keep pigeons	Per registration	N	\$65.00	N/A	\$65.00
Service Fee - Research information not related to current applications					
Research information not related to current applications	Per hour	Y	\$88.18	\$8.82	\$97.00

Schedule of Fees and Charges 2020/2021

Description	Basis of Charge	GST Y/N	Fees & Charges 2020-21		
			Fee Excluding GST	GST	Gross Fee Included GST
Service Fees					
Consultation charge out rate	Per hour	Y	\$90.00	\$9.00	\$99.00
Noise monitoring consultancy	Per hour - includes monitoring and report	Y	\$90.00	\$9.00	\$99.00
Service Fees - Drinking water sampling					
Bacteriological water sampling (private supplies on request)	Per test	Y	\$58.18	\$5.82	\$64.00
Libraries					
Historical Photographs and Images					
Commercial Use	Per image provided 1MB to 10MB 300 dpi on CD, electronic media or via email. Inc	Y	\$27.27	\$2.73	\$30.00
Commercial Use Additional item	Each additional image	Y	\$13.64	\$1.36	\$15.00
Historical Film - Commercial use	Per request	Y	\$40.91	\$4.09	\$45.00
Historical Film - Personal Use	Per request	Y	\$13.64	\$1.36	\$15.00
Microfilm/Microfiche	Per page	Y	\$0.91	\$0.09	\$1.00
Personal Use	First image 1MB, 300dpi	Y	\$7.27	\$0.73	\$8.00
Personal Use	Each additional image 1MB, 300dpi	Y	\$2.27	\$0.23	\$2.50
Sales - Library Products					
Library Product Type A	Per item	Y	\$0.91	\$0.09	\$1.00
Library Product Type B	Per item	Y	\$1.36	\$0.14	\$1.50
Library Product Type C	Per item	Y	\$1.82	\$0.18	\$2.00
Library Product Type D	Per item	Y	\$2.73	\$0.27	\$3.00
Library Product Type E	Per item	Y	\$4.55	\$0.46	\$5.01
Library Product Type F	Per item	Y	\$5.45	\$0.55	\$6.00
Library Product Type G	Per item	Y	\$7.27	\$0.73	\$8.00

Schedule of Fees and Charges 2020/2021

Description	Basis of Charge	GST Y/N	Fees & Charges 2020-21		
			Fee Excluding GST	GST	Gross Fee Included GST
Library Product Type H	Per item	Y	\$9.09	\$0.91	\$10.00
Library Product Type I	Per item	Y	\$10.91	\$1.09	\$12.00
Library Product Type J	Per item	Y	\$13.64	\$1.36	\$15.00
Library Product Type K	Per item	Y	\$18.18	\$1.82	\$20.00
Library Product Type L	Per item	Y	\$31.82	\$3.18	\$35.00
Library Product Type M	Per item	Y	\$38.18	\$3.82	\$42.00
Library Product Type N	Per item	Y	\$44.55	\$4.46	\$49.01
Service Fee - Meeting Rooms					
Activity Space - Commercial and not-for profit	Per hour (includes a wet area. No dedicated kitchen)	Y	\$13.64	\$1.36	\$15.00
Ground Floor - Commercial	Per hour (includes kitchenette facilities)	Y	\$36.36	\$3.64	\$40.00
Ground Floor - Commercial	Full day (includes kitchenette facilities)	Y	\$254.55	\$25.46	\$280.01
Ground Floor - Long Term Commercial	Per hour (includes kitchenette facilities)	Y	\$32.73	\$3.27	\$36.00
Ground Floor - Non-profit community	Per hour (includes kitchenette facilities)	Y	\$18.18	\$1.82	\$20.00
Ground Floor - Not-profit Community	Full day (includes kitchenette facilities)	Y	\$127.27	\$12.73	\$140.00
Level 1 - Commercial Double (RM3)	Per hour (includes kitchen facilities, toilet facilities and after hours access)	Y	\$41.82	\$4.18	\$46.00
Level 1 - Commercial Double (RM3)	Full day (includes kitchen facilities)	Y	\$290.91	\$29.09	\$320.00
Level 1 - Commercial Single (RM 1 or 2)	Per hour (includes kitchen facilities, toilet facilities and after hours access)	Y	\$30.91	\$3.09	\$34.00

Schedule of Fees and Charges 2020/2021

Description	Basis of Charge	GST Y/N	Fees & Charges 2020-21		
			Fee Excluding GST	GST	Gross Fee Included GST
Level 1 - Commercial Single (RM 1 or 2)	Full day (includes kitchenette facilities)	Y	\$209.09	\$20.91	\$230.00
Level 1 - Not-profit Community Double (RM 1 or 2)	Full day (includes kitchenette facilities)	Y	\$104.55	\$10.46	\$115.01
Level 1 - Not-profit Community Double (RM 3)	Full day (includes kitchenette facilities)	Y	\$145.45	\$14.55	\$160.00
Level 1 - Not-profit Community Single (RM 1 or 2)	Per hour (includes kitchen facilities, toilet facilities and after hours access)	Y	\$15.45	\$1.55	\$17.00
Level 1 and Ground Floor - Meeting Room Cancellation	Per Cancellation	Y	In lieu of individual cancellation fee. Conditions apply as per Library Meeting Room Booking guidelines. Less GST	10%	In lieu of individual cancellation fee. Conditions apply as per Library Meeting Room Booking guidelines.
Level 1- Long Term Commercial Double (RM 3)	Per hour (includes kitchen facilities, toilet facilities and after hours access)	Y	\$38.18	\$3.82	\$42.00
Level 1- Long Term Commercial Single (RM 1 or 2)	Per hour (includes kitchen facilities, toilet facilities and after hours access)	Y	\$27.27	\$2.73	\$30.00
Level 1- Not-profit Community Single (RM 3)	Per hour (includes kitchen facilities, toilet facilities and after hours access)	Y	\$20.91	\$2.09	\$23.00

Schedule of Fees and Charges 2020/2021

Description	Basis of Charge	GST Y/N	Fees & Charges 2020-21		
			Fee Excluding GST	GST	Gross Fee Included GST
Level 1, Gound Floor, activity and study spaces	Per item - Maintenance, Cleaning, repair	Y	In lieu of a bond, the service fee for maintenance or cleaning will be added to invoice - cost recovery Less GST	10%	In lieu of a bond, the service fee for maintenance or cleaning will be added to invoice - cost recovery
Study Space - Commercial and not-for-profit	Per hour	Y	\$9.09	\$0.91	\$10.00
Service Fee - Whitford Library Meeting Room					
Commercial Hire	Per hour	Y	\$27.27	\$2.73	\$30.00
Commercial Hire	Full day	Y	\$181.82	\$18.18	\$200.00
Non-profit community hire	Full day	Y	\$90.91	\$9.09	\$100.00
Non-profit community hire	Per hour	Y	\$13.64	\$1.36	\$15.00
Service Fees - Book sale					
Adult Hardback	Per item	Y	\$2.73	\$0.27	\$3.00
Adult Paperback	Per item	Y	\$1.36	\$0.14	\$1.50
Bestseller - Hardcover	Per item	Y	\$4.55	\$0.46	\$5.01
Condensed books	Each	Y	\$0.45	\$0.05	\$0.50
DVD - all	Per item	Y	\$2.00	\$0.20	\$2.20
Ex-library books - set of three	Per set of three	Y	\$0.91	\$0.09	\$1.00
Ex-library books - single	Per book	Y	\$0.45	\$0.05	\$0.50
Fill a library bag (includes library bag)	Each	Y	\$9.09	\$0.91	\$10.00

Schedule of Fees and Charges 2020/2021

Description	Basis of Charge	GST Y/N	Fees & Charges 2020-21		
			Fee Excluding GST	GST	Gross Fee Included GST
Jigsaw Puzzles	Per item	Y	\$2.73	\$0.27	\$3.00
Junior Books	Per item	Y	\$0.91	\$0.09	\$1.00
L.O.T.E. (Language other than English)	Each	Y	\$1.09	\$0.11	\$1.20
Magazines - 5 items	5 items	Y	\$1.09	\$0.11	\$1.20
Magazines - single item	Per item	Y	\$0.45	\$0.05	\$0.50
Music CD - all	Per item	Y	\$0.91	\$0.09	\$1.00
Service Fees - Equipment Hire					
Audio Visual Equipment - includes TV/VCR/DVD/	Per booking	Y	\$18.18	\$1.82	\$20.00
Laptop/Data Projector/Smartboard	Per item	Y	\$18.18	\$1.82	\$20.00
Service Fees - Fax/phone service					
Domestic Fax	1st page	Y	\$3.73	\$0.37	\$4.10
Domestic Fax	Each subsequent page	Y	\$1.14	\$0.11	\$1.25
International Fax	1st page	Y	\$7.45	\$0.75	\$8.20
International Fax	Each subsequent page	Y	\$2.27	\$0.23	\$2.50
Service Fees - Fines					
Fines	Per item per day	N	\$0.25	N/A	\$0.25
Late Collection Fee	Per collection	N	\$12.80	N/A	\$12.80
Service Fees - Lost Borrower Cards					
Lost Borrower Cards	Each	Y	\$5.45	\$0.55	\$6.00
Service Fees - Printing and Photocopying					
Black and White A3	Per page	Y	\$0.36	\$0.04	\$0.40
Black and White A4	Per page	Y	\$0.18	\$0.02	\$0.20
Colour A3	Per page	Y	\$1.82	\$0.18	\$2.00

Schedule of Fees and Charges 2020/2021

Description	Basis of Charge	GST Y/N	Fees & Charges 2020-21		
			Fee Excluding GST	GST	Gross Fee Included GST
Colour A4	Per page	Y	\$0.91	\$0.09	\$1.00
Laminating Charge - A3	Per pouch	Y	\$2.73	\$0.27	\$3.00
Laminating Charge - A4	Per pouch	Y	\$1.82	\$0.18	\$2.00
Laminating Charge - A5	Per pouch	Y	\$0.91	\$0.09	\$1.00
Service Fees - Program					
Program Type A - Program Participation	Per person	Y	\$1.82	\$0.18	\$2.00
Program Type B - Program Participation	Per person	Y	\$2.73	\$0.27	\$3.00
Program Type C - Program Participation	Per person	Y	\$3.64	\$0.36	\$4.00
Program Type D - Program Participation	Per person	Y	\$4.55	\$0.46	\$5.01
Program Type E - Program Participation	Per person	Y	\$5.45	\$0.55	\$6.00
Program Type F - Program Participation	Per person	Y	\$7.27	\$0.73	\$8.00
Program Type G - Program Participation	Per person	Y	\$9.09	\$0.91	\$10.00
Program Type H - Program Participation	Per person	Y	\$10.91	\$1.09	\$12.00

Schedule of Fees and Charges 2020/2021

Description	Basis of Charge	GST Y/N	Fees & Charges 2020-21		
			Fee Excluding GST	GST	Gross Fee Included GST
Program Type I - Program Participation	Per person	Y	\$13.64	\$1.36	\$15.00
Program Type J - Program Participation	Per person	Y	\$18.18	\$1.82	\$20.00
Program Type K - Program Participation	Per person	Y	\$27.27	\$2.73	\$30.00
Program Type L - Program Participation	Per person	Y	\$36.36	\$3.64	\$40.00
Program Type M- Program Participation	Per person	Y	\$54.55	\$5.46	\$60.01
Program Type N - Program Participation	Per person	Y	\$72.73	\$7.27	\$80.00
Service Fees - Stock Charges					
Document Delivery Fee A	Per Delivery	Y	\$9.09	\$0.91	\$10.00
Document Delivery Fee B	Per Delivery	Y	\$15.00	\$1.50	\$16.50
Document Delivery Fee C	Per Delivery	Y	\$40.00	\$4.00	\$44.00
Document Delivery Fee D	Per Delivery	Y	\$54.55	\$5.46	\$60.01
Document Delivery Fee E	Per Delivery	Y	\$72.73	\$7.27	\$80.00
Lost Item Admin Charge	Each	Y	\$5.45	\$0.55	\$6.00
Minimum lost/damaged stock item charge - all magazines	Per item	Y	\$7.91	\$0.79	\$8.70

Schedule of Fees and Charges 2020/2021

Description	Basis of Charge	GST Y/N	Fees & Charges 2020-21		
			Fee Excluding GST	GST	Gross Fee Included GST
Minimum lost/damaged stock item charge - general	Per item	Y	\$12.55	\$1.26	\$13.81
Minimum lost/damaged stock item charge - junior-general	Per item	Y	\$7.91	\$0.79	\$8.70
Minimum lost/damaged stock item charge - paperback	Per item	Y	\$7.91	\$0.79	\$8.70
Community Development					
Community Development Programs					
Age-Friendly Programs	Per participant	Y	\$5.00	\$0.50	\$5.50
BMX, skate and scooter competitions	Per competitor	Y	\$3.00	\$0.30	\$3.30
Daily Fee - Youth Holiday Program	Fees vary depending on entry fees to various youth activities	Y	Variable from \$10.00 to \$46.00 per day Less GST	10%	Variable from \$10.00 to \$46.00 per day
Defeat the Beat (formerly Battle of the Bands)	Per entry ticket	Y	\$6.36	\$0.64	\$7.00
Community Transport Fees					
Bus Hire - Group (Non - Program)-Community Groups-Full Day	Per bus plus fuel costs	Y	\$131.82	\$13.18	\$145.00

Schedule of Fees and Charges 2020/2021

Description	Basis of Charge	GST Y/N	Fees & Charges 2020-21		
			Fee Excluding GST	GST	Gross Fee Included GST
Bus Hire - Group (Non - Program)-Community Groups-Half Day	Per half day plus fuel costs	Y	\$72.73	\$7.27	\$80.00
Bus Hire - Individuals (Program)-Per Trip	Per person per trip	Y	\$4.55	\$0.46	\$5.01
Youth Truck Hire (Groups outside City of Joondalup)					
Youth Truck Daily Hire - Saturday	Per Day (Maximum 6 Hours)	Y	\$1,230.00	\$123.00	\$1,353.00
Youth Truck Daily Hire - Sunday	Per Day (Maximum 6 Hours)	Y	\$1,660.00	\$166.00	\$1,826.00
Youth Truck Daily Hire - Weekdays	Per Day (Maximum 6 Hours)	Y	\$830.00	\$83.00	\$913.00
Youth Truck Hourly Hire - Saturday	Per Hour (Minimum 3 Hours)	Y	\$205.00	\$20.50	\$225.50
Youth Truck Hourly Hire - Sunday	Per Hour (Minimum 3 Hours)	Y	\$276.64	\$27.66	\$304.30
Youth Truck Hourly Hire - Weekdays	Per Hour (Minimum 3 Hours)	Y	\$138.36	\$13.84	\$152.20
Cultural Services					
Community Art Exhibition					
Artist Entry Fee	Rate per entry	Y	\$27.27	\$2.73	\$30.00
Student Entry fee	Rate per Entry	Y	\$9.09	\$0.91	\$10.00
Events General Service Fee					
Cultural Services event - child	(per person, per 60 minutes or part thereof)	Y	\$4.55	\$0.46	\$5.01

Schedule of Fees and Charges 2020/2021

Description	Basis of Charge	GST Y/N	Fees & Charges 2020-21		
			Fee Excluding GST	GST	Gross Fee Included GST
Cultural Services event - concession	(per person, per 60 minutes or part thereof)	Y	\$9.09	\$0.91	\$10.00
Cultural Services event - adult	(per person, per 60 minutes or part thereof)	Y	\$13.64	\$1.36	\$15.00
General event food van/provider	Rate per vendor per day	Y	\$121.82	\$12.18	\$134.00
Joondalup Festival Service Fee					
Festival Markets Stall Holder - 1 Day (with insurance)	Rate per stall holder with own Public Liability Insurance	Y	\$81.82	\$8.18	\$90.00
Festival Markets Stall Holder - 1 Day (without insurance)	Rate per stall holder without Public Liability Insurance	Y	\$104.55	\$10.46	\$115.01
Festival Markets Stall Holder - 2 Days (with insurance)	Rate per stall holder with own Public Liability Insurance	Y	\$122.73	\$12.27	\$135.00
Festival Markets Stall Holder - 2 Days (without insurance)	Rate per stall holder without Public Liability Insurance	Y	\$168.18	\$16.82	\$185.00
Night Markets Service Fee					
Food Stall	Rate per stall	Y	\$69.09	\$6.91	\$76.00
Stall Holder Fee - (with Insurance)	Rate per stall holder with own Public Liability Insurance	Y	\$49.09	\$4.91	\$54.00

Schedule of Fees and Charges 2020/2021

Description	Basis of Charge	GST Y/N	Fees & Charges 2020-21		
			Fee Excluding GST	GST	Gross Fee Included GST
Stall Holder Fee - (without Insurance)	Rate per stall holder without Public Liability Insurance	Y	\$60.00	\$6.00	\$66.00
Sunday Serenades Service Fee					
Bronze Subscription (4 Concerts) (Concession)	Rate per subscription	Y	\$41.82	\$4.18	\$46.00
Bronze Subscription (4 Concerts) (Standard)	Rate per subscription	Y	\$52.73	\$5.27	\$58.00
Gold Subscription (8 Concerts) (Concession)	Rate per subscription	Y	\$72.73	\$7.27	\$80.00
Gold Subscription (8 Concerts) (Standard)	Rate per subscription	Y	\$94.55	\$9.46	\$104.01
Silver Subscription (6 Concerts) (Concession)	Rate per subscription	Y	\$59.09	\$5.91	\$65.00
Silver Subscription (6 Concerts) (Standard)	Rate per subscription	Y	\$75.45	\$7.55	\$83.00
Sunday Serenades (Concession)	Rate per Entry	Y	\$11.82	\$1.18	\$13.00
Sunday Serenades (Standard)	Rate per Entry	Y	\$14.55	\$1.46	\$16.01
Valentines Concert					
Merchandise Fee	Per Person	Y	\$9.09	\$0.91	\$10.00
Reserved seating/hire fee	Per Person	Y	\$31.80	\$1.82	\$20.00

Schedule of Fees and Charges 2020/2021

Description	Basis of Charge	GST Y/N	Fees & Charges 2020-21		
			Fee Excluding GST	GST	Gross Fee Included GST
Valentines Concert (Standard - resident)	Rate per entry	Y	\$31.80	\$3.18	\$35.00
Valentines Concert (Resident -Seniors/Concession Card holder discount)	Rate per entry	Y	\$31.80	\$2.73	\$30.00
Valentines Concert (Standard non-resident)	Rate per entry	Y	\$31.80	\$4.09	\$45.00
Valentines Concert (Child 6-16 years of age))	Rate per entry	Y	\$31.80	\$1.82	\$20.00
Recreational Services					
Administration Fees					
Cancellation Fee	Cancellation less than 7 days prior to booking	Y	100% of hire fee Less GST	10%	100% of hire fee
Cleaning / damage fee	At cost of any cleaning / damage expense incurred after a booking, where a bond has not be taken or is not sufficient, including replacement keys.	Y	100% of costs including GST Less GST	10%	100% of costs including GST
Casual Hire Bond					
Bond Forfeiture	Dependent on amount forfeited up to total bond amount	Y	Bond Forfeiture Less GST	10%	Bond Forfeiture
Facility Bond - Commercial	Per booking	N	\$1,300.00	N/A	\$1,300.00
Facility Bond - Commercial Public Event or other high risk function	Per booking	N	\$2,500.00	N/A	\$2,500.00
Facility Bond - Community	Per booking	N	\$750.00	N/A	\$750.00
Park / Beach Bond - Commercial	Per booking	N	\$900.00	N/A	\$900.00
Park / Beach Bond - Commercial Public Event or other high risk function	Per booking	N	\$2,000.00	N/A	\$2,000.00
Community Facilities Hire - Commercial					
Commercial Casual Hire - Activity Room	Per hour	Y	\$40.36	\$4.04	\$44.40

Schedule of Fees and Charges 2020/2021

Description	Basis of Charge	GST Y/N	Fees & Charges 2020-21		
			Fee Excluding GST	GST	Gross Fee Included GST
Commercial Casual Hire - Function Room Capacity > 200	Per hour	Y	\$100.36	\$10.04	\$110.40
Commercial Casual Hire - Large Hall Capacity > 100	Per hour	Y	\$80.73	\$8.07	\$88.80
Commercial Casual Hire - Meeting Room	Per hour	Y	\$37.09	\$3.71	\$40.80
Commercial Casual Hire - Small Hall Capacity < 100	Per hour	Y	\$70.55	\$7.05	\$77.60
Commercial Regular Hire - Activity Room	Per hour	Y	\$28.73	\$2.87	\$31.60
Commercial Regular Hire - Function Room Capacity > 200	Per hour	Y	\$71.82	\$7.18	\$79.00
Commercial Regular Hire - Large Hall Capacity > 100	Per hour	Y	\$57.73	\$5.77	\$63.50
Commercial Regular Hire - Meeting Room	Per hour	Y	\$26.64	\$2.66	\$29.30
Commercial Regular Hire - Small Hall Capacity < 100	Per hour	Y	\$50.36	\$5.04	\$55.40
Community Facilities Hire - Community Groups / Individuals					

Schedule of Fees and Charges 2020/2021

Description	Basis of Charge	GST Y/N	Fees & Charges 2020-21		
			Fee Excluding GST	GST	Gross Fee Included GST
Community Casual Hire - Activity Room	Per hour	Y	\$20.18	\$2.02	\$22.20
Community Casual Hire - Function Room Capacity > 200	Per hour	Y	\$50.18	\$5.02	\$55.20
Community Casual Hire - Large Hall Capacity > 100	Per hour	Y	\$40.36	\$4.04	\$44.40
Community Casual Hire - Meeting Room	Per hour	Y	\$18.55	\$1.85	\$20.40
Community Casual Hire - Small Hall Capacity < 100	Per hour	Y	\$35.27	\$3.53	\$38.80
Community Regular Hire - Activity Room	Per hour	Y	\$14.36	\$1.44	\$15.80
Community Regular Hire - Function Room Capacity > 200	Per hour	Y	\$33.91	\$3.39	\$37.30
Community Regular Hire - Large Hall Capacity > 100	Per hour	Y	\$28.91	\$2.89	\$31.80
Community Regular Hire - Meeting Room	Per hour	Y	\$13.27	\$1.33	\$14.60

Schedule of Fees and Charges 2020/2021

Description	Basis of Charge	GST Y/N	Fees & Charges 2020-21		
			Fee Excluding GST	GST	Gross Fee Included GST
Community Regular Hire - Small Hall Capacity < 100	Per hour	Y	\$25.18	\$2.52	\$27.70
Heathridge Community Centre Indoor Court Hire - Commercial					
1/2 Basketball Court	Per hour	Y	\$40.36	\$4.04	\$44.40
Badminton court	Per hour	Y	\$27.55	\$2.75	\$30.30
Basketball Court	Per hour	Y	\$76.00	\$7.60	\$83.60
Heathridge Community Centre Indoor Court Hire - Community Groups / Individuals					
1/2 Basketball Court	Per hour	Y	\$20.18	\$2.02	\$22.20
Basketball Court	Per hour	Y	\$12.82	\$1.28	\$14.10
Basketball Court	Per hour	Y	\$38.00	\$3.80	\$41.80
Parks, Beaches and Open Spaces Hire - Commercial					
Commercial Operator Permit - Application Fee	Per new application	Y	\$112.91	\$11.29	\$124.20
Commercial Operator Permit Fee - Annual - more than 25 hours per week	Per annum	Y	\$2,520.45	\$252.05	\$2,772.50
Commercial Operator Permit Fee - Annual - up to 25 hours per week	Per annum	Y	\$2,102.64	\$210.26	\$2,312.90
Commercial Operator Permit Fee - Monthly - more than 25 hours per week	Per month	Y	\$280.09	\$28.01	\$308.10

Schedule of Fees and Charges 2020/2021

Description	Basis of Charge	GST Y/N	Fees & Charges 2020-21		
			Fee Excluding GST	GST	Gross Fee Included GST
Commercial Operator Permit Fee - Monthly - up to 25 hours per week	Per month	Y	\$234.18	\$23.42	\$257.60
Per hour Casual Hire	Per hour	Y	\$75.27	\$7.53	\$82.80
Regular Hire (min 10 regular and recurrent bookings)	Per hour	Y	\$16.55	\$1.65	\$18.20
Parks, Beaches and Open Spaces Hire - Community Groups / Individuals					
Casual Hire	Per Hour	Y	\$17.91	\$1.79	\$19.70
Junior team sports - Park Hire (2.5 hours per team per week)	Per team per season	Y	\$140.18	\$14.02	\$154.20
Junior team sports - Park Hire (5 hours per team per week)	Per team per season	Y	\$279.45	\$27.95	\$307.40
Regular Hire (min 10 regular and recurrent bookings)	Per Hour	Y	\$5.55	\$0.55	\$6.10
Team sports - Park Hire (2.5 hours per team per week)	Per team per season	Y	\$280.27	\$28.03	\$308.30

Schedule of Fees and Charges 2020/2021

Description	Basis of Charge	GST Y/N	Fees & Charges 2020-21		
			Fee Excluding GST	GST	Gross Fee Included GST
Team sports - Park Hire (5 hours per team per week)	Per team per season	Y	\$558.91	\$55.89	\$614.80
Subsidised Hire Fees					
Adult Recreation and Sporting Group	Subsidy afforded to hirer in line with Facility Hire Subsidy Policy	N	50% subsidy of prescribed fee in accordance with Facility Hire Subsidy Policy	N/A	50% subsidy of prescribed fee in accordance with Facility Hire Subsidy Policy
Community Child Care Provider	Subsidy afforded to hirer in line with Facility Hire Subsidy Policy	N	50% subsidy of prescribed fee in accordance with Facility Hire Subsidy Policy	N/A	50% subsidy of prescribed fee in accordance with Facility Hire Subsidy Policy
Community Service and Charitable Group	Subsidy afforded to hirer in line with Facility Hire Subsidy Policy	N	100% subsidy of prescribed fee in accordance with Facility Hire Subsidy Policy	N/A	100% subsidy of prescribed fee in accordance with Facility Hire Subsidy Policy
Educational institution group	Subsidy afforded to hirer in line with Facility Hire Subsidy Policy	N	100% subsidy of prescribed fee in accordance with Facility Hire Subsidy Policy	N/A	100% subsidy of prescribed fee in accordance with Facility Hire Subsidy Policy
Junior recreational or sporting group	Subsidy afforded to hirer in line with Facility Hire Subsidy Policy	N	100% subsidy of prescribed fee in accordance with Facility Hire Subsidy Policy	N/A	100% subsidy of prescribed fee in accordance with Facility Hire Subsidy Policy

Schedule of Fees and Charges 2020/2021

Description	Basis of Charge	GST Y/N	Fees & Charges 2020-21		
			Fee Excluding GST	GST	Gross Fee Included GST
Justices of the Peace	Subsidy afforded to hirer in line with Facility Hire Subsidy Policy	N	100% subsidy of prescribed fee in accordance with Facility Hire Subsidy Policy	N/A	100% subsidy of prescribed fee in accordance with Facility Hire Subsidy Policy
Life-Saving and/or Life-Preserving Service Groups	Subsidy afforded to hirer in line with Facility Hire Subsidy Policy	N	100% subsidy of prescribed fee in accordance with Facility Hire Subsidy Policy	N/A	100% subsidy of prescribed fee in accordance with Facility Hire Subsidy Policy
Neighbourhood Watch Group	Subsidy afforded to hirer in line with Facility Hire Subsidy Policy	N	100% subsidy of prescribed fee in accordance with Facility Hire Subsidy Policy	N/A	100% subsidy of prescribed fee in accordance with Facility Hire Subsidy Policy
Other Not for Profit Community Group	Subsidy afforded to hirer in line with Facility Hire Subsidy Policy	N	50% subsidy of prescribed fee in accordance with Facility Hire Subsidy Policy	N/A	50% subsidy of prescribed fee in accordance with Facility Hire Subsidy Policy
Playgroup and Toy Library	Subsidy afforded to hirer in line with Facility Hire Subsidy Policy	N	100% subsidy of prescribed fee in accordance with Facility Hire Subsidy Policy	N/A	100% subsidy of prescribed fee in accordance with Facility Hire Subsidy Policy
Residents' or ratepayers' group	Subsidy afforded to hirer in line with Facility Hire Subsidy Policy	N	100% subsidy of prescribed fee in accordance with Facility Hire Subsidy Policy	N/A	100% subsidy of prescribed fee in accordance with Facility Hire Subsidy Policy

Schedule of Fees and Charges 2020/2021

Description	Basis of Charge	GST Y/N	Fees & Charges 2020-21		
			Fee Excluding GST	GST	Gross Fee Included GST
Senior citizens recreational or sporting group	Subsidy afforded to hirer in line with Facility Hire Subsidy Policy	N	100% subsidy of prescribed fee in accordance with Facility Hire Subsidy Policy	N/A	100% subsidy of prescribed fee in accordance with Facility Hire Subsidy Policy
Tennis Court Hire - Commercial					
Casual Hire - Commercial	Per hour	Y	\$22.00	\$2.20	\$24.20
Tennis Court Hire - Community Groups / Individuals					
Casual Hire - Community	Per hour	Y	\$13.82	\$1.38	\$15.20
Regular hire - Off peak period (before 6.00pm)	Per court/Per annum	Y	\$143.91	\$14.39	\$158.30
Regular hire - Peak period (after 6.00pm)	Per court/Per annum	Y	\$179.91	\$17.99	\$197.90
Leisure Centres					
Craigie Leisure Centre Facility Hire - Non Aquatic					
Aquatics Meeting Room - Commercial	Rate per hour	Y	\$46.18	\$4.62	\$50.80
Aquatics Meeting Room - Community	Rate per hour	Y	\$23.09	\$2.31	\$25.40
Aquatics Meeting Room - Schools	Rate per hour	Y	\$17.27	\$1.73	\$19.00
Badminton Court Hire	Rate per hour	Y	\$14.73	\$1.47	\$16.20
Badminton Court Hire - Schools	Rate per hour	Y	\$11.09	\$1.11	\$12.20
Conference Room - Commercial	Rate per hour	Y	\$36.91	\$3.69	\$40.60
Conference Room - Community	Rate per hour	Y	\$18.55	\$1.86	\$20.41
Conference Room - School	Rate per hour	Y	\$14.00	\$1.40	\$15.40
Creche - commercial	Rate per hour	Y	\$46.18	\$4.62	\$50.80

Schedule of Fees and Charges 2020/2021

Description	Basis of Charge	GST Y/N	Fees & Charges 2020-21		
			Fee Excluding GST	GST	Gross Fee Included GST
Creche - community	Rate per hour	Y	\$23.09	\$2.31	\$25.40
Creche - schools	Rate per hour	Y	\$17.27	\$1.73	\$19.00
Foyer Area - Commercial	Rate per hour	Y	\$81.82	\$8.18	\$90.00
Foyer Area - Community	Rate per hour	Y	\$40.91	\$4.09	\$45.00
Function Room - Commercial	Rate per hour	Y	\$87.27	\$8.73	\$96.00
Function Room - Community	Rate per hour	Y	\$43.64	\$4.36	\$48.00
Function Room - Schools	Rate per hour	Y	\$32.73	\$3.27	\$36.00
Group fitness class plus instructor - commercial	Rate per hour	Y	\$209.09	\$20.91	\$230.00
Group fitness class plus instructor - Community	Rate per hour	Y	\$104.55	\$10.46	\$115.01
Group fitness class plus instructor - Schools	Rate per hour	Y	\$78.18	\$7.82	\$86.00
Group Fitness Studio - Commercial (rooms only)	Rate per hour	Y	\$54.55	\$5.46	\$60.01
Group Fitness Studio - Community (rooms only)	Rate per hour	Y	\$27.27	\$2.73	\$30.00
Sports Hall 1 - Commercial	Rate per hour	Y	\$96.36	\$9.64	\$106.00
Sports Hall 1 - Community	Rate per hour	Y	\$48.18	\$4.82	\$53.00

Schedule of Fees and Charges 2020/2021

Description	Basis of Charge	GST Y/N	Fees & Charges 2020-21		
			Fee Excluding GST	GST	Gross Fee Included GST
Sports Hall 1 - Half Court - Commercial	Rate per hour	Y	\$48.18	\$4.82	\$53.00
Sports Hall 1 - Half Court - Community	Rate per hour	Y	\$24.18	\$2.42	\$26.60
Sports Hall 1 - Half Court - Schools	Rate per hour	Y	\$18.18	\$1.82	\$20.00
Sports Hall 1 - Schools (between 8:30am and 3:30pm)	Rate per hour	Y	\$36.18	\$3.62	\$39.80
Sports Hall 2, 3 & 4 - Commercial	Rate per hour	Y	\$86.00	\$8.60	\$94.60
Sports Hall 2, 3 & 4 - Half Court - Commercial	Rate per hour	Y	\$43.09	\$4.31	\$47.40
Sports Hall 2, 3 & 4 - Half Court - Community	Rate per hour	Y	\$21.64	\$2.16	\$23.80
Sports Hall 2, 3 & 4 - Half Court - Schools	Rate per hour	Y	\$16.36	\$1.64	\$18.00
Sports Hall 2, 3 & 4 - Regular Community	Rate per hour	Y	\$43.09	\$4.31	\$47.40
Sports Hall 2, 3 & 4 - Schools	Rate per hour	Y	\$32.36	\$3.24	\$35.60
Volleyball Court Hire Full Size	Rate per hour	Y	\$44.18	\$4.42	\$48.60
Volleyball Court Hire Full Size - Schools	Rate per hour	Y	\$32.55	\$3.26	\$35.81
Wellness room - commercial	Rate per hour	Y	\$49.82	\$4.98	\$54.80

Schedule of Fees and Charges 2020/2021

Description	Basis of Charge	GST Y/N	Fees & Charges 2020-21		
			Fee Excluding GST	GST	Gross Fee Included GST
Wellness room - community	Rate per hour	Y	\$24.91	\$2.49	\$27.40
Craigie Leisure Centre Facility Hire- Aquatic Lanes					
Lane Hire (Indoor) - Commercial	Per lane / hour	Y	\$16.73	\$1.67	\$18.40
Lane Hire (Indoor) - Community	Per lane / hour	Y	\$12.36	\$1.24	\$13.60
Lane Hire (Indoor) - Schools	Per lane / hour	Y	\$9.82	\$0.98	\$10.80
Lane Hire (Outdoor) - Commercial	Per lane / hour	Y	\$24.00	\$2.40	\$26.40
Lane Hire (Outdoor) - Community	Per lane / hour	Y	\$18.18	\$1.82	\$20.00
Lane Hire (Outdoor) - Schools	Per lane / hour	Y	\$14.36	\$1.44	\$15.80
Pool Carnival Hire - Community	Rate per hour	Y	\$109.09	\$10.91	\$120.00
Pool Carnival Hire - School	Rate per hour	Y	\$87.27	\$8.73	\$96.00
Pool Inflatable Hire - includes 1 staff member for 2 hours	Per pool	Y	\$163.64	\$16.36	\$180.00
Duncraig Leisure Centre-Facility Hire					
Creche/playgroup/acitivities room - community	Rate per hour	Y	\$12.91	\$1.29	\$14.20
Creche/playgroup/activities room - commercial	Rate per hour	Y	\$25.82	\$2.58	\$28.40

Schedule of Fees and Charges 2020/2021

Description	Basis of Charge	GST Y/N	Fees & Charges 2020-21		
			Fee Excluding GST	GST	Gross Fee Included GST
Meeting room - commercial	Rate per hour	Y	\$17.45	\$1.75	\$19.20
Meeting room - community	Rate per hour	Y	\$8.73	\$0.87	\$9.60
Sports hall 1 - commercial	Rate per hour	Y	\$75.27	\$7.53	\$82.80
Sports hall 1 - community	Rate per hour	Y	\$37.64	\$3.76	\$41.40
Sports hall 1 - schools	Rate per hour	Y	\$28.36	\$2.84	\$31.20
Studio - commercial	Rate per hour	Y	\$42.55	\$4.26	\$46.81
Studio - community	Rate per hour	Y	\$21.27	\$2.13	\$23.40
Leisure Centres Facility Hire Leisure Centres - Special Events					
Bond - commercial special event	Per event	N	\$1,900.00	N/A	\$1,900.00
Bond - community	Per event	N	\$950.00	N/A	\$950.00
Cleaning costs - special events	100% of cleaning costs	Y	Cleaning costs - special events Less GST	10%	Cleaning costs - special events
Commercial special event	Hire fee = 200% of commercial rate	Y	Commercial special event Less GST	10%	Commercial special event
Function supervisor - after hours	Rate per hour	Y	Function supervisor - after hours Less GST	10%	Function supervisor - after hours
Set up/pull down of booked area	Per hour	Y	\$54.55	\$5.46	\$60.01
Leisure Centres Programs/Events Fees and Charges					
Schedule 1 - Schedule of Fees	Per person / per attendance	Y	\$5.27	\$0.53	\$5.80
Schedule 10 - Schedule of Fees	Per person / per attendance	Y	\$10.00	\$1.00	\$11.00
Schedule 11 - Schedule of Fees	Per person / per attendance	Y	\$10.45	\$1.05	\$11.50

Schedule of Fees and Charges 2020/2021

Description	Basis of Charge	GST Y/N	Fees & Charges 2020-21		
			Fee Excluding GST	GST	Gross Fee Included GST
Schedule 12 - Schedule of Fees	Per person / per attendance	Y	\$11.00	\$1.10	\$12.10
Schedule 13 - Schedule of Fees	Per person / per attendance	Y	\$11.45	\$1.15	\$12.60
Schedule 14 - Schedule of Fees	Per person / per attendance	Y	\$12.18	\$1.22	\$13.40
Schedule 15 - Schedule of Fees	Per person / per attendance	Y	\$12.73	\$1.27	\$14.00
Schedule 16 - Schedule of Fees	Per person / per attendance	Y	\$13.18	\$1.32	\$14.50
Schedule 17 - Schedule of Fees	Per person / per attendance	Y	\$13.64	\$1.36	\$15.00
Schedule 18 - Schedule of Fees	Per person / per attendance	Y	\$14.09	\$1.41	\$15.50
Schedule 19 - Schedule of Fees	Per person / per attendance	Y	\$14.64	\$1.46	\$16.10
Schedule 2 - Schedule of Fees	Per person / per attendance	Y	\$5.73	\$0.57	\$6.30
Schedule 20 - Schedule of Fees	Per person / per attendance	Y	\$15.18	\$1.52	\$16.70
Schedule 21 - Schedule of Fees	Per person / per attendance	Y	\$15.73	\$1.57	\$17.30
Schedule 22 - Schedule of Fees	Per person / per attendance	Y	\$16.27	\$1.63	\$17.90
Schedule 23 - Schedule of Fees	Per person / per attendance	Y	\$16.73	\$1.67	\$18.40
Schedule 24 - Schedule of Fees	Per person / per attendance	Y	\$17.36	\$1.74	\$19.10
Schedule 25 - Schedule of Fees	Per person / per attendance	Y	\$17.82	\$1.78	\$19.60
Schedule 26 - Schedule of Fees	Per person / per attendance	Y	\$18.36	\$1.84	\$20.20
Schedule 27 - Schedule of Fees	Per person / per attendance	Y	\$18.91	\$1.89	\$20.80

Schedule of Fees and Charges 2020/2021

Description	Basis of Charge	GST Y/N	Fees & Charges 2020-21		
			Fee Excluding GST	GST	Gross Fee Included GST
Schedule 28 - Schedule of Fees	Per person / per attendance	Y	\$19.45	\$1.95	\$21.40
Schedule 29 - Schedule of Fees	Per person / per attendance	Y	\$21.00	\$2.10	\$23.10
Schedule 3 - Schedule of Fees	Per person / per attendance	Y	\$6.18	\$0.62	\$6.80
Schedule 30 - Schedule of Fees	Per person / per attendance	Y	\$21.64	\$2.16	\$23.80
Schedule 4 - Schedule of Fees	Per person / per attendance	Y	\$6.82	\$0.68	\$7.50
Schedule 5 - Schedule of Fees	Per person / per attendance	Y	\$7.45	\$0.75	\$8.20
Schedule 6 - Schedule of Fees	Per person / per attendance	Y	\$7.82	\$0.78	\$8.60
Schedule 7 - Schedule of Fees	Per person / per attendance	Y	\$8.36	\$0.84	\$9.20
Schedule 8 - Schedule of Fees	Per person / per attendance	Y	\$8.91	\$0.89	\$9.80
Schedule 9 - Schedule of Fees	Per person / per attendance	Y	\$9.36	\$0.94	\$10.30
Leisure Centres-Service Fees - Aquatic Entry					
Adult accompanying Children 2 yrs to 5 yrs	Per person	Y	\$1.82	\$0.18	\$2.00
Adult Swim - 10 passes (10%)	Per Booklet	Y	\$53.18	\$5.32	\$58.50
Adult Swim - 20 passes (12.5%)	Per Booklet	Y	\$103.41	\$10.34	\$113.75
Adult Swim - 40 passes (15%)	Per Booklet	Y	\$200.91	\$20.09	\$221.00

Schedule of Fees and Charges 2020/2021

Description	Basis of Charge	GST Y/N	Fees & Charges 2020-21		
			Fee Excluding GST	GST	Gross Fee Included GST
Adult Swim - Single	Per person	Y	\$5.91	\$0.59	\$6.50
Birthday Party - (courts only) 15-23 children	Per session	Y	\$336.36	\$33.64	\$370.00
Birthday Party - (pool only) 15-23 children	Per session	Y	\$386.36	\$38.64	\$425.00
Birthday Party - (pool only) additional staff member for children u/6	Per session	Y	\$46.36	\$4.64	\$51.00
Birthday Party - Up to 15 children (courts only)	Per session	Y	\$227.27	\$22.73	\$250.00
Birthday Party - Up to 15 children (pool only)	Per session	Y	\$240.91	\$24.09	\$265.00
Carer/Aide - Special Needs	Per person	N	\$0.00	N/A	\$0.00
Carnival Entry	Per child per session	Y	\$3.18	\$0.32	\$3.50
Child Swim - 10 passes (10%)	Per Booklet	Y	\$39.27	\$3.93	\$43.20
Child Swim - 20 passes (12.5%)	Per Booklet	Y	\$76.36	\$7.64	\$84.00
Child Swim - 40 passes (15%)	Per Booklet	Y	\$148.36	\$14.84	\$163.20

Schedule of Fees and Charges 2020/2021

Description	Basis of Charge	GST Y/N	Fees & Charges 2020-21		
			Fee Excluding GST	GST	Gross Fee Included GST
Child Swim (2yrs to 17yrs) Single	Per person	Y	\$4.36	\$0.44	\$4.80
Children Under 2 yrs	Per person	N	\$0.00	N/A	\$0.00
Christmas Pool Party - Adult	Per person	Y	\$5.91	\$0.59	\$6.50
Christmas Pool Party - Child	Per person	Y	\$9.09	\$0.91	\$10.00
Christmas Pool Party - Family	Per family	Y	\$25.45	\$2.55	\$28.00
Family Swim (2 Adults + 2 Children)	Per entry	Y	\$17.27	\$1.73	\$19.00
NON Swimming Aquatic Entry	Per person	Y	\$1.82	\$0.18	\$2.00
School Childs entry - in term lessons	Per child	Y	\$2.91	\$0.29	\$3.20
Spa Lounge - 10 passes (10%)	Per Booklet	Y	\$94.09	\$9.41	\$103.50
Spa Lounge - 20 passes (12.5%)	Per Booklet	Y	\$182.95	\$18.30	\$201.25
Spa Lounge - 40 passes (15%)	Per Booklet	Y	\$355.45	\$35.55	\$391.00
Spa Lounge - Single	Per person	Y	\$10.45	\$1.05	\$11.50
Spa Lounge Upgrade	Per person	Y	\$4.55	\$0.46	\$5.01

Schedule of Fees and Charges 2020/2021

Description	Basis of Charge	GST Y/N	Fees & Charges 2020-21		
			Fee Excluding GST	GST	Gross Fee Included GST
Vacation Swimming	Per child per session	Y	\$3.18	\$0.32	\$3.50
Vacation Swimming - 10 passes	Per Booklet	Y	\$31.82	\$3.18	\$35.00
Leisure Centres-Service Fees - Creche					
Fees - 1st Child	Up to 1.5 hours	Y	\$4.55	\$0.46	\$5.01
Fees - 1st Child	Up to 3 hours	Y	\$7.27	\$0.73	\$8.00
Fees - additional children in each family	Up to 1.5 hours	Y	\$4.09	\$0.41	\$4.50
Fees - additional children in each family	Up to 3 hours	Y	\$6.36	\$0.64	\$7.00
Leisure Centres-Service Fees - Discounts, to apply to Creche Entry, Memberships, Promotions, Single aquatic entry and lifestyle courses					
14 days for \$14 membership promotion	Per person	Y	\$12.73	\$1.27	\$14.00
3 pack one on one personal training promotion	Rate per 3 x 30 minute sessions	Y	\$72.73	\$7.27	\$80.00
30 days for \$30 membership promotion	Per person	Y	\$27.27	\$2.73	\$30.00
City of Joondalup Full Time Student Discount	Per student	Y	City of Joondalup Full Time Student Discount Less GST	10%	City of Joondalup Full Time Student Discount
City of Joondalup Schools Discount (off Community Rate)	Per school	Y	City of Joondalup Schools Discount (off Community Rate) Less GST	10%	City of Joondalup Schools Discount (off Community Rate)

Schedule of Fees and Charges 2020/2021

Description	Basis of Charge	GST Y/N	Fees & Charges 2020-21		
			Fee Excluding GST	GST	Gross Fee Included GST
City of Joondalup Seniors/Concession Card Holder Discount	Per person	Y	City of Joondalup Seniors/Concession Card Holder Discount Less GST	10%	City of Joondalup Seniors/Concession Card Holder Discount
City of Joondalup Seniors/Concession Card Holder Discount (aged 75 years and about)	Per person	Y	City of Joondalup Seniors/Concession Card Holder Discount (aged 75 years and about Less GST	10%	City of Joondalup Seniors/Concession Card Holder Discount (aged 75 years and about
City of Joondalup Surf Club(s) Discount 10% off membership (excluding squads)	Per membership	Y	City of Joondalup Surf Club(s) Discount 10% off membership (excluding squads) Less GST	10%	City of Joondalup Surf Club(s) Discount 10% off membership (excluding squads)
Group Discount / Corporate Membership (10%) (12 month membership)	Per membership	Y	Group Discount / Corporate Membership (10%) (12 month membership) Less GST	10%	Group Discount / Corporate Membership (10%) (12 month membership)
Leisure Centres-Service Fees - Group Fitness (casual)					
Group Fitness Casual Entry Fee	Rate per 1 hour class	Y	\$13.64	\$1.36	\$15.00
Group Fitness Casual Entry Fee - Express Class (30 minutes)	Rate per 30 min class	Y	\$10.00	\$1.00	\$11.00
Group Fitness Casual Entry Fee (Duncraig)	Per hour	Y	\$10.00	\$1.00	\$11.00
Group Fitness Teen Class	Per hour	Y	\$9.09	\$0.91	\$10.00
Platinum Classes	Rate per hour	Y	\$10.00	\$1.00	\$11.00

Schedule of Fees and Charges 2020/2021

Description	Basis of Charge	GST Y/N	Fees & Charges 2020-21		
			Fee Excluding GST	GST	Gross Fee Included GST
Leisure Centres-Service Fees - Gym Entry					
Casual Gym	Rate per session	Y	\$13.64	\$1.36	\$15.00
Casual Gym (Duncraig)	Rate per session	Y	\$10.00	\$1.00	\$11.00
Other Health Group - gym entry	Rate per session	Y	\$6.36	\$0.64	\$7.00
Leisure Centres-Service Fees - Hire Fees					
Badminton Racquet Hire	Rate per racquet	Y	\$5.00	\$0.50	\$5.50
Leisure Centres-Service Fees - Learn to Swim Program					
Adult	Per person per class	Y	\$15.18	\$1.52	\$16.70
Child Level 7+	Per person, per class, includes 1 parent entry per week	Y	\$15.18	\$1.52	\$16.70
One on One	Per person, per class, includes 1 parent entry per week	N	\$60.00	N/A	\$60.00
Parent/Child	Per person, per class, includes 1 parent entry per week	N	\$15.00	N/A	\$15.00
Pre-school/School Age	Per person, per class, includes 1 parent entry per week	N	\$16.70	N/A	\$16.70
Leisure Centres-Service Fees - Membership (Duncraig)					
Membership 12 months	Per 12 months	Y	\$604.55	\$60.46	\$665.01
Membership 12 Months - Direct Debit Includes direct debit fee	Monthly (minimum 12 month contract)	Y	\$51.82	\$5.18	\$57.00
Membership Flexi - Direct Debit Includes direct debit fee	Monthly (Non Contract)	Y	\$61.82	\$6.18	\$68.00
Leisure Centres-Service Fees - Membership (Gym or Group Fitness)					

Schedule of Fees and Charges 2020/2021

Description	Basis of Charge	GST Y/N	Fees & Charges 2020-21		
			Fee Excluding GST	GST	Gross Fee Included GST
Membership 1 Month	Per 1 month	Y	\$154.55	\$15.46	\$170.01
Membership 12 Months - Direct Debit Includes direct debit fee	Fortnightly (minimum 12 month contract)	Y	\$28.64	\$2.86	\$31.50
Membership 12 Months Upfront	Per 12 months	Y	\$718.18	\$71.82	\$790.00
Membership Flexi - Direct Debit Includes direct debit fee	Fortnightly (Non-Contract)	Y	\$34.09	\$3.41	\$37.50
Leisure Centres-Service Fees - Membership (Multi Access)					
Membership 12 Months - Direct Debit Includes direct debit fee	Fortnightly (minimum 12 month contract)	Y	\$35.91	\$3.59	\$39.50
Membership Flexi - Direct Debit Includes direct debit fee	Fortnightly (Non-Contract)	Y	\$42.73	\$4.27	\$47.00
Leisure Centres-Service Fees - Membership (Platinum or Youth)					
Membership 12 Months - Direct Debit Includes direct debit fee	Fortnightly (minimum 12 month contract)	Y	\$24.36	\$2.44	\$26.80

Schedule of Fees and Charges 2020/2021

Description	Basis of Charge	GST Y/N	Fees & Charges 2020-21		
			Fee Excluding GST	GST	Gross Fee Included GST
Membership 12 Months Upfront	Per 12 months	Y	\$616.36	\$61.64	\$678.00
Membership Flexi - Direct Debit Includes direct debit fee	Fortnightly (Non-Contract)	Y	\$29.09	\$2.91	\$32.00
Leisure Centres-Service Fees - Membership Fees					
Cancellation of Direct Debit - between 6 and 12 months	Per Cancellation	Y	\$72.73	\$7.27	\$80.00
Membership administration fee	Per transaction requirement	Y	\$13.64	\$1.36	\$15.00
New or replacement RFID wrist membership band	Per wristband	Y	\$9.55	\$0.96	\$10.51
New RFID card	Per card	Y	\$3.36	\$0.34	\$3.70
Non-contract establishment fee	Per arrangement	Y	\$45.45	\$4.55	\$50.00
Leisure Centres-Service Fees - Personal and Group Training Fees					
Group Training 3 - 5 (Members)	Per person per hour	Y	\$44.55	\$4.46	\$49.01
Group Training 3 - 5 (Non-Members)	Per person per hour	Y	\$53.64	\$5.36	\$59.00
One on One (Non-Members)	Rate per hour	Y	\$104.55	\$10.46	\$115.01
One on One session (Members)	Rate per hour	Y	\$86.36	\$8.64	\$95.00
Team Training (Members)	Per person / per program	Y	\$63.64	\$6.36	\$70.00

Schedule of Fees and Charges 2020/2021

Description	Basis of Charge	GST Y/N	Fees & Charges 2020-21		
			Fee Excluding GST	GST	Gross Fee Included GST
Team Training (Non-Members)	Per person / per program	Y	\$127.27	\$12.73	\$140.00
Two on One (Members)	Per person per hour	Y	\$61.82	\$6.18	\$68.00
Two on One (Non - Members)	Per person per hour	Y	\$74.55	\$7.46	\$82.01
Leisure Centres-Service Fees - Personal Training Packs Member Discounts					
One on One (Members) 10 pack 10% discount	Per booklet	Y	10% off prescribed fee Less GST	10%	10% off prescribed fee
One on One (Members) 20 pack 12.5% discount	Per booklet	Y	12.5% off prescribed fee Less GST	10%	12.5% off prescribed fee
One on One (Members) 40 pack 15% discount	Per booklet	Y	15% off prescribed fee Less GST	10%	15% off prescribed fee
One on One (Members) 5 pack 5% discount	Per booklet	Y	5% off prescribed fee Less GST	10%	5% off prescribed fee
One on One (Non - Members) 10 pack 10% discount	Per booklet	Y	10% off prescribed fee Less GST	10%	10% off prescribed fee
One on One (Non - Members) 20 pack 12.5% discount	Per booklet	Y	12.5% off prescribed fee Less GST	10%	12.5% off prescribed fee
One on One (Non - Members) 40 pack 15% discount	Per booklet	Y	15% off prescribed fee Less GST	10%	15% off prescribed fee
One on One (Non - Members) 5 pack 5% discount	Per booklet	Y	5% off prescribed fee Less GST	10%	5% off prescribed fee
Leisure Centres-Service Fees - Special Events					
Holiday Activities	Per person/session	Y	\$18.18	\$1.82	\$20.00
Platinum Adventure	Per activity	Y	\$12.27	\$1.23	\$13.50
Leisure Centres-Service Fees - Swim Squad					
Squad Access – 2 Swims	Per Week	Y	\$6.36	\$0.64	\$7.00
Squad Access – 6 to 9 Swims	Per week	Y	\$11.82	\$1.18	\$13.00
Squad Access– 3 to 5 Swims	Per week	Y	\$9.09	\$0.91	\$10.00
Leisure Centres-Service Fees - Total Membership					
Membership 1 month	Per 1 month	Y	\$180.91	\$18.09	\$199.00

Schedule of Fees and Charges 2020/2021

Description	Basis of Charge	GST Y/N	Fees & Charges 2020-21		
			Fee Excluding GST	GST	Gross Fee Included GST
Membership 12 Months Upfront	Per 12 months	Y	\$904.55	\$90.46	\$995.01
Membership 3 months	Per 3 months	Y	\$400.00	\$40.00	\$440.00
Leisure Centres-Service Fees - Youth Membership					
Leisure Centres-Service Fees- Sports					
Bib hire	Per session	Y	\$6.36	\$0.64	\$7.00
Casual Basketball	Rate per hour	Y	\$5.91	\$0.59	\$6.50
Game Fees (Juniors)	Per team/week	Y	\$55.45	\$5.55	\$61.00
Game Fees (Senior Soccer Only)	Per team/week	Y	\$63.64	\$6.36	\$70.00
Game Fees (Seniors)	Per team/week	Y	\$67.27	\$6.73	\$74.00
January Competition (one-off)	Per team/competition	Y	\$181.82	\$18.18	\$200.00
One off Senior Sport Competition	Per team/event	Y	\$72.73	\$7.27	\$80.00
Shuttlecock - Sale Only	Each	Y	\$4.55	\$0.46	\$5.01
Social Badminton	Per person/session	Y	\$9.09	\$0.91	\$10.00
Leisure Centres-Service Pro Shop					
Badminton Racquet Hire	Rate per racquet	Y	\$5.00	\$0.50	\$5.50
Ball Hire (Basketball, Soccer and Netball)	Rate per hour	Y	\$5.00	\$0.50	\$5.50
Pro Shop Sales	Per item	Y	Cost + Mark-up up to 150% Less GST	10%	Cost + Mark-up up to 150%
Leisure Centres Facility Hire Bond					

Schedule of Fees and Charges 2020/2021

Description	Basis of Charge	GST Y/N	Fees & Charges 2020-21		
			Fee Excluding GST	GST	Gross Fee Included GST
Bond commercial	Per facility	N	\$800.00	N/A	\$800.00
Bond community	Per facility	N	\$450.00	N/A	\$450.00
Compliance					
Private Swimming Pools - Infringements					
Failing to Enclose a Swimming Pool - Where Notice has been Served	Per Infringement	N	\$1,000.00	N/A	\$1,000.00
Private swimming pools - Inspection Fees (Statutory)					
Inspection Fee per pool (Statutory)	Per annum	N	\$36.40	N/A	\$36.40
Private Swimming Pools (Non-Statutory) - Inspection Fees and Written Report					
Inspection Fee and Written report per pool (Non - Statutory)	Per inspection	N	\$204.00	N/A	\$204.00
Records					
Administration fees – Freedom of Information					
Application fee – non personal information only	Per application	N	\$30.00	N/A	\$30.00
Decision making on access	Per hour/pro rata	N	\$30.00	N/A	\$30.00
Delivery, packaging and postage	Per application	Y	Less GST	10%	\$0.00
Duplicating a tape, film or computer information	Per application	N	\$0.00	N/A	\$0.00

Schedule of Fees and Charges 2020/2021

Description	Basis of Charge	GST Y/N	Fees & Charges 2020-21		
			Fee Excluding GST	GST	Gross Fee Included GST
Staff time supervising access	Per hour/pro rata (plus actual cost for hire of facilities or equipment)	N	\$30.00	N/A	\$30.00
Transcription staff time for transcribing information from tape or other device	Per hour/pro rata	N	\$30.00	N/A	\$30.00
Council publications – electoral rolls					
Electoral roll (electronic copy) – (subject to statutory declaration to prevent commercial use)	Cost of electronic version	Y	\$27.27	\$2.73	\$30.00
Customer Service					
Service Fees - Computer Printing					
Black and White A3	Per page	Y	\$0.36	\$0.04	\$0.40
Black and White A4	Per page	Y	\$0.18	\$0.02	\$0.20
Colour A3	Per page	Y	\$1.82	\$0.18	\$2.00
Colour A4	Per page	Y	\$0.91	\$0.09	\$1.00
Service Fees - Photocopies					
Black and White Photocopier - > 1000	Each A3	Y	\$0.18	\$0.02	\$0.20
Black and White Photocopier - >1000	Each A4	Y	\$0.09	\$0.01	\$0.10
Black and White Photocopier - 100 -1000	Each A3	Y	\$0.27	\$0.03	\$0.30
Black and White Photocopier - 100-1000	Each A4	Y	\$0.18	\$0.02	\$0.20
Black and White Photocopier - 1-100	Each A3	Y	\$0.36	\$0.04	\$0.40

Schedule of Fees and Charges 2020/2021

Description	Basis of Charge	GST Y/N	Fees & Charges 2020-21		
			Fee Excluding GST	GST	Gross Fee Included GST
Black and White Photocopier - 1-100	Each A4	Y	\$0.18	\$0.02	\$0.20
Colour Photocopier	Each A3	Y	\$1.82	\$0.18	\$2.00
Colour Photocopier	Each A4	Y	\$0.91	\$0.09	\$1.00
Strategic and Organisational Development					
Environmental Development					
Biodiversity Tour	Per Attendee	N	\$5.00	N/A	\$5.00
Environmental Education Workshop	Per Attendee	N	\$5.00	N/A	\$5.00
Living Smart – Sustainable Gardening 4 week course	Concession Rate Per Attendee	N	\$5.00	N/A	\$5.00

Schedule of Fees and Charges 2020/2021

Description	Basis of Charge	GST Y/N	Fees & Charges 2020-21		
			Fee Excluding GST	GST	Gross Fee Included GST
Living Smart – Sustainable Gardening 4 week course	Per Attendee	N	\$15.00	N/A	\$15.00
#REF!					
Rated Residential Properties Service Fees - Refuse Collection					
Additional 140L General Waste Bin for Medical Reasons	Per annum (Subject to prescribed conditions being met by applicant)	N	Service cost \$180 per year	N/A	Service cost \$180 per year
Bins - Functions/Events	Per bin	Y	\$15.91	\$1.59	\$17.50
Larger 240L General Waste Bin - Establishment fee, first year collection and processing	Establishment fee	Y	\$77.27	\$7.73	\$85.00
New 3 Bin service establishment fee	Establishment fee	N	\$105.00	N/A	\$105.00
Waste Refuse Charge - Additional bin collection between collection days	Per bin	N	\$22.75	N/A	\$22.75

Schedule of Fees and Charges 2020/2021

Description	Basis of Charge	GST Y/N	Fees & Charges 2020-21		
			Fee Excluding GST	GST	Gross Fee Included GST
Waste Refuse Charge - Additional Fee for 240L General Waste Bin	Per annum	N	\$185.00	N/A	\$185.00
Waste Refuse Charge - Existing Service	Per annum	N	\$346.00	N/A	\$346.00
Waste Refuse Charge - For Each Service Additional to Existing Service	Per annum	N	\$346.00	N/A	\$346.00
Waste Refuse Charge - Full and Part Pensioners	Per annum	N	\$346.00	N/A	\$346.00
Other					
Traffic Management Plan (TMP)					
TMP Assessment and Approval - Basic Plan	Traffic Management Plans (TMP) are required to safely and efficiently guided users around, through or past a roadwork site and ensure the network performance is not unduly impacted. Not for profit exempt	N	\$125.00	N/A	\$125.00
TMP Assessment and Approval - Complex Plan	Traffic Management Plans (TMP) are required to safely and efficiently guided users around, through or past a roadwork site and ensure the network performance is not unduly impacted. Not for profit exempt	N	\$175.00	N/A	\$175.00

Schedule of Fees and Charges 2020/2021

Description	Basis of Charge	GST Y/N	Fees & Charges 2020-21		
			Fee Excluding GST	GST	Gross Fee Included GST
TMP Assessment and Approval - Event Plan	Traffic Management Plans (TMP) are required to safely and efficiently guided users around, through or past a roadwork site and ensure the network performance is not unduly impacted. Not for profit exempt	N	\$300.00	N/A	\$300.00
Urban Development					
Service Fees - Administration Charge					
Charge applicable for admin of private works	Per works	Y	5% of Total Works Less GST	10%	5% of Total Works
Service Fees - Subdivision Supervision Fees					
Defects Liability Bond for Subdivision Civil Works	Per bond	N	5% of Civil Contract Value	N/A	5% of Civil Contract Value
Engineering Supervision fee per Subdivision (Construct and Drain Street)	Without consulting engineer and clerk of works	N	3% of total construction costs	N/A	3% of total construction costs
Engineering Supervision fee per Subdivision (Construct and Drain Street)	With consulting engineer and clerk of works	Y	1.5% of total construction costs Less GST	10%	1.5% of total construction costs
Operation Services					
Access Bond - Footpaths					
City Wide	Variable - depending upon infrastructure at each site	N	City Wide	N/A	City Wide
Access Bond - Public Open Space and Public Accessways					
Resident /Service Provider/ Contractor - Other Access/ Light Vehicle requirements	Per request	N	\$786.90	N/A	\$786.90
Resident/service provider/contractor – Vehicle Access	Per request	N	\$2,629.90	N/A	\$2,629.90
Developer/Resident Damages Tree - Tree Valuation					

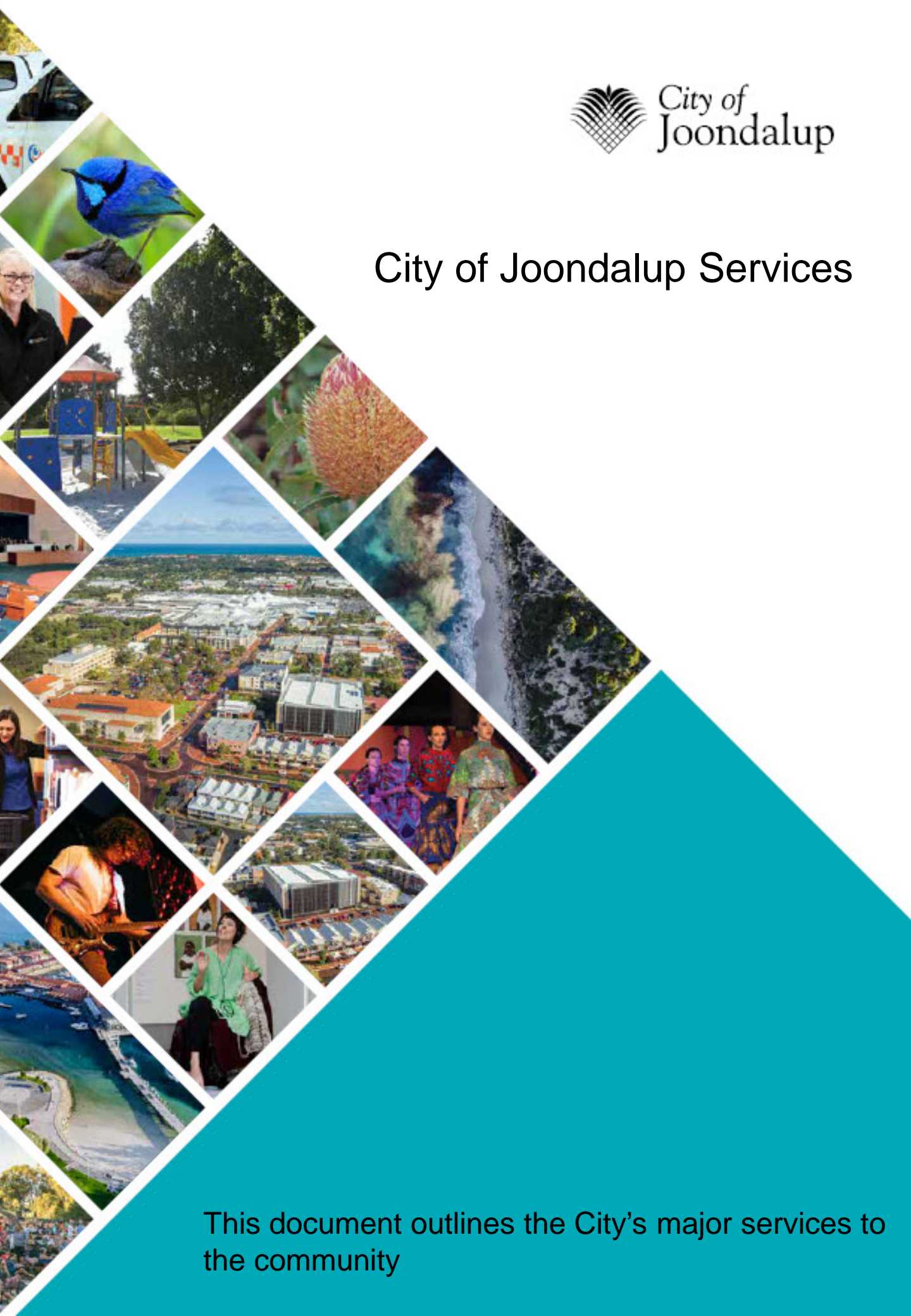
Schedule of Fees and Charges 2020/2021

Description	Basis of Charge	GST Y/N	Fees & Charges 2020-21		
			Fee Excluding GST	GST	Gross Fee Includ GST
When a Resident/Developer/Utility Services provider damages a tree that results in its removal, the developer or resident will be liable for the following costs (Amenity value of the tree plus removal costs plus Local Law penalty). The developer or resident will provide a replacement tree to a minimum height of 2 metres to the satisfaction of the Manager of Operation Services. Where the damage to the tree required the City to engage an independent arborist to access the tree, the developer or resident will be liable for the report costs and the cost of any associated recommendations made.	Per Tree-Helliwell Tree Amenity Evaluation x \$67.00 + Tree Removal and Replacement Cost	Y	When a Resident/Developer/Utility Services provider damages a tree that results in its removal, the developer or resident will be liable for the following costs (Amenity value of the tree plus removal and replacement costs). Where the damage to the tree required the City to engage an independent arborist to access the tree, the developer or resident will be liable for the report costs and the cost of any associated recommendations made. Less GST	10%	When a Resident/Developer/Utility Services provider damages a tree that results in its removal, the developer or resident will be liable for the following costs (Amenity value of the tree plus removal and replacement costs). Where the damage to the tree required the City to engage an independent arborist to access the tree, the developer or resident will be liable for the report costs and the cost of any associated recommendations made.
Developer/Resident Proposes Removal - Tree Valuation					
Where a property development plan proposes removal of a street tree or trees the developer will pay for the amenity value of the tree or trees with the valuation being determined by the Helliwell Method. All removal costs to be included	Per Tree-Helliwell Tree Amenity Evaluation x \$67.00 + Tree Removal and Replacement Cost	Y	Where a property development plan proposes removal of a street tree or trees the developer will pay for the amenity value of the tree or trees with the valuation being determined by the Helliwell Method. Removal and replacement (where required) costs to be included Less GST	10%	Where a property development plan proposes removal of a street tree or trees the developer will pay for the amenity value of the tree or trees with the valuation being determined by the Helliwell Method. Removal and replacement (where required) costs to be included
Service Fees - Access					
Remove and Replace Grab Rails	Charge to individuals requesting temporary removal	Y	\$475.27	\$47.53	\$522.80
Service Fees - Other Services					
Guide Sign	Per sign-Variable	Y	\$272.73	\$27.27	\$300.00
Service Fees - Semi Mountable Kerb					

Schedule of Fees and Charges 2020/2021

Description	Basis of Charge	GST Y/N	Fees & Charges 2020-21		
			Fee Excluding GST	GST	Gross Fee Included GST
Installation of Semi Mountable kerb around corner residential properties	Charge per Linear Metre	Y	\$88.55	\$8.86	\$97.41
Service Fees - Standard Vehicle Crossing					
Crossover Kerb Fillet (alteration of kerb profile at owner's request)	Charge per Linear Metre	Y	\$88.55	\$8.86	\$97.41
Crossover Kerb Fillet (replacement of illegally removed kerb)	Charge per Linear Metre	Y	\$88.55	\$8.86	\$97.41
Asset Management					
Telcommunications Administration Fee					
Application assessment - Low Impact Facilities - Telecommunications	Per application	Y	\$318.18	\$31.82	\$350.00
Utility charge - Water					
Water Charge - Trading in Public Places Licence - Dog Washing Stations	Per annum charge	Y	\$545.45	\$54.55	\$600.00
Building Management					
Alarm Cost-Reclaim Fee					
Building alarm callouts for lessees and hirers	Each Callout	Y	\$47.50	\$4.75	\$52.25
Replacement of Keys					
Building Replacement Key for lessees and hirers	Each Replacement	Y	Actual costs Less GST	10%	Actual costs

City of Joondalup Services



This document outlines the City's major services to the community

Provision and Maintenance of Community Facilities, Infrastructure and Assets

Local government is responsible for delivering a wide range of economic, human, recreational and property services as well as developing and maintaining essential community infrastructure.

Community Buildings
Playgrounds
Libraries
Youth Centres
Bridges
Footpaths
Stormwater Drainage
Roads
Natural Bushland and Conservation Areas
Fleet
Sport and Recreation Facilities
Streetscapes
Car Parks
Street Lighting
Parks

Provision and Maintenance of Community Facilities, Infrastructure and Assets

Local government is responsible for delivering a wide range of economic, human, recreational and property services as well as developing and maintaining essential community infrastructure.

The City's assets are grouped into six main asset classes as shown



Provision and Maintenance of Community Facilities, Infrastructure and Assets

Local government is responsible for delivering a wide range of economic, human, recreational and property services as well as developing and maintaining essential community infrastructure.



Landscape Master Plan
(eco-zoning and hydro-zoning in parks)

Tree planting
Winter Urban Tree Planting Program



**347 Parks and Open Spaces and
102 Natural Areas maintained**

Provision and Maintenance of Community Facilities, Infrastructure and Assets

Local government is responsible for delivering a wide range of economic, human, recreational and property services as well as developing and maintaining essential community infrastructure.



New asphalt laid

Road Resurfacing Program on the required sections of the 1,063km total road network

City Building Maintenance

For scheduled and reactive maintenance requests on the City's 162 buildings



\$2,503,315 listed in 2020-21 Draft Budget

New Path Program

\$1,325,500 listed in 2020-21 Draft Budget

Path Replacement Program

Provision of Mandatory Services – State Legislation and Local Laws

Local government has legislative responsibility to perform many functions for the local community which are mandatory services. Examples include approvals for planning, building and health, and swimming pool security fencing.

Animal Control
Litter
Verge Management and Treatment
Public Event Compliance
Signs
Beach Management
Abandoned Vehicles
Bushfire Prevention and Management
Parking
Building and Planning Compliance
Amenity Protection
Environmental Health Investigations
Building, Planning and Health Approvals
Food Safety
Access and Inclusion
Communicable Diseases
Swimming Pool Safety
Urban Planning
Library Lending Services
Public Building Inspections
Waste Services (weekly refuse collection)

Provision of Mandatory Services – State Legislation and Local Laws

Local government has legislative responsibility to perform many functions for the local community which are mandatory services. Examples include approvals for planning, building and health, and swimming pool security fencing.



Predicted to be collected in 2019-20:

- 32,100t - General Waste
- 17,800t – Recycling
- 16,500t – Greens
- 7,100t – Bulk and Weekend Green Waste



22,400 swimming pool fences within the City to be inspected at least once in every four years



Management of the City's off street car parks, on street parking, suburban parking and school patrols



City Rangers manage animal control, abandoned vehicles, beach management, bush prevention and management

Provision of Mandatory Services – State Legislation and Local Laws

Local government has legislative responsibility to perform many functions for the local community which are mandatory services. Examples include approvals for planning, building and health, and swimming pool security fencing.



Building Applications

Planning Applications



Public Building and Food Business Inspections

Provision of Mandatory Services – State Legislation and Local Laws

Local government has legislative responsibility to perform many functions for the local community which are mandatory services. Examples include approvals for planning, building and health, and swimming pool security fencing.



Libraries at Joondalup, Whitfords, Duncraig and Woodvale offering:

- *Free membership*
- *Over 385,000 items to choose from*
- *A mobile friendly catalogue to explore and manage your membership*
- *Fiction and nonfiction books*
- *Popular magazines and journals*
- *Music CDs and audiobooks*
- *DVDs of films, TV series and documentaries*
- *Free computer access, internet and WiFi*
- *Hundreds of events and clubs to meet all interests*
- *An extensive collection of databases, online learning and eBooks available 24 hours a day, seven days a week.*

Provision of Mandatory Services – State Legislation and Local Laws

Local government has legislative responsibility to perform many functions for the local community which are mandatory services. Examples include approvals for planning, building and health, and swimming pool security fencing.



Management of records captured in the City's recordkeeping system



Freedom of Information applications



Requests registered in the City's Customer Request System



Ordinary Council Meetings



Special Council Meetings as required

agenda
Policy Committee

Committee Meetings

Delivery of Discretionary Services

Local government delivers discretionary services to the community, such as library programs and events and leisure centres and the provision of recreational facilities and programs, which contribute to an improved quality of life for people within the community.

Conservation and Environmental Programs
City Ranger Patrols
Leisure Centres and Recreational Programs and Events
Waste Services (recycling, greens, white goods, etc)
Economic Development and Investment Attraction
Coastal Monitoring and Adaptation Planning
Civic Ceremonies
Community Development
Youth Services
Community Safety Programs
Immunisation Services
Midge Management
Noise Investigations
Festivals and Events
Graffiti Removal
Cultural Programs
Community Education Programs
Community Health Programs
Facility Hire
Library Programs and Events

Delivery of Discretionary Services

Local government delivers discretionary services to the community, such as library programs and events and leisure centres and the provision of recreational facilities and programs, which contribute to an improved quality of life for people within the community.



Range of Libraries events



Collection of e-waste
Clothing and textiles donation
events



Leisure Centre



Citizenship ceremonies

Delivery of Discretionary Services

Community Activities and Events



Youth events and activities delivered

- School Holiday Programs
- Youth Music Events
- BMX, skate and scooter events

Program of community cultural events including:

- Valentine's Concert
- Joondalup Festival
- Music in the Park
- Little Feet Festival
- NAIDOC Celebrations



Delivery of Discretionary Services

Environmental Leadership

- Management of protected natural areas including weeds and waste
- Waste diversion from landfill including greens and e-waste

Graffiti Management

- 99% of reported graffiti removed within two working days

Community Funding Program

- Funds distributed to not-for-profit groups to support activities such as:
 - Environmental Development
 - Culture and the Arts Development
 - Community Development